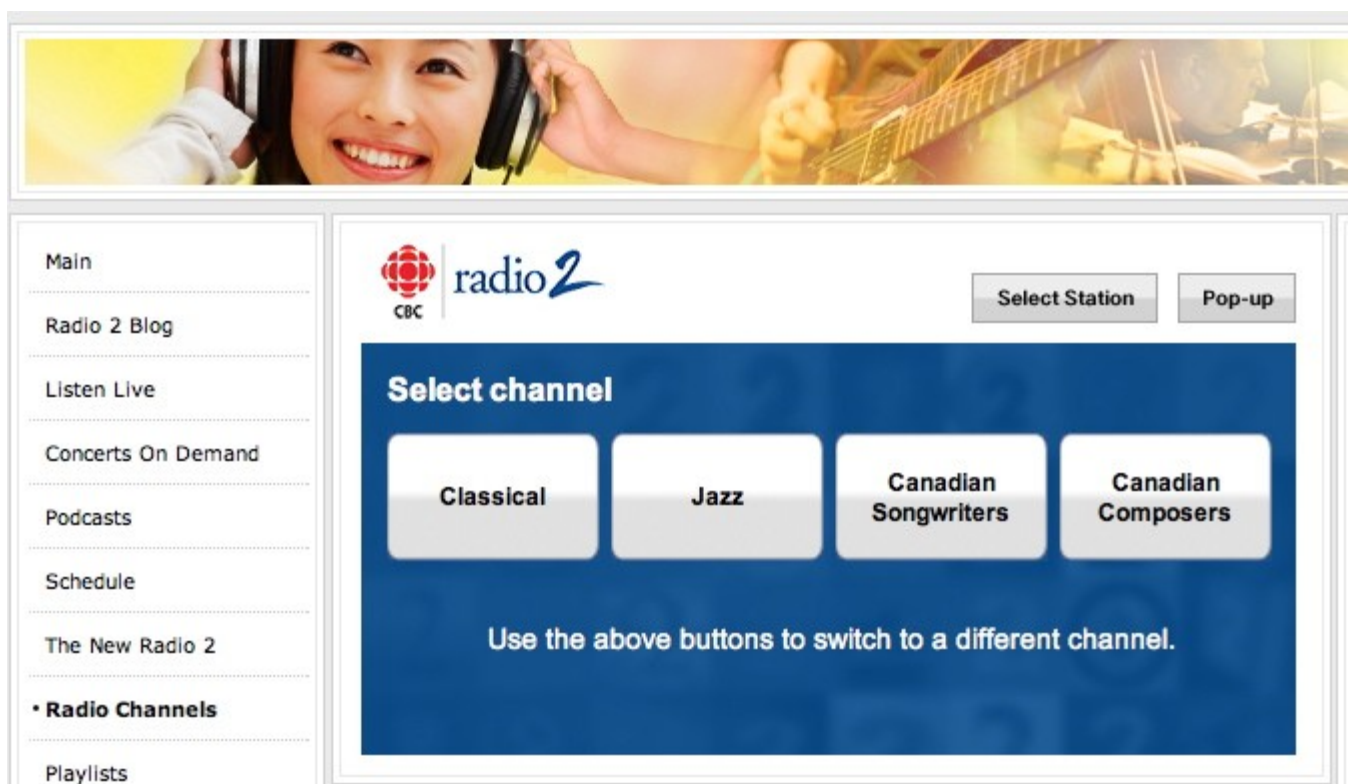


How to Listen to CBC Radio 2's New Online Channels

CBC Radio 2 now offers four exclusive Internet Radio Stations Channels. You can choose to listen to:

Classical
Jazz
Canadian Songwriters
Canadian Composers



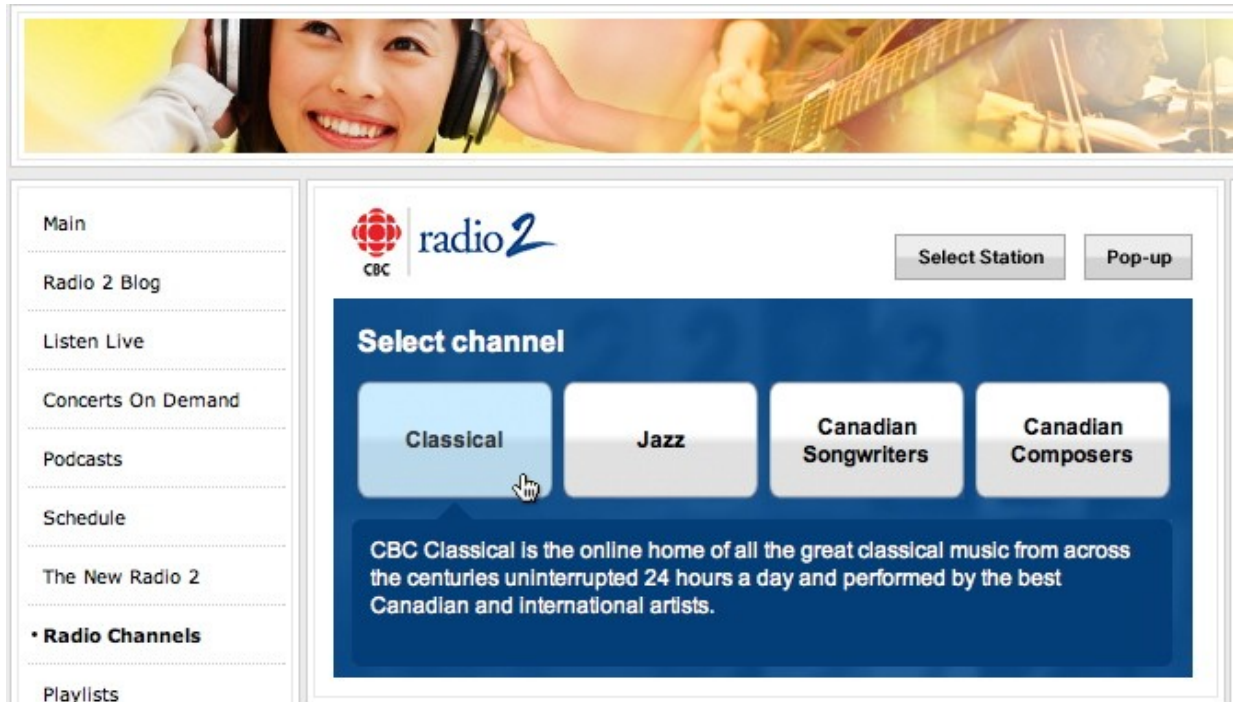
The screenshot displays the CBC Radio 2 website interface. On the left is a vertical navigation menu with the following items: Main, Radio 2 Blog, Listen Live, Concerts On Demand, Podcasts, Schedule, The New Radio 2, **• Radio Channels**, and Playlists. The main content area features the CBC logo and 'radio 2' branding. To the right of the logo are two buttons: 'Select Station' and 'Pop-up'. Below this is a blue panel titled 'Select channel' containing four buttons: 'Classical', 'Jazz', 'Canadian Songwriters', and 'Canadian Composers'. At the bottom of this panel, text reads: 'Use the above buttons to switch to a different channel.'

You can read more about these new channels at the [Radio 2 web site](#).

Here we'll just give you a quick overview of how to use the player for these new channels.

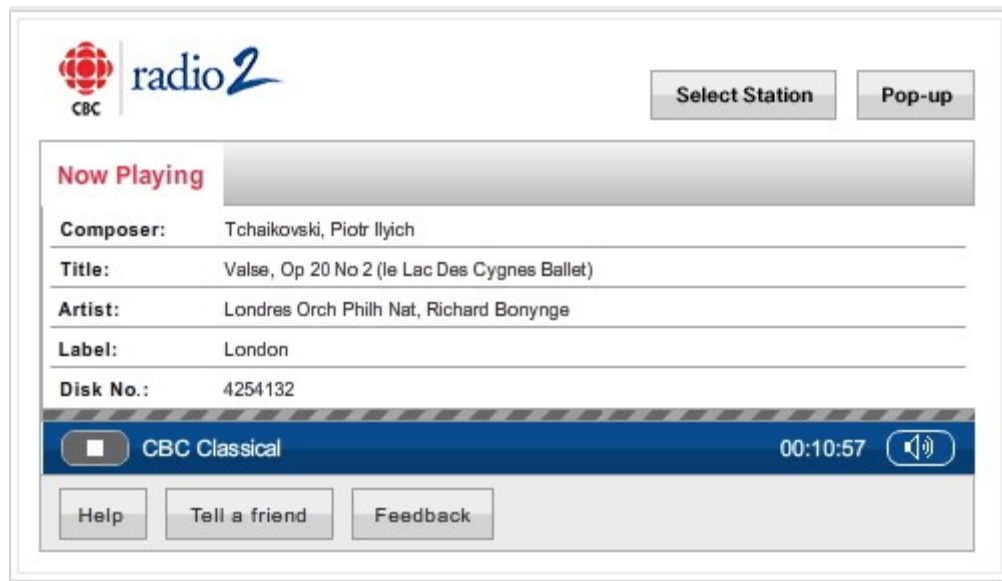
First of all, click on [Radio Channels](#) (or the link in this document) at the Radio 2 web site. Next, choose a channel you'd like to hear by clicking on the appropriate box.

Let's use Classical as an example.



After you click on the large "Classical" button, the new CBC Radio 2 player loads and soon you'll hear music.

You'll also notice that the player displays lots of information about the music you are listening to.



You can see:

- the name of the composer
- the name of the piece
- the name(s) of the performers
- the record label
- the record label's catalog number

Near the lower left corner of the player is a single button which toggles between "Play" and "Stop."



Click it once and the music stops.



Click it again and the music plays.

Near the lower right corner of the player is a control for the volume. Move your mouse over the button and a volume control pops up.



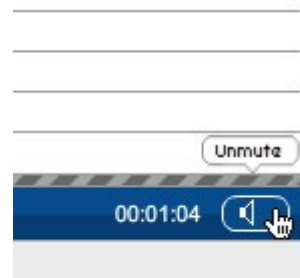
As you move the slider up, the volume of the music increases.



As you move it down, the volume decreases.



You can mute the sound by simply clicking on the button once.



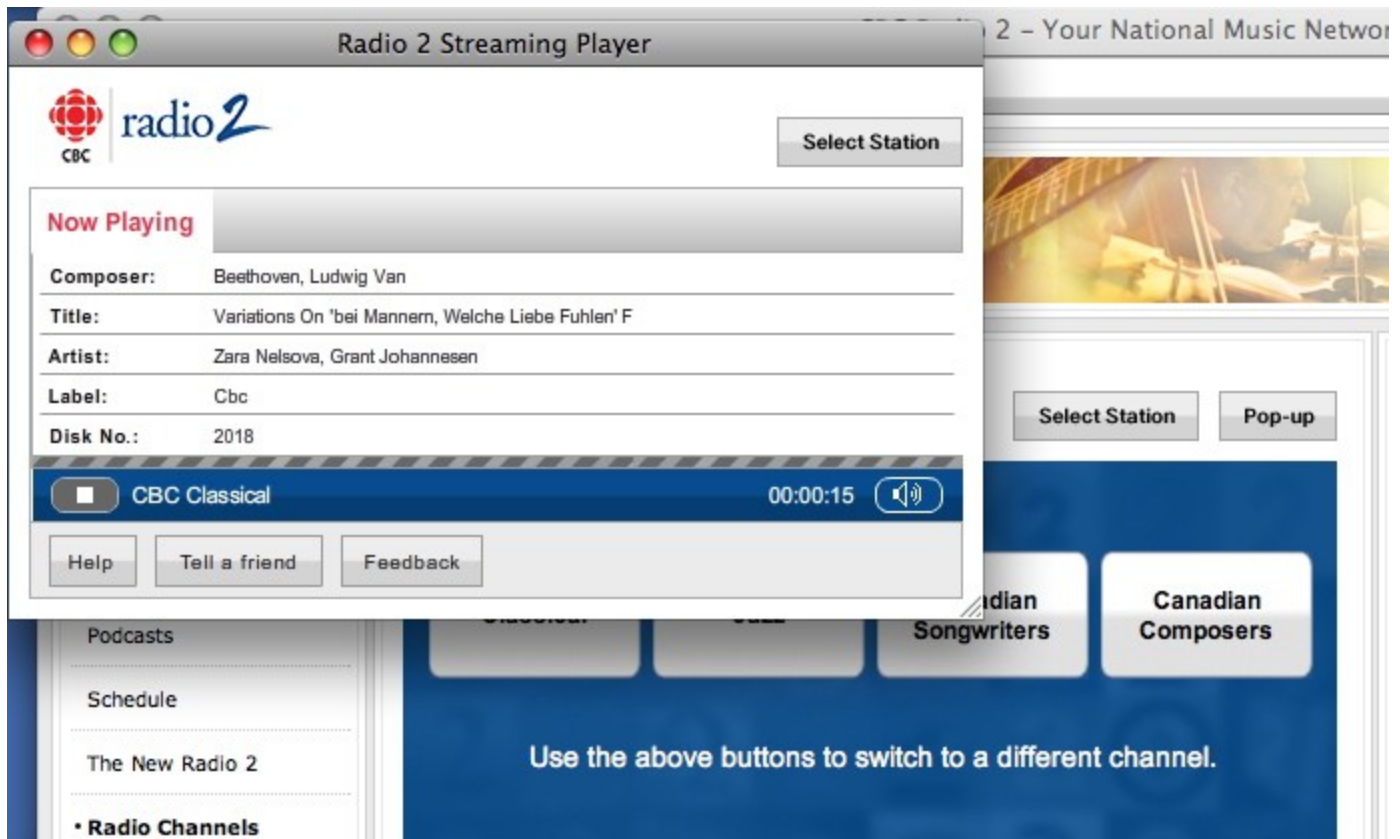
To unmute the sound, click the button again.

Keep in mind that your computer also has its own volume control which sets the overall level of all sounds coming from your computer.

Notice the “Pop-up” button in the upper right of the player?



When you click on that button, the player is launched in a new window.



The advantage of the Pop-up Player is that you can leave its small window open in the background. The music will continue to play while you browse the internet or do other work on your computer.



If you want to switch to another channel, click on the “Select Channel” button.



With the new CBC Radio 2 Internet Radio Channels you can choose the style of music you want to hear 24 hours a day, 7 days a week.

