

Table 1/Tableau 1

Respiratory Virus Detections/Isolations for the week ending February 20, 2016 (Reporting Week 201607)

Détection/isolement de virus des voies respiratoires pour la semaine se terminant le 20 février 2016 (Code hebdomadaire 201607)

| Reporting Laboratory Laboratoire rapporteur | Flu/Grippe Test | Flu/Grippe A(H1N1)pdm09 | Flu/Grippe AH1 Pos. | Flu/Grippe AH3 Pos. | Flu/Grippe A Pos. (all) | Flu/Grippe B Pos. | R.S.V. Test | R.S.V. Pos. | PIV Test | PIV 1 Pos. | PIV 2 Pos. | PIV 3 Pos. | PIV 4 Pos. | Other/Autre PIV Pos. | Adeno Test | Adeno Pos. | hMPV Test | hMPV Pos. | Rhino Test | Rhino Pos. | Coron Test | Coron Pos. |
|--|--------------------|----------------------------|------------------------|------------------------|----------------------------|----------------------|----------------|----------------|---------------|---------------|---------------|---------------|---------------|-------------------------|---------------|---------------|---------------|---------------|---------------|---------------|---------------|---------------|
| Newfoundland./Terre-Neuve | 97 | 14 | 0 | 0 | 27 | 0 | 97 | 9 | 97 | 3 | 0 | 1 | 0 | 0 | 97 | 2 | 97 | 2 | 97 | 8 | Not Tested | |
| Prince Edward Island./Île-du-Prince-Édouard | 28 | 7 | 0 | 0 | 7 | 0 | 29 | 4 | 2 | 1 | 0 | 0 | 0 | 0 | 2 | 0 | 2 | 0 | 2 | 0 | 2 | 0 |
| Nova Scotia/Nouvelle-Écosse | 76 | 0 | 0 | 0 | 12 | 0 | 73 | 6 | 9 | 0 | 0 | 0 | 0 | 0 | 9 | 0 | 9 | 1 | 9 | 1 | 9 | 1 |
| New Brunswick/Nouveau-Brunswick | 149 | 4 | 0 | 0 | 25 | 2 | 42 | 1 | 40 | 0 | 0 | 0 | 0 | 0 | 40 | 1 | 0 | 0 | 0 | 0 | 0 | 0 |
| Atlantic/Atlantique | 350 | 25 | 0 | 0 | 71 | 2 | 241 | 20 | 148 | 4 | 0 | 1 | 0 | 0 | 148 | 3 | 108 | 3 | 108 | 9 | 11 | 1 |
| Région Nord-Est | 211 | 0 | 0 | 1 | 26 | 1 | 194 | 29 | 0 | 0 | 0 | 0 | 0 | 0 | 0 | 0 | 0 | 0 | Not Available | | 0 | 0 |
| Québec-Chaudière-Appalaches | 352 | 0 | 0 | 0 | 68 | 2 | 401 | 62 | 130 | 0 | 0 | 0 | 1 | 0 | 148 | 7 | 112 | 9 | Not Available | | 111 | 4 |
| Centre-du-Québec | 346 | 69 | 0 | 0 | 74 | 2 | 249 | 69 | 0 | 0 | 0 | 0 | 0 | 0 | 0 | 0 | 0 | 0 | Not Available | | 0 | 0 |
| Montréal-Laval | 1599 | 77 | 0 | 0 | 387 | 24 | 1261 | 90 | 642 | 1 | 2 | 0 | 0 | 0 | 659 | 10 | 541 | 14 | Not Available | | 515 | 24 |
| Ouest du Québec | 256 | 0 | 0 | 0 | 54 | 2 | 60 | 18 | 0 | 0 | 0 | 0 | 0 | 0 | 0 | 0 | 0 | 0 | Not Available | | 0 | 0 |
| Montérégie | 250 | 0 | 0 | 0 | 60 | 0 | 198 | 27 | 0 | 0 | 0 | 0 | 0 | 0 | 0 | 0 | 0 | 0 | Not Available | | 0 | 0 |
| Province of/de Québec | 3014 | 146 | 0 | 1 | 669 | 31 | 2363 | 295 | 772 | 1 | 2 | 0 | 1 | 0 | 807 | 17 | 653 | 23 | Not Available | | 626 | 28 |
| Ottawa P.H.L. | 24 | 2 | 0 | 1 | 3 | 0 | 22 | 1 | 22 | 0 | 0 | 0 | 0 | 0 | 22 | 0 | 21 | 0 | 9 | 1 | 8 | 2 |
| CHEO/HEEO - Ottawa | 294 | 0 | 0 | 0 | 55 | 2 | 252 | 72 | 8 | 0 | 0 | 0 | 0 | 0 | 8 | 0 | 41 | 3 | 8 | 2 | 8 | 1 |
| Kingston P.H.L. | 72 | 9 | 0 | 1 | 11 | 0 | 58 | 10 | 58 | 1 | 0 | 0 | 0 | 0 | 58 | 2 | 57 | 1 | 22 | 0 | 16 | 2 |
| Toronto Medical Laboratory | 318 | 0 | 0 | 0 | 58 | 10 | 318 | 7 | 30 | 0 | 0 | 0 | 0 | 0 | 0 | 0 | 30 | 0 | 0 | 0 | 0 | 0 |
| P.H.O.L. - Toronto | 564 | 80 | 0 | 7 | 108 | 31 | 435 | 25 | 435 | 3 | 0 | 2 | 0 | 0 | 435 | 5 | 427 | 5 | 104 | 3 | 83 | 8 |
| Sick Kids'Hospital - Toronto | 0 | 0 | 0 | 0 | 0 | 0 | 0 | 0 | 0 | 0 | 0 | 0 | 0 | 0 | 0 | 0 | 0 | 0 | 0 | 0 | 0 | 0 |
| Sunnybrook & Women's College HSC | 0 | 0 | 0 | 0 | 0 | 0 | 0 | 0 | 0 | 0 | 0 | 0 | 0 | 0 | 0 | 0 | 0 | 0 | 0 | 0 | 0 | 0 |
| Sault Ste. Marie P.H.L. | 16 | 2 | 0 | 0 | 3 | 1 | 12 | 0 | 12 | 0 | 0 | 0 | 1 | 0 | 12 | 0 | 12 | 0 | 1 | 0 | 1 | 0 |
| Timmins P.H.L. | 16 | 2 | 0 | 0 | 4 | 0 | 16 | 1 | 16 | 1 | 0 | 0 | 0 | 0 | 16 | 0 | 16 | 2 | 5 | 0 | 4 | 0 |
| St. Joseph's - London | 66 | 0 | 0 | 0 | 22 | 3 | 66 | 12 | 0 | 0 | 0 | 0 | 0 | 0 | 0 | 0 | 0 | 0 | 0 | 0 | 0 | 0 |
| London P.H.L. | 192 | 24 | 0 | 2 | 39 | 13 | 168 | 16 | 168 | 1 | 0 | 0 | 0 | 0 | 168 | 0 | 167 | 5 | 33 | 1 | 20 | 4 |
| Orillia P.H.L. | 64 | 13 | 0 | 0 | 13 | 1 | 53 | 7 | 53 | 0 | 0 | 1 | 0 | 0 | 53 | 0 | 53 | 2 | 6 | 0 | 6 | 0 |
| Thunder Bay P.H.L. | 43 | 3 | 0 | 0 | 7 | 1 | 40 | 1 | 40 | 0 | 0 | 0 | 0 | 0 | 40 | 1 | 40 | 1 | 7 | 0 | 7 | 0 |
| Sudbury P.H.L. | 54 | 1 | 0 | 0 | 4 | 0 | 44 | 9 | 44 | 1 | 0 | 0 | 0 | 0 | 44 | 0 | 42 | 1 | 8 | 0 | 3 | 0 |
| Hamilton P.H.L. | 166 | 25 | 0 | 1 | 40 | 7 | 102 | 5 | 102 | 3 | 0 | 0 | 0 | 0 | 102 | 2 | 101 | 0 | 17 | 3 | 16 | 0 |
| Peterborough P.H.L. | 109 | 16 | 0 | 0 | 21 | 10 | 87 | 18 | 87 | 1 | 1 | 1 | 0 | 0 | 87 | 0 | 87 | 2 | 23 | 2 | 16 | 2 |
| Province of/de l'Ontario | 1998 | 177 | 0 | 12 | 388 | 79 | 1673 | 184 | 1075 | 11 | 1 | 4 | 1 | 0 | 1045 | 10 | 1094 | 22 | 243 | 12 | 188 | 19 |
| Manitoba | 284 | 8 | 0 | 5 | 34 | 3 | 156 | 17 | 152 | 1 | 0 | 0 | 0 | 0 | 152 | 2 | 81 | 4 | 152 | 7 | 81 | 3 |
| Regina | 523 | 155 | 0 | 1 | 169 | 35 | 523 | 21 | 523 | 5 | 9 | 1 | 0 | 0 | 523 | 16 | 523 | 48 | 523 | 39 | 523 | 36 |
| Saskatoon | 198 | 0 | 0 | 0 | 77 | 6 | 198 | 4 | 68 | 1 | 1 | 0 | 0 | 0 | 68 | 2 | 68 | 6 | 68 | 6 | 68 | 4 |
| Province of/de la Saskatchewan | 721 | 155 | 0 | 1 | 246 | 41 | 721 | 25 | 591 | 6 | 10 | 1 | 0 | 0 | 591 | 18 | 591 | 54 | 591 | 45 | 591 | 40 |
| Province of/de l'Alberta | 1328 | 327 | 0 | 5 | 458 | 87 | 1328 | 59 | 1328 | 32 | 0 | 0 | 0 | 0 | 1328 | 3 | 1328 | 103 | 1328 | 63 | 1328 | 23 |
| Prairies | 2333 | 490 | 0 | 11 | 738 | 131 | 2205 | 101 | 2071 | 39 | 10 | 1 | 0 | 0 | 2071 | 23 | 2000 | 161 | 2071 | 115 | 2000 | 66 |
| British Columbia/Colombie-Britannique | 649 | 70 | 0 | 17 | 144 | 121 | 649 | 40 | 93 | 0 | 1 | 0 | 1 | 0 | 93 | 2 | 93 | 22 | 93 | 12 | 93 | 13 |
| Yukon | 14 | 2 | 0 | 0 | 5 | 1 | 14 | 0 | Not Available | | | | | | Not Available | Not Available | Not Available | Not Available | Not Available | Not Available | Not Available | Not Available |
| Northwest Territories | 12 | 3 | 0 | 0 | 6 | 1 | 12 | 0 | 12 | 1 | 0 | 0 | 0 | 0 | 12 | 0 | 12 | 0 | 12 | 2 | 12 | 0 |
| Nunavut | 1 | 0 | 0 | 0 | 0 | 0 | 1 | 0 | 1 | 0 | 0 | 0 | 0 | 0 | 1 | 0 | 0 | 0 | 1 | 0 | 0 | 0 |
| Territories/territoires | 27 | 5 | 0 | 0 | 11 | 2 | 27 | 0 | 13 | 1 | 0 | 0 | 0 | 0 | 13 | 0 | 12 | 0 | 13 | 2 | 12 | 0 |
| CANADA | 8371 | 913 | 0 | 41 | 2021 | 366 | 7158 | 640 | 4172 | 56 | 14 | 6 | 3 | 0 | 4177 | 55 | 3960 | 231 | 2528 | 150 | 2930 | 127 |

Specimens from YT, NT and NU are sent to reference laboratories in other provinces and reported results reflect specimens identified as originating from YT, NT or NU

Also available at: <http://www.phac-aspc.gc.ca/bid-bmi/dsd-dsm/rvdi-divr/index-eng.php>

Delays in the reporting of data may cause data to change retrospectively.

Les échantillons du Yn, des T.N.-O. et du Nt sont envoyés à des laboratoires de référence dans d'autres provinces.

Les résultats soumis reflètent les données des spécimens des provinces et territoires suivants : YK, NT et NU.

Aussi disponible sur le site: <http://www.phac-aspc.gc.ca/bid-bmi/dsd-dsm/rvdi-divr/index-fra.php>

Certains délais quant à la soumission des rapports peuvent affecter les données de façon rétrospective.

Table 2/Tableau 2
 Respiratory Virus Detections/Isolations for the period August 30, 2015 - February 20, 2016
 Détection/isolément de virus des voies respiratoires pour la période du 30 août 2015 - 20 février 2016
 (Reporting Weeks / Code hebdomadaire 201535-201607)

| Reporting Laboratory Laboratoire rapporteur | Flu/Grippe Test | Flu/Grippe A(H1N1)pdm09 | Flu/Grippe AH1 Pos. | Flu/Grippe AH3 Pos. | Flu/Grippe A Pos. (all) | Flu/Grippe B Pos. | R.S.V. Test | R.S.V. Pos. | PIV Test | PIV 1 Pos. | PIV 2 Pos. | PIV 3 Pos. | PIV 4 Pos. | Other/Autre PIV Pos. | Adeno Test | Adeno Pos. | hMPV Test | hMPV Pos. | Rhino Test | Rhino Pos. | Coron Test | Coron Pos. |
|--|--------------------|----------------------------|------------------------|------------------------|----------------------------|----------------------|----------------|----------------|---------------|---------------|---------------|---------------|---------------|-------------------------|---------------|---------------|--------------|---------------|---------------|---------------|---------------|---------------|
| Newfoundland./Terre-Neuve | 1084 | 29 | 0 | 2 | 48 | 3 | 1084 | 28 | 1084 | 20 | 1 | 6 | 0 | 0 | 1084 | 51 | 1074 | 10 | 1084 | 146 | Not Tested | |
| Prince Edward Island./ Île-du-Prince-Édouard | 246 | 34 | 0 | 0 | 34 | 0 | 151 | 7 | 85 | 2 | 5 | 0 | 4 | 0 | 85 | 1 | 85 | 3 | 85 | 15 | 85 | 0 |
| Nova Scotia/Nouvelle-Écosse | 1011 | 0 | 0 | 1 | 41 | 0 | 982 | 28 | 298 | 7 | 0 | 2 | 4 | 0 | 298 | 14 | 298 | 1 | 298 | 48 | 298 | 2 |
| New Brunswick/Nouveau-Brunswick | 1695 | 21 | 0 | 1 | 99 | 4 | 608 | 3 | 572 | 11 | 0 | 1 | 0 | 0 | 641 | 16 | 0 | 0 | 0 | 0 | 0 | 0 |
| Atlantic/Atlantique | 4036 | 84 | 0 | 4 | 222 | 7 | 2825 | 66 | 2039 | 40 | 6 | 9 | 8 | 0 | 2108 | 82 | 1457 | 14 | 1467 | 209 | 383 | 2 |
| Région Nord-Est | 2021 | 0 | 0 | 1 | 46 | 6 | 1717 | 124 | 0 | 0 | 0 | 0 | 0 | 0 | 0 | 0 | 0 | 0 | Not Available | | 0 | 0 |
| Québec-Chaudière-Appalaches | 3474 | 0 | 0 | 0 | 123 | 12 | 4025 | 473 | 1947 | 47 | 15 | 8 | 13 | 0 | 2125 | 117 | 1519 | 17 | Not Available | | 1509 | 7 |
| Centre-du-Québec | 2353 | 91 | 0 | 2 | 138 | 4 | 2077 | 438 | 136 | 0 | 0 | 0 | 0 | 0 | 136 | 11 | 0 | 0 | Not Available | | 0 | 0 |
| Montréal-Laval | 17213 | 118 | 0 | 0 | 972 | 81 | 14638 | 1250 | 9597 | 196 | 30 | 26 | 13 | 0 | 9854 | 268 | 7939 | 85 | Not Available | | 7710 | 137 |
| Ouest du Québec | 2402 | 0 | 0 | 0 | 164 | 14 | 826 | 184 | 0 | 0 | 0 | 0 | 0 | 0 | 3 | 0 | 0 | 0 | Not Available | | 0 | 0 |
| Montérégie | 1975 | 0 | 0 | 0 | 131 | 3 | 1086 | 171 | 0 | 0 | 0 | 0 | 0 | 0 | 0 | 0 | 0 | 0 | Not Available | | 0 | 0 |
| Province of/de Québec | 29438 | 209 | 0 | 3 | 1574 | 120 | 24369 | 2640 | 11680 | 243 | 45 | 34 | 26 | 0 | 12118 | 396 | 9458 | 102 | Not Available | | 9219 | 144 |
| Ottawa P.H.L. | 333 | 14 | 0 | 5 | 21 | 2 | 309 | 16 | 309 | 11 | 3 | 3 | 1 | 0 | 309 | 1 | 290 | 11 | 169 | 53 | 146 | 13 |
| CHEO/HEEO - Ottawa | 3254 | 0 | 0 | 0 | 158 | 15 | 3138 | 568 | 959 | 18 | 2 | 0 | 9 | 0 | 959 | 17 | 1370 | 15 | 960 | 102 | 165 | 18 |
| Kingston P.H.L. | 889 | 46 | 0 | 3 | 53 | 0 | 781 | 44 | 781 | 35 | 6 | 2 | 2 | 0 | 781 | 20 | 766 | 5 | 253 | 51 | 182 | 9 |
| Toronto Medical Laboratory | 3802 | 4 | 0 | 0 | 162 | 28 | 3802 | 70 | 241 | 3 | 1 | 0 | 0 | 0 | 0 | 0 | 241 | 1 | 0 | 0 | 0 | 0 |
| P.H.O.L. - Toronto | 9290 | 568 | 0 | 149 | 769 | 108 | 8259 | 437 | 8259 | 120 | 28 | 36 | 20 | 0 | 8259 | 125 | 8067 | 59 | 1936 | 249 | 1631 | 63 |
| Sick Kids/Hospital - Toronto | 1956 | 34 | 0 | 0 | 110 | 16 | 1956 | 169 | 1816 | 15 | 0 | 11 | 5 | 0 | 1936 | 25 | 1956 | 18 | 848 | 113 | 827 | 37 |
| Sunnybrook & Women's College HSC | 1275 | 12 | 0 | 9 | 26 | 5 | 1236 | 46 | 1236 | 7 | 0 | 2 | 19 | 0 | 1236 | 6 | 1236 | 17 | 1236 | 196 | 1275 | 52 |
| Sault Ste. Marie P.H.L. | 206 | 4 | 0 | 0 | 5 | 10 | 181 | 6 | 181 | 2 | 0 | 0 | 1 | 0 | 181 | 4 | 174 | 0 | 41 | 13 | 32 | 0 |
| Timmins P.H.L. | 264 | 5 | 0 | 1 | 8 | 0 | 244 | 4 | 244 | 17 | 1 | 0 | 0 | 0 | 244 | 2 | 226 | 3 | 59 | 9 | 31 | 5 |
| St. Joseph's - London | 1643 | 0 | 0 | 2 | 54 | 6 | 1643 | 200 | 1207 | 65 | 9 | 1 | 33 | 0 | 1137 | 32 | 1013 | 13 | 1304 | 259 | 1191 | 16 |
| London P.H.L. | 2397 | 100 | 0 | 13 | 131 | 33 | 2250 | 164 | 2250 | 58 | 7 | 10 | 20 | 0 | 2250 | 62 | 2176 | 16 | 645 | 132 | 499 | 30 |
| Orillia P.H.L. | 1174 | 34 | 0 | 19 | 54 | 3 | 1127 | 42 | 1127 | 48 | 9 | 9 | 9 | 0 | 1127 | 16 | 1117 | 7 | 161 | 48 | 133 | 7 |
| Thunder Bay P.H.L. | 553 | 5 | 0 | 0 | 10 | 2 | 527 | 8 | 527 | 18 | 4 | 2 | 0 | 0 | 527 | 25 | 512 | 21 | 64 | 8 | 39 | 0 |
| Sudbury P.H.L. | 608 | 10 | 0 | 0 | 13 | 1 | 581 | 30 | 581 | 20 | 1 | 1 | 3 | 0 | 581 | 16 | 564 | 4 | 125 | 18 | 98 | 2 |
| Hamilton P.H.L. | 2019 | 95 | 0 | 10 | 130 | 10 | 1832 | 83 | 1832 | 39 | 4 | 6 | 9 | 0 | 1832 | 46 | 1755 | 16 | 513 | 121 | 404 | 26 |
| Peterborough P.H.L. | 1418 | 41 | 0 | 6 | 64 | 16 | 1309 | 92 | 1309 | 26 | 9 | 5 | 8 | 0 | 1309 | 32 | 1233 | 4 | 458 | 63 | 343 | 16 |
| Province of/de l'Ontario | 31081 | 972 | 0 | 217 | 1768 | 255 | 29175 | 1979 | 22859 | 502 | 84 | 88 | 139 | 0 | 22668 | 429 | 22696 | 210 | 8772 | 1435 | 6996 | 294 |
| Manitoba | 3367 | 56 | 0 | 31 | 113 | 10 | 2016 | 89 | 2133 | 42 | 12 | 2 | 13 | 0 | 2133 | 31 | 1087 | 55 | 2133 | 189 | 1087 | 37 |
| Regina | 5476 | 453 | 0 | 16 | 497 | 73 | 5476 | 99 | 5473 | 195 | 100 | 18 | 39 | 0 | 5476 | 172 | 5487 | 321 | 5487 | 1334 | 5487 | 148 |
| Saskatoon | 1797 | 2 | 0 | 0 | 185 | 20 | 1739 | 81 | 1376 | 58 | 27 | 2 | 20 | 0 | 1376 | 65 | 1318 | 35 | 1376 | 291 | 1376 | 32 |
| Province of/de la Saskatchewan | 7273 | 455 | 0 | 16 | 682 | 93 | 7215 | 180 | 6849 | 253 | 127 | 20 | 59 | 0 | 6852 | 237 | 6805 | 356 | 6863 | 1625 | 6863 | 180 |
| Province of/de l'Alberta | 14863 | 1870 | 0 | 118 | 2148 | 375 | 14863 | 438 | 14863 | 714 | 0 | 0 | 0 | 0 | 14863 | 157 | 14863 | 787 | 14863 | 2147 | 14863 | 187 |
| Prairies | 25503 | 2381 | 0 | 165 | 2943 | 478 | 24094 | 707 | 23845 | 1009 | 139 | 22 | 72 | 0 | 23848 | 425 | 22755 | 1198 | 23859 | 3961 | 22813 | 404 |
| British Columbia/Colombie-Britannique | 7807 | 275 | 0 | 286 | 855 | 714 | 7755 | 236 | 2850 | 1 | 35 | 6 | 21 | 0 | 2850 | 20 | 2850 | 181 | 2850 | 557 | 2850 | 71 |
| Yukon | 155 | 13 | 0 | 4 | 24 | 14 | 155 | 7 | Not Available | | | | | Not Available | | Not Available | | Not Available | | Not Available | | |
| Northwest Territories | 233 | 22 | 0 | 12 | 38 | 2 | 233 | 2 | 233 | 6 | 0 | 0 | 0 | 0 | 233 | 2 | 233 | 44 | 233 | 53 | 1 | 0 |
| Nunavut | 169 | 0 | 0 | 0 | 0 | 0 | 169 | 4 | 169 | 4 | 0 | 1 | 0 | 0 | 169 | 4 | 164 | 13 | 70 | 19 | 1 | 0 |
| Territories/territoires | 557 | 35 | 0 | 16 | 62 | 16 | 557 | 13 | 402 | 10 | 0 | 1 | 0 | 0 | 402 | 6 | 397 | 57 | 303 | 72 | 2 | 0 |
| CANADA | 98422 | 3956 | 0 | 691 | 7424 | 1590 | 88775 | 5641 | 63675 | 1805 | 309 | 160 | 266 | 0 | 63994 | 1358 | 59613 | 1762 | 37251 | 6234 | 42263 | 915 |

Specimens from YT, NT and NU are sent to reference laboratories in other provinces and reported results reflect specimens identified as originating from YT, NT or NU.

Also available at: <http://www.phac-aspc.gc.ca/bid-bmi/dsd-dsm/rvdi-divr/index-eng.php>

Delays in the reporting of data may cause data to change retrospectively.

Due to reporting delays, the sum of weekly report totals do not add up to cumulative totals.

Les échantillons du Yn, des T.N.-O. et du Nt sont envoyés à des laboratoires de référence dans d'autres provinces.

Les résultats soumis reflètent les données des spécimens des provinces et territoires suivants : YK, NT et NU

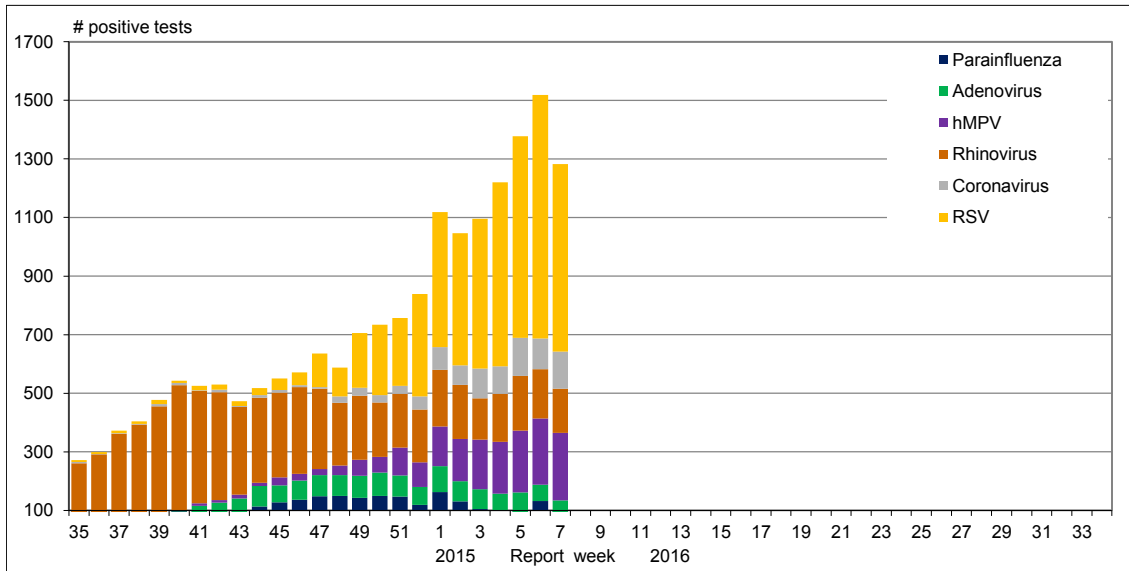
Aussi disponible sur le site: <http://www.phac-aspc.gc.ca/bid-bmi/dsd-dsm/rvdi-divr/index-fra.php>

Certains délais quant à la soumission des rapports peuvent affecter les données de façon rétrospective.

Par conséquent, en raison des retards des rapports, la somme des totaux hebdomadaires ne correspond pas au total cumulatif.

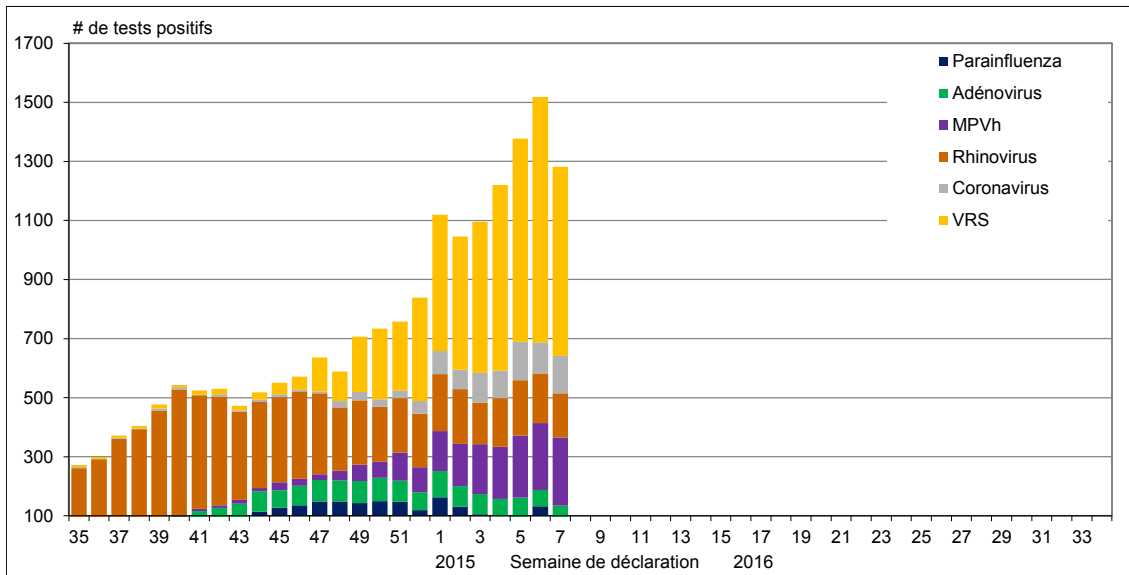
English

Number positive laboratory tests for other respiratory viruses by report week, Canada, 2015-16



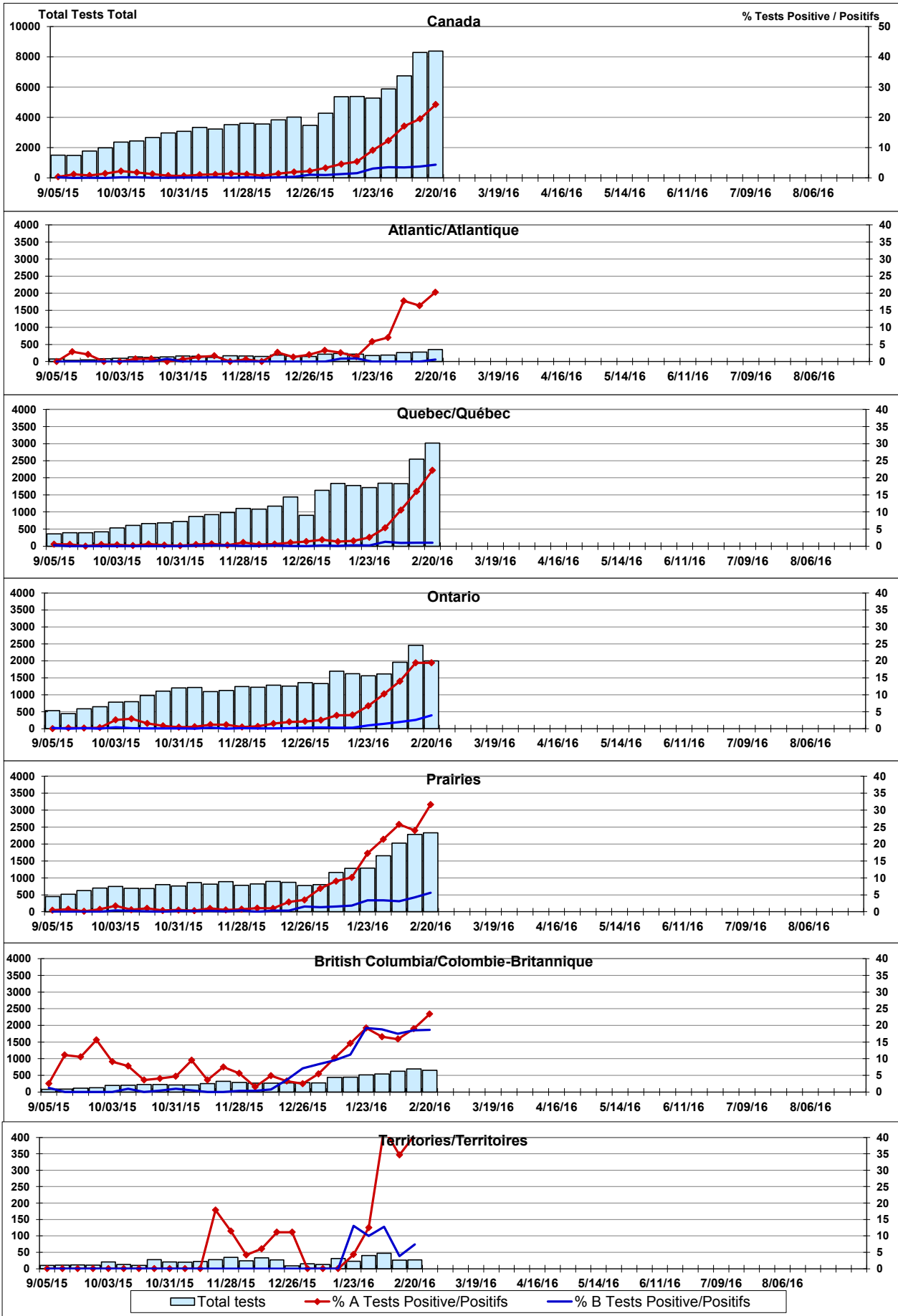
French

Nombre de tests de laboratoire positifs pour les autres virus respiratoires, par semaine de surveillance, Canada, 2015-16



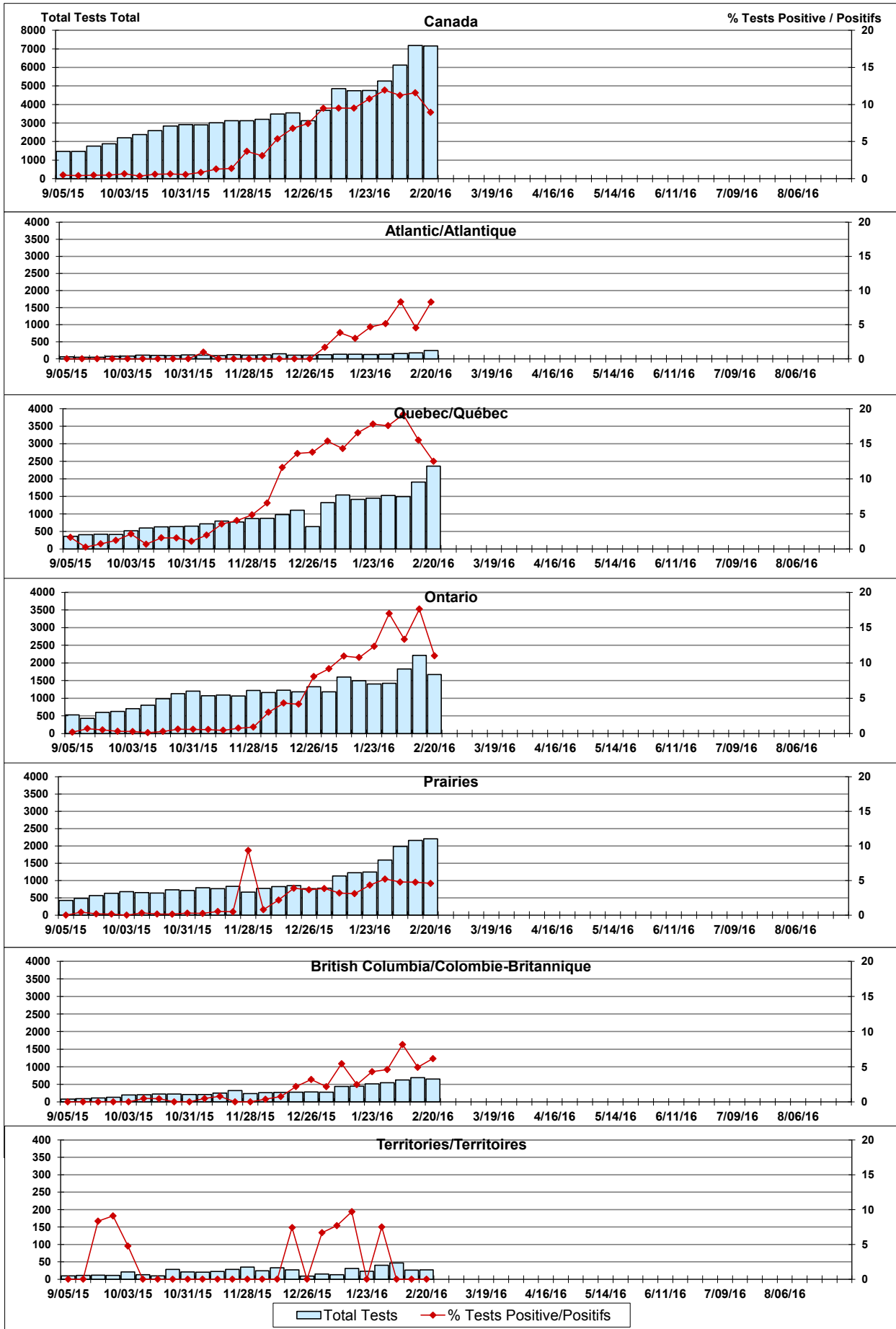
Positive Influenza Tests (%) in Canada by Region by Week of Report

Détection du virus grippal au Canada, tests positifs (%) par région et par semaine de déclaration



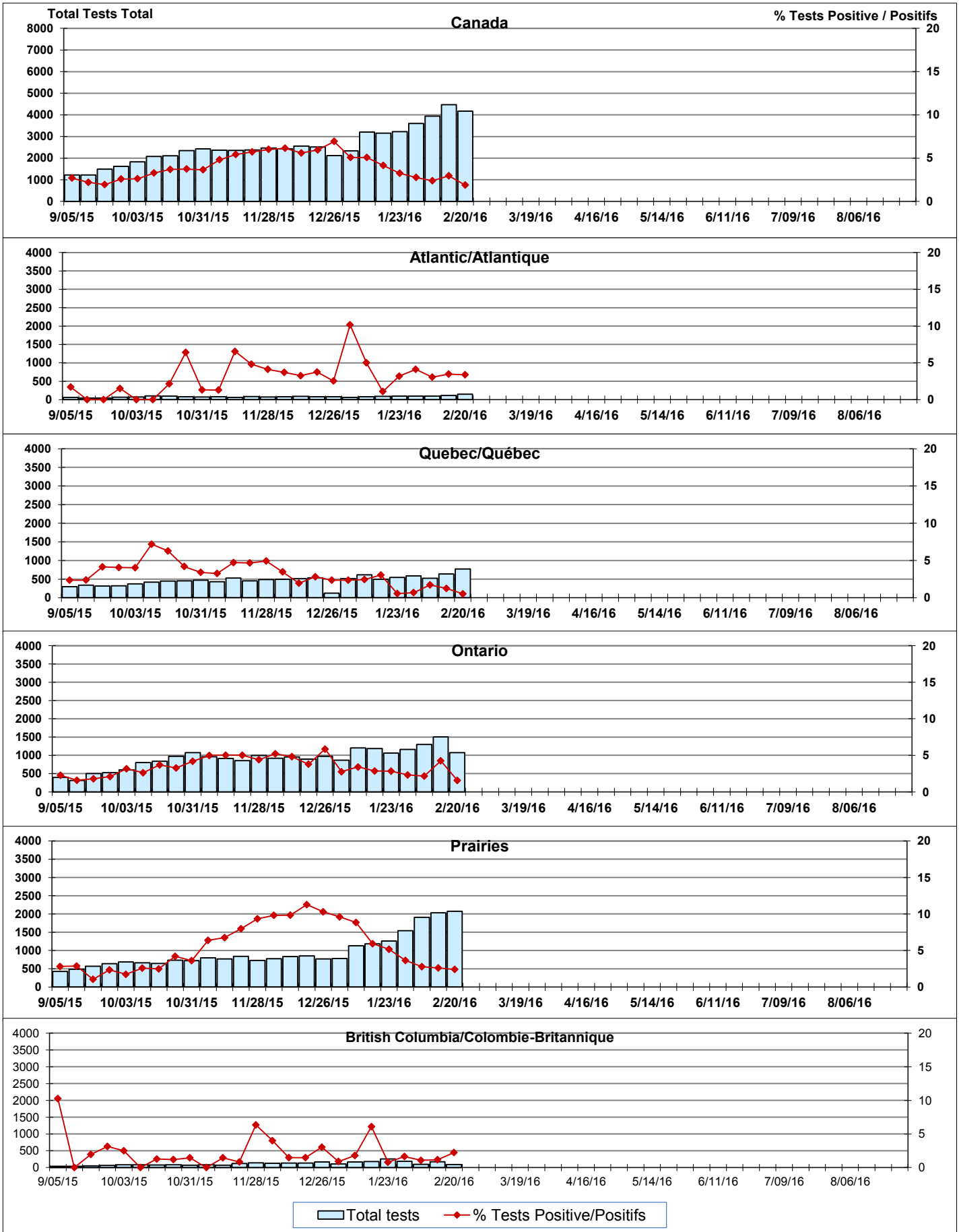
Positive RSV Tests (%) in Canada by Region by Week of Report

Détection du virus respiratoire syncytial au Canada, tests positifs (%) par région et par semaine de déclaration



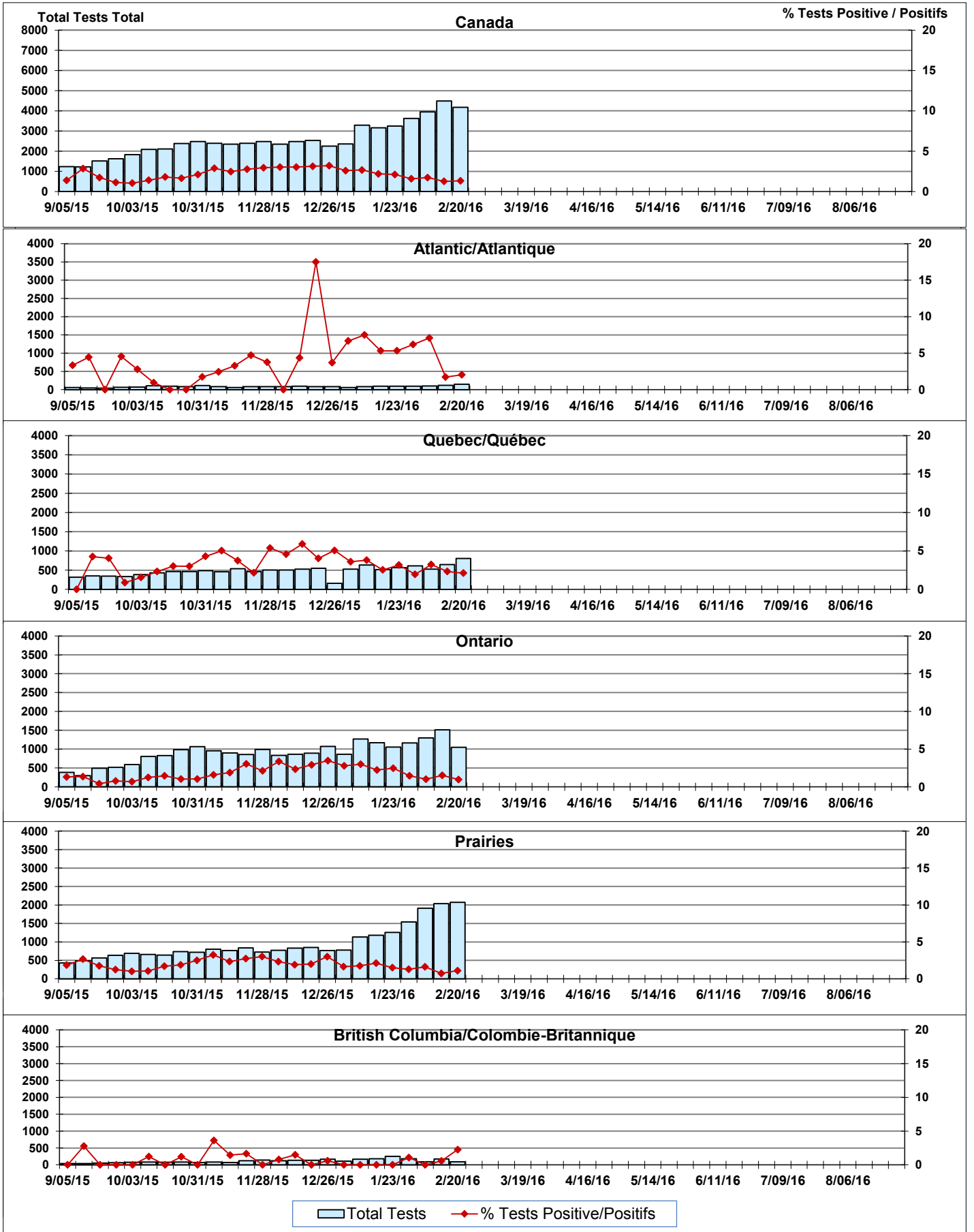
Positive Parainfluenza Tests (%) in Canada by Region by Week of Report

Détection du virus parainfluenza au Canada, tests positifs (%) par région et par semaine de déclaration

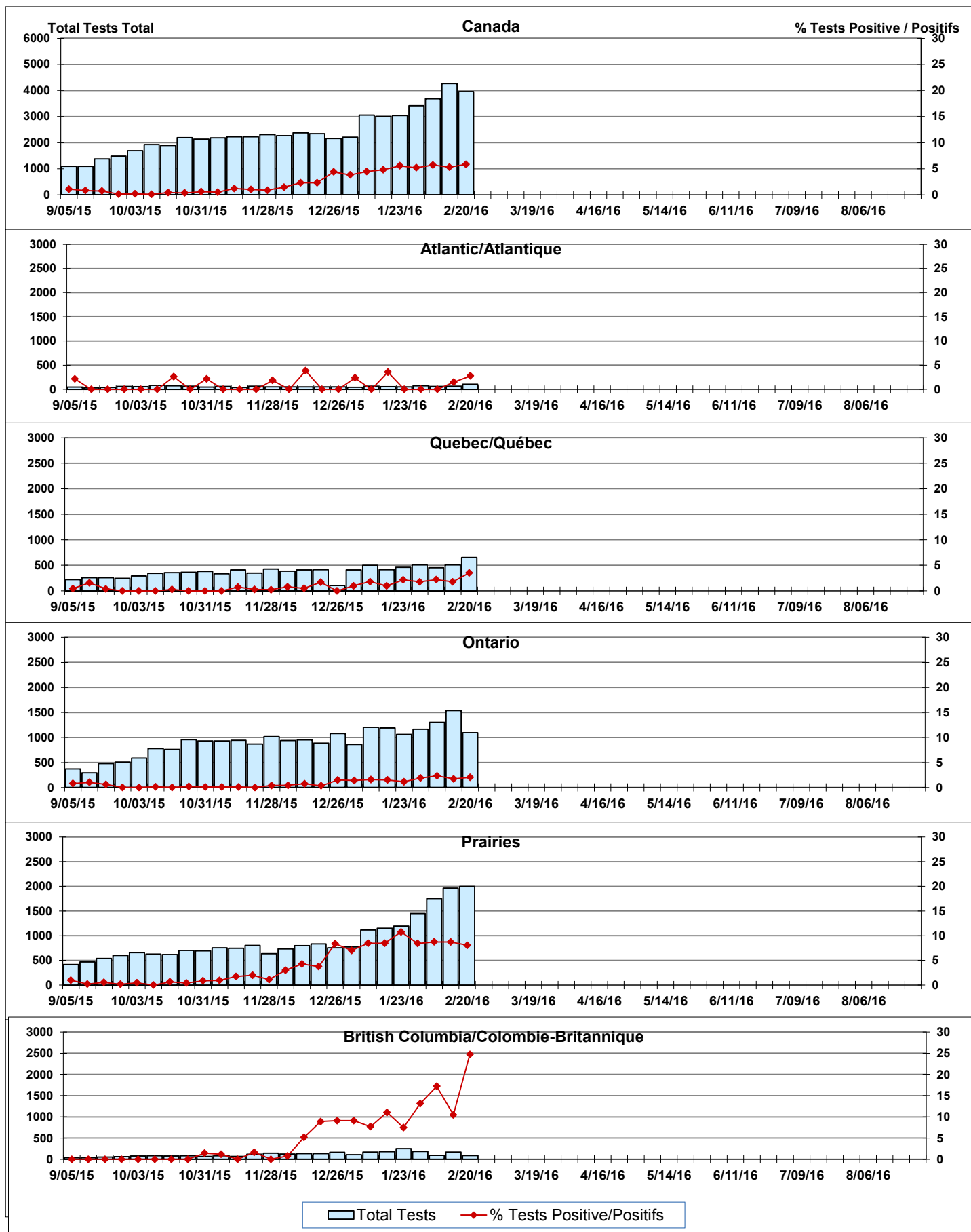


Positive Adenovirus Tests (%) in Canada by Region by Week of Report

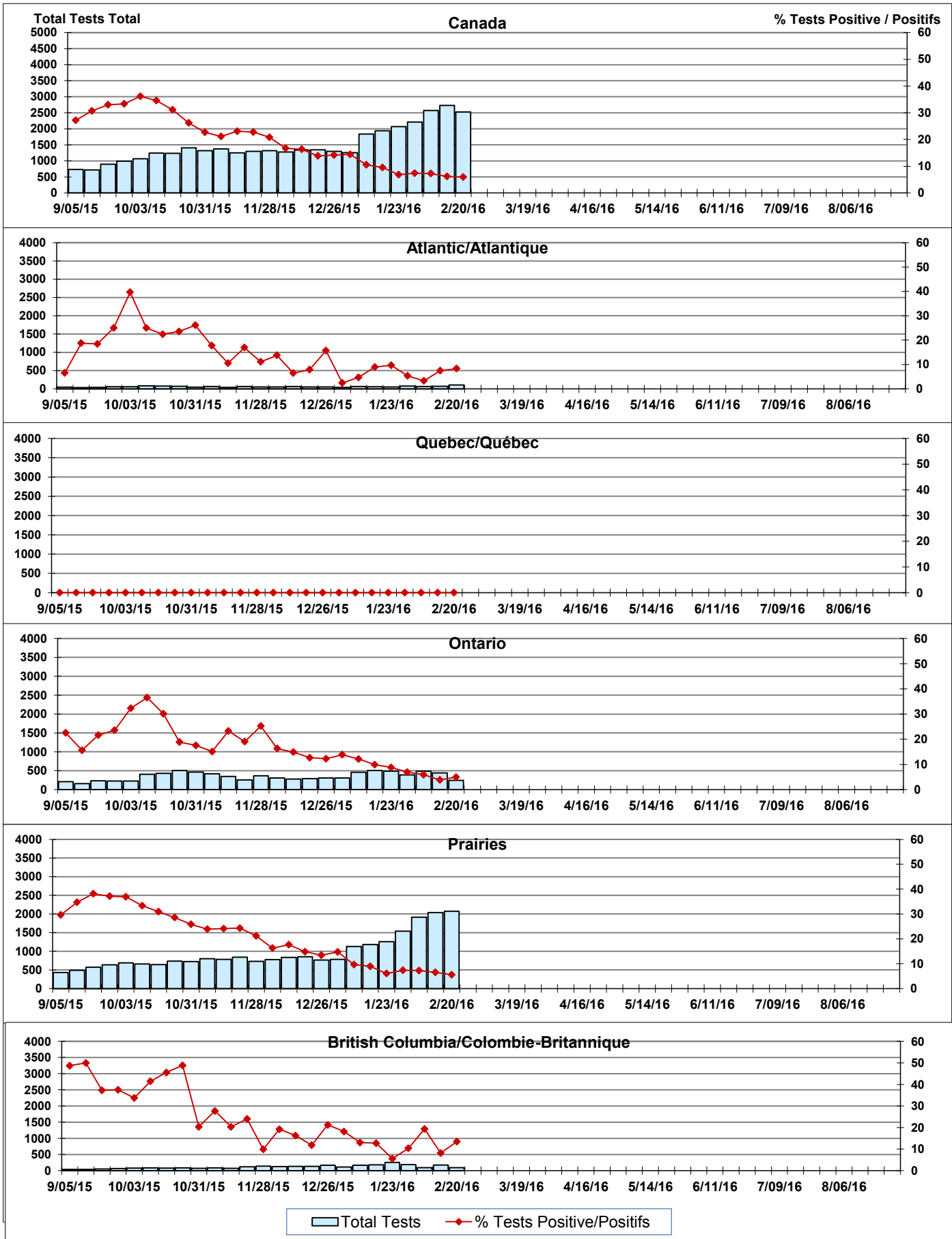
Détection du virus adénovirus au Canada, tests positifs (%) par région et par semaine de déclaration



Positive hMPV Tests (%) in Canada by Region by Week of Report
Détection du métapneumovirus humain au Canada, tests positifs (%) par région et par semaine de déclaration



Positive Rhinovirus Tests (%) in Canada by Region by Week of Report
Détection du virus rhinovirus au Canada, tests positifs (%) par région et par semaine de déclaration



Positive Coronavirus Tests (%) in Canada by Region by Week of Report

Détection du virus coronavirus au Canada, tests positifs (%) par région et par semaine de déclaration

