



STATISTICAL REPORT

ON INTERNATIONAL ASSISTANCE



FISCAL YEAR 2014-2015



CONTENTS

1. INTRODUCTION

Our Statistics	1
Scope of international assistance statistics	2
Canadian international assistance by department or source	3
Canada uses a whole-of-government approach to deliver effective results.	4
Geographic distribution of Canada's international assistance.	5
Breakdown of Canada's international assistance by country.	6
Examples of Canadian partnerships that make a difference.	7
Responding Quickly and Effectively to International Humanitarian Crises.	8

2. STATISTICAL TABLES

Section A: Canadian International Assistance

A International Assistance by Government Source and Channel.	9
---	---

Section B: Canadian International Assistance by Sector

B1 International Assistance by Channel	11
B2 Humanitarian Assistance by Country, Organization	17

Section C: Canadian International Assistance by Recipient Organization

C1 Summary of Global Affairs Canada International Assistance by Type of Organization	19
C2 International Assistance by Multilateral Organization . . .	20

Section D: Canadian International Assistance by Recipient

D1 International Assistance by Channel and Continent	23
D2 Bilateral International Assistance	25
D3 Multilateral International Assistance	30

3. APPENDICES

Appendix 1 – Repayments of Loans issued by Global Affairs Canada	33
Appendix 2 – Repayments of Loans issued by EDC	34
Appendix 3 – Global Review of Canadian International Assistance	35
Appendix 4 – Canadian federal programs, other official assistance by recipient	36
Appendix 5 – Acronyms	37
Appendix 6 – Glossary	39

STATISTICAL REPORT ON INTERNATIONAL ASSISTANCE

OUR STATISTICS

In accordance with the *Official Development Assistance Accountability Act* (ODAAA or the Act), the Minister of International Development is required to issue the following two key reports on behalf of the Government of Canada:

- *Report to Parliament on the Government of Canada's Official Development Assistance*, tabled in Parliament six months after the end of each fiscal year; and
- *Statistical Report on International Assistance*, published one year after the end of each fiscal year.

Both reports are available on the [Development Reports](#) web page.

To further enhance the efficiency and accountability of Canada's international assistance, Global Affairs Canada maintains the [Open Data](#) web portal, a single online source for all Canadian international development statistical data.

In addition, Global Affairs Canada maintains the International Development Project Browser, which contains up-to-date profiles for more than 3,100 international development projects funded by the department.

The Government of Canada is committed to aid transparency and is a member of the International Aid Transparency Initiative (IATI). Global Affairs Canada first published data in accordance with the IATI standard in October 2011 and publishes on a monthly basis since June 2015. In addition, Finance Canada and the International Development Research Centre started publishing IATI data in 2015.

Global Affairs Canada's score in the Aid Transparency Index, a global transparency assessment conducted by the not-for-profit organization Publish What You Fund, increased by nearly 10 percentage points in 2014.

ABOUT THIS REPORT

The *Statistical Report on International Assistance* is produced on an annual basis to further enhance the efficiency and accountability of Canada's international assistance. This report covers the reporting period April 1, 2014, to March 31, 2015 (fiscal year 2014–2015).

As one of the two annual reports legislated by the Act, this report provides a single source for international assistance expenditure statistics, including official development assistance (ODA) and other official assistance, for Canada as a whole.

This report is presented on an expenditures basis and uses international standards that facilitate historical comparison as well as comparison with reports from other international assistance donors.

UNDERSTANDING THIS REPORT

Expenditures are counted when the payment is recorded in the accounting systems, with the understanding that organizations receiving Canadian funding would utilize it over the length of the project.

Repayments of loans previously extended to developing countries are shown for information purposes (See Appendices 1 and 2).

Certain costs (e.g. refugee resettlement costs) are calculated based on agreed-upon international standards. Such standards are regularly revised in forums such as the Development Assistance Committee of the Organisation for Economic Co-operation and Development (OECD-DAC).

SCOPE OF INTERNATIONAL ASSISTANCE STATISTICS

International assistance includes all financial resources provided by Canadian governments (federal, provincial, or municipal) toward development assistance.

The International Assistance Envelope (IAE) is the Government of Canada's dedicated pool of resources and main budget planning tool to support international assistance objectives.

The IAE funds over 90 percent of Canada's international assistance. The envelope is used to fund the majority of Canada's ODAAA-related activities and other specific activities that do not meet the definition of ODA, such as certain peace and security efforts.

Official Development Assistance (ODA) represents the vast majority of Canada's international assistance. Canada accepts two definitions of ODA:

1. **ODA, as defined by the Development Assistance Committee of the Organisation for Economic Co-operation and Development (OECD-DAC).** This definition is used to compare ODA among donors.
2. **ODA, as defined by Canada's Official Development Assistance Accountability Act (denoted as ODAAA).** This definition is used in Government of Canada publications.

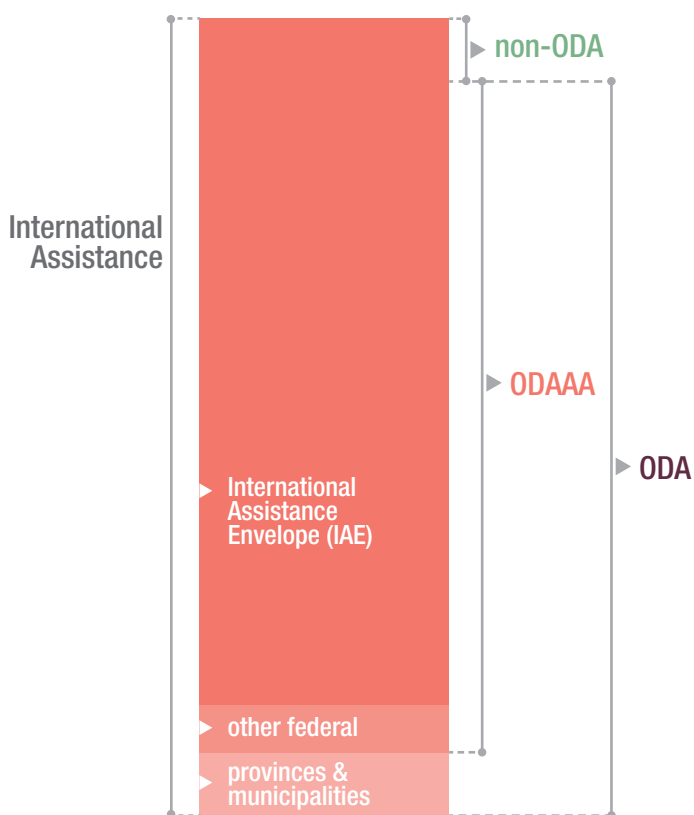
1. **The OECD-DAC defines ODA** as flows to countries and territories on the DAC List of ODA Recipients and to multilateral institutions. Funding must meet the following criteria:

- i. provided by official agencies, including state and local governments, or by their executive agencies; and
- ii. each transaction of which:
 - a. is administered with the promotion of the economic development and welfare of developing countries as its main objective; and
 - b. is concessional in character and conveys a grant element of at least 25 percent (calculated at a rate of discount of 10 percent).

2. **Canada's ODAAA** spending is compatible with the definition above, but in addition must meet the three criteria set out in Section 4.1 of the Act: a) contribute to poverty reduction; b) take into account the perspectives of the poor; and c) be consistent with international human rights standards.

Given the ODAAA applies to federal spending only, it excludes international assistance provided by provinces, territories and municipalities. International assistance to alleviate the effects of a disaster or other emergencies occurring in an ODA-eligible country is also counted as ODA under the Act.

CANADA'S INTERNATIONAL ASSISTANCE (IA)



Note: overseas programs that are not ODA, nor funded by the IAE, such as military operations are **not** considered international assistance.

CANADIAN INTERNATIONAL ASSISTANCE BY DEPARTMENT OR SOURCE 2014–2015 DISBURSEMENTS IN C\$ MILLIONS ON A GROSS BASIS

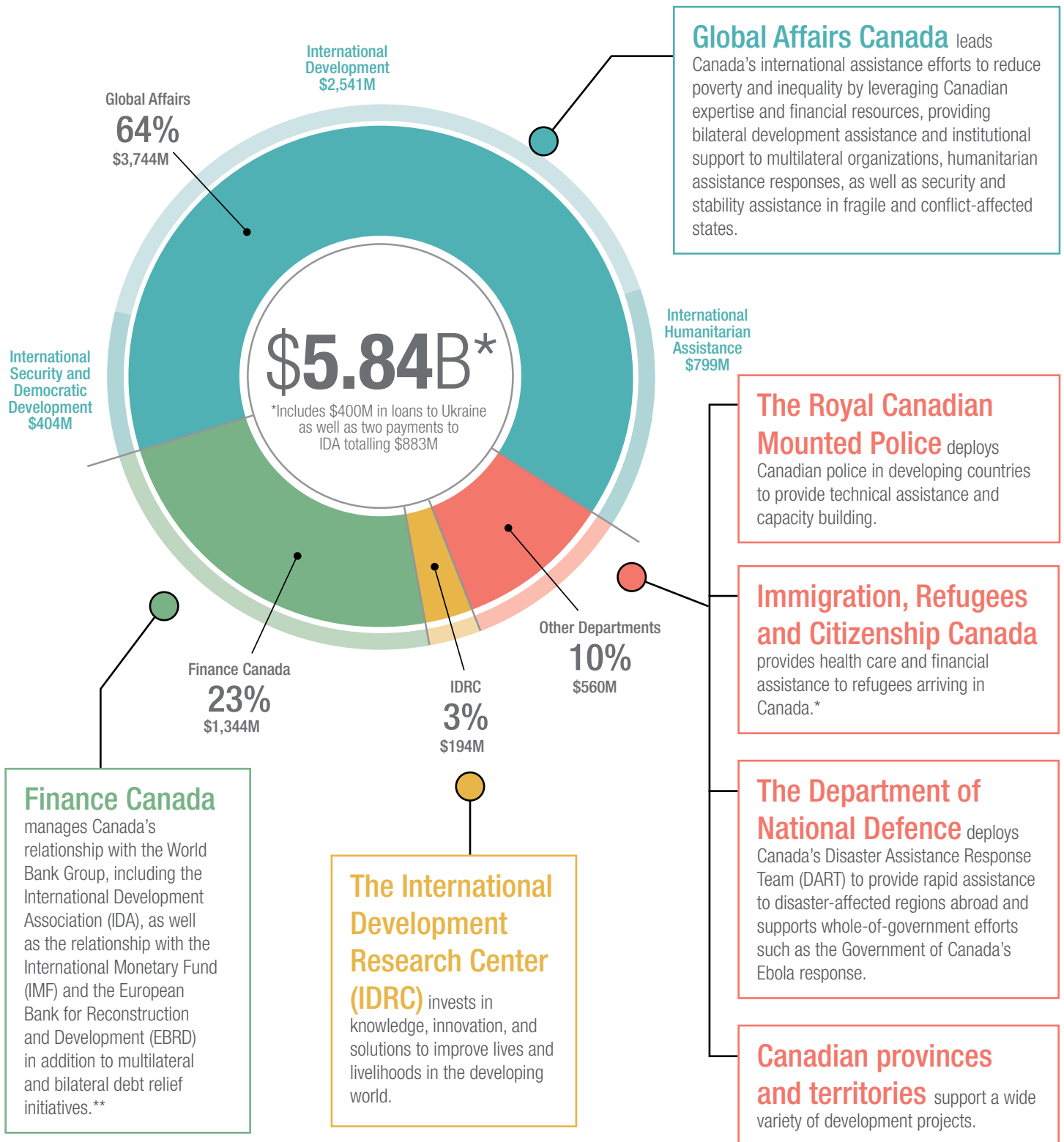
DEPARTMENT/SOURCE	INTERNATIONAL ASSISTANCE	OF WHICH		
		PROGRAMS FUNDED BY THE IAE	ODA: ODAAA (STATISTICAL REPORT)*	ODA: OECD-DAC**
DEPARTMENTS/AGENCIES REPORTING UNDER THE ODAAA				
Global Affairs Canada	3,743.61	3,720.62	3,614.56	3,614.56
Department of Finance Canada***	1,344.42	1,344.42	1,344.42	1,344.42
International Development Research Centre	193.67	193.67	193.67	193.67
Department of National Defence	4.94	-	4.94	4.94
Health Canada	0.15	-	0.15	0.15
Royal Canadian Mounted Police	25.94	25.94	25.93	25.93
Public Health Agency of Canada	20.28	-	20.28	20.28
Environment and Climate Change Canada	8.56	-	8.56	8.56
Natural Resources Canada	-	-	-	-
Parks Canada	1.26	-	1.26	1.26
Employment and Social Development Canada	1.00	-	1.00	1.00
Innovation, Science and Economic Development Canada	0.98	-	0.98	0.98
Transport Canada	0.33	-	0.33	0.33
Canadian Intellectual Property Office	0.05	-	0.05	0.05
Statistics Canada	0.40	-	0.40	0.40
Canada Revenue Agency	0.68	-	0.68	0.68
Immigration, Refugees and Citizenship Canada (refugee costs)	126.66	-	126.66	126.66
Services received by Global Affairs Canada from other government departments	19.01	7.41	19.01	19.01
Subtotal - Departments reporting under the ODAAA	5,491.93	5,292.06	5,362.86	5,362.86
% of international assistance		96%	98%	98%
OTHER DEPARTMENTS, SOURCES				
Cost of refugees in Canada (provincial costs)	144.39	-	-	144.39
Foreign student subsidies	172.22	-	-	172.22
Provincial and municipal assistance programs	33.42	-	-	33.42
Subtotal - Other departments, sources	350.02	-	-	350.02
TOTAL	5,841.95	5,292.06	5,362.86	5,712.89
% of total international assistance		91%	92%	98%

* Any difference between the figures in the "ODA: ODAAA (Statistical Report)" column and those published in the *Report to Parliament on the Government of Canada's Official Development Assistance 2014–2015* (the summary report) can be attributed to the preliminary nature of the latter report. This statistical report provides finalized figures.

** The "ODA: OECD-DAC" figures presented in this table are shown on a fiscal year basis, in Canadian dollars, in order to compare and contrast reporting under the ODAAA versus the ODA reported to the OECD. When Canada reports to the OECD-DAC, figures are reported on a calendar-year basis in US dollars. Their depiction in this table is for illustrative purposes only. In addition, loan repayments are excluded from this table to enable comparison between columns. The ODAAA requires departments to report on their gross disbursements whereas the OECD reports on both a gross and a net basis. Loan repayments are disclosed in Table A as an information item.

*** Finance Canada's expenditures for 2014-2015 were exceptional due to a change to the payment schedule to the International Development Association, resulting in two payments occurring in the same period, as well as loans to Ukraine in the amount of \$400 million.

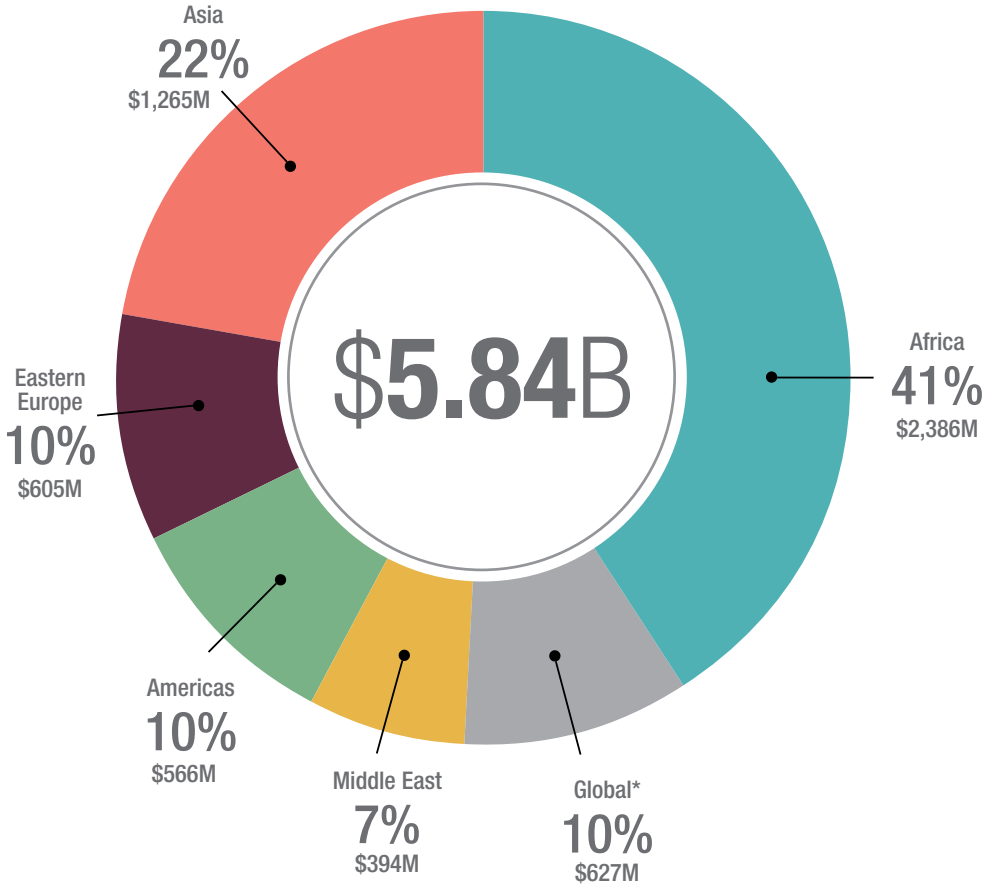
CANADA USES A WHOLE-OF-GOVERNMENT APPROACH TO DELIVER EFFECTIVE RESULTS



* In-line with current OECD-DAC guidelines, only costs related to refugees' first-year stays are counted as international assistance.

** Finance Canada's expenditures for 2014-2015 were exceptional due to a change to the payment schedule to the International Development Association, resulting in two payments occurring in the same period, as well as loans to Ukraine in the amount of \$400 million.

GEOGRAPHIC DISTRIBUTION OF CANADA'S INTERNATIONAL ASSISTANCE



* These costs are global in nature and cannot be assigned by country or sector (e.g. cost of refugees in Canada). Consult table D1 for more details.



BREAKDOWN OF CANADA'S INTERNATIONAL ASSISTANCE BY COUNTRY

TOP 20 RECIPIENTS



TOP THREE RECIPIENTS

UKRAINE

HDI RANK: 83/187***

Canada is an active supporter of Ukraine's efforts to achieve peace and democracy. Canada is providing significant assistance to help Ukraine implement needed reforms to advance democracy and the rule of law, to promote sustainable economic growth, and to deliver humanitarian assistance to people affected by the conflict. Canada continues to support training programs for the Ukrainian police and security personnel. Ukraine was the top beneficiary of Canadian international assistance in 2014-2015 due to exceptional expenditures through Finance Canada (loans totalling \$400 million).

AFGHANISTAN

HDI RANK: 169/187***

Although its military mission ended in 2014, Canada has made significant commitments through 2017 to support efforts to bring security and prosperity to the Afghan people. Widespread poverty and a breakdown of the country's infrastructure from conflict have left many people without access to basic necessities. As such, Afghanistan was the second-highest Canadian aid recipient in 2014-15, with the biggest projects geared toward reconstruction and others focused on good governance and justice, girls' education, polio eradication and maternal, newborn and child health (MNCH).

ETHIOPIA

HDI RANK: 173/187***

Canada is one of the largest bilateral donor countries to Ethiopia. Canada supports Ethiopia's efforts to achieve food security and sustainable economic growth, and to address MNCH. In 2014-2015, Ethiopia received the third-largest amount of international assistance of all recipient countries.

* The majority of assistance provided to India (\$120M) represents the estimated portion of Canada's institutional support to multilateral organizations such as the International Development Association (IDA) and the Global Fund to Fight AIDS, Tuberculosis and Malaria.

** These totals include humanitarian assistance provided to Syrian refugees.

*** The Human Development Index (HDI) is a measure of average achievement in key dimensions of human development: a long and healthy life, being knowledgeable and having a decent standard of living. Human Development Index Value, 2014.

**** Canadian humanitarian assistance is provided to civilians affected by the conflict and not to the government of Syria.

EXAMPLES OF CANADIAN PARTNERSHIPS THAT MAKE A DIFFERENCE – 2014–2015 TOP FUNDING RECIPIENTS BY TYPE OF INSTITUTION IN C\$ MILLIONS

CANADIAN ORGANIZATIONS

Micronutrient Initiative – \$60M



Ensures that vulnerable populations receive the vitamins and minerals they need for healthy living in more than 70 countries worldwide.

Aga Khan Foundation Canada – \$39M



Implements MNCH, education, food security and economic opportunity programming in Africa, the Middle East and Asia and provides lifesaving humanitarian assistance.

Plan Canada – \$34M



Works to promote child rights and to lift millions of children out of poverty.

MULTILATERAL ORGANIZATIONS

World Food Programme – \$358M



The world's largest humanitarian organization addressing hunger and promoting food security.

Global Fund to Fight AIDS, Tuberculosis and Malaria – \$243M



Mobilizes global resources to prevent and treat HIV/AIDS, tuberculosis and malaria.

UNICEF – \$195M



Works to improve the social and economic conditions of children and is an important partner in child protection and education during emergency situations.

INTERNATIONAL AND GLOBAL PARTNERS

International Committee of the Red Cross – \$54M



Provides assistance and protects the lives and dignity of people affected by armed conflict and other situations of violence.

Mercy Corps – \$18M



Works in more than 40 countries facing challenges related to natural disasters, economic collapse and conflict.

Helen Keller International – \$13M



Combats the causes and consequences of blindness in Africa and Asia.

PARTNER GOVERNMENTS

Government of Mozambique – \$58M



Focusing on inclusive participation in equitable economic growth and on improving the lives of women, children and youth through service delivery.

Government of Mali – \$50M



Canada aims to provide basic services to citizens, focusing on health, education, food security and nutrition, while supporting reform to improve governance.



Government of Tanzania – \$44M

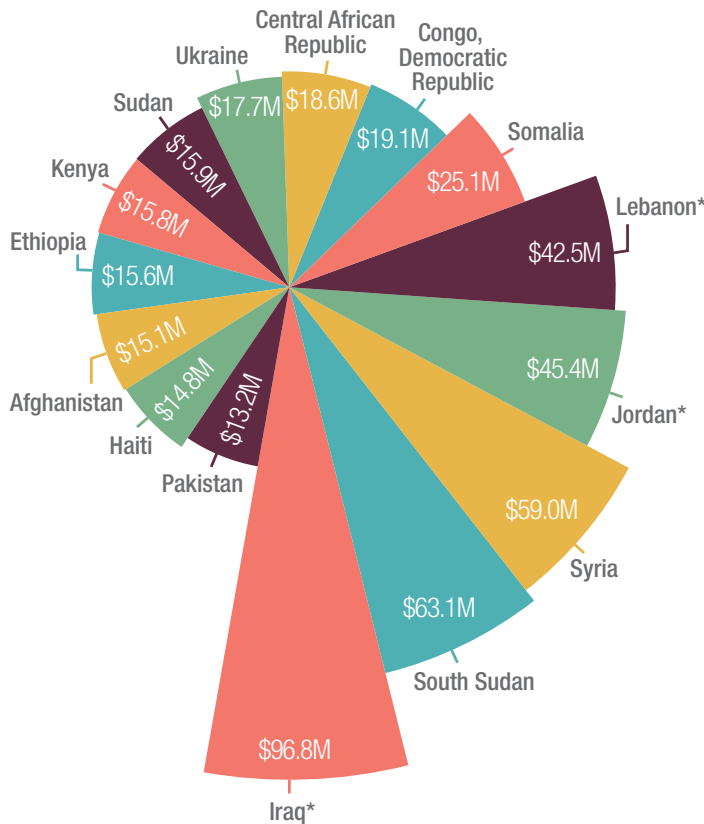


Focusing on broad-based sustainable growth and providing health and education services for the poorest and most vulnerable people.

RESPONDING QUICKLY AND EFFECTIVELY TO INTERNATIONAL HUMANITARIAN CRISES – TOP BILATERAL HUMANITARIAN ASSISTANCE PARTNERS AND INITIATIVES

TOP 15 RECIPIENTS

OF CANADIAN BILATERAL HUMANITARIAN ASSISTANCE



*These totals include humanitarian assistance provided to Syrian refugees.

Note: Bilateral humanitarian assistance refers to assistance for specific countries or emergencies.

IRAQ

Canadian aid has helped Iraq strive toward goals such as increasing food security, stimulating sustainable economic growth, securing the future of children and youth, supporting governance, and stabilization, which are particularly crucial in the context of the undeniable refugee crisis precipitated by the rise of the Islamic State of Iraq and the Levant. Collaborating with the United Nations Refugee Agency, Canada has helped resettle over 23,000 Iraqi refugees, giving them a chance to build new lives and believe in a brighter future.

SOUTH SUDAN

Ongoing conflict in 2014 devastated the lives of millions of people in South Sudan, resulting in more than one million people being internally displaced within the country and more than 500,000 South Sudanese seeking protection in neighbouring countries. Canada's humanitarian assistance in South Sudan was allocated based on assessed needs and focuses on the provision of food, water and sanitation, health care, emergency nutritional support, protection services and shelter for populations affected by conflict and insecurity, as well as overall coordination and facilitation of the humanitarian response.

SYRIA (JORDAN, LEBANON AND IRAQ)

One of the largest country donors to the humanitarian crises in Syria and Iraq, Canada has been active in the region to help refugees fleeing their war-torn countries. In September 2015, the Government of Canada announced the creation of the Syria Emergency Relief Fund, matching individual donations to registered Canadian charities until February 2016. This fund will support refugee livelihoods and help to meet the food, shelter, health, security and education needs of those affected.

RESPONDING TO REGIONAL CRISES

In order to respond to regional crises and protracted humanitarian situations, Canada also provides funding through an established international humanitarian response system, which includes the International Red Cross and Red Crescent Movement, experienced non-governmental organizations, and United Nations organizations, such as the Office for the Coordination of Humanitarian Affairs (OCHA), the UN High Commissioner for Refugees (UNHCR), UNICEF, and the World Food Programme.

Canadian International Assistance

A: International Assistance by Government Source and Channel

This table includes ODA and other official assistance expenditures in \$ millions.

DEPARTMENT/SOURCE	2012-2013	2013-2014	2014-2015 TOTAL	2014-2015		
				Bilateral	Multilateral	of which 2014- 2015 ODAAA
Part 1: Programs funded by the International Assistance Envelope						
Global Affairs Canada (1)	3,868.09	3,751.68	3,720.62	2,841.09	879.53	3,591.57
<i>Program Aid</i>						
Geographic Programs	1,171.46	1,181.03	1,245.97	1,231.22	14.75	1,245.97
Country Programs	-	1,048.66	1,128.69	1,128.69	-	1,128.69
Regional Programs	-	132.37	102.53	102.53	-	102.53
Institutional Support to Regional Multilateral Institutions	-	-	14.75	-	14.75	14.75
Partnerships for Development Innovation	251.01	224.62	206.51	206.51	-	206.03
Global Issues and Development	1,913.78	1,880.03	1,798.85	944.61	854.24	1,798.85
International Humanitarian Assistance (2)	-	691.59	723.29	723.29	-	723.29
Long-term Institutional Support to Multilateral Development Institutions (3)	-	826.83	854.24	-	854.24	854.24
Global Initiatives (4)	-	354.16	215.19	215.19	-	215.19
Commonwealth and Francophonie Affairs	-	7.46	6.14	6.14	-	6.14
International Security and Political Affairs	210.58	156.29	191.90	181.36	10.54	85.57
Anti-Crime Capacity Building Program	-	18.49	5.42	5.42	-	-
Canada Funds for Local Initiatives	-	6.93	14.01	14.01	-	13.89
Counter-Terrorism Capacity Building Program	-	16.62	18.65	18.65	-	-
Global Partnership Program	-	41.13	37.89	37.89	-	6.00
Global Peace and Security Fund	-	72.36	91.34	91.34	-	41.20
Office of Religious Freedom	-	0.76	2.78	2.78	-	2.68
International Atomic Energy Agency	-	-	10.54	-	10.54	10.54
Other Programs	-	-	11.27	11.27	-	11.27
International Business Development and Innovation	11.17	6.50	6.97	6.97	-	6.97
International Scholarships Program	-	4.97	6.41	6.41	-	6.41
Investment Cooperation Program	-	1.53	0.56	0.56	-	0.56
Strategic Policy	4.49	2.69	4.93	4.93	-	4.93
Operations and Management	221.07	212.42	192.63	192.63	-	170.40
Services Rendered Abroad	84.52	88.08	72.85	72.85	-	72.85
<i>Memo: Loan Repayments to Global Affairs Canada (not included in Department total) (5)</i>	-26.09	-23.82	-21.27	-20.94	-0.33	-
Department of Finance Canada (6)	604.85	502.81	1,344.42	410.00	934.42	1,344.42
AgResults	-	10.00	10.00	10.00	-	10.00
International Development Association (IDA) - Note Encashment and direct payment (7)	-	441.61	883.22	-	883.22	883.22
Multilateral Debt Relief Initiative payment to IDA	-	51.20	51.20	-	51.20	51.20
Loans to Ukraine	-	-	400.00	400.00	-	400.00
<i>Memo: Reflow of a repayable contribution for the Global Agriculture and Food Security Program (not included in Department of Finance total)</i>	-	-	-0.26	-0.26	-	-
<i>Memo: Reflow of a repayable contribution for the Climate Change Catalyst Fund (not included in Department of Finance total)</i>	-	-	-1.25	-1.25	-	-
International Development Research Centre	254.59	204.68	193.67	193.67	-	193.67
Development Research Programming - Research Projects	-	144.38	135.04	135.04	-	135.04
Development Research Programming - Capacity Building	-	39.49	37.67	37.67	-	37.67
Corporate and Administrative Services	-	20.81	20.97	20.97	-	20.97
Royal Canadian Mounted Police	34.19	27.34	25.94	25.94	-	25.93
Services received without charge from Public Services and Procurement Canada (8)	9.85	9.53	7.41	7.41	-	7.41
Natural Resources Canada - African Model Forest Initiative	3.57	1.84	-	-	-	-
Environment and Climate Change Canada	29.85	-	-	-	-	-
SUBTOTAL - INTERNATIONAL ASSISTANCE ENVELOPE	4,805.00	4,497.87	5,292.06	3,478.11	1,813.95	5,163.00

Canadian International Assistance

A: International Assistance by Government Source and Channel

This table includes ODA and other official assistance expenditures in \$ millions.

DEPARTMENT/SOURCE	2012-2013	2013-2014	2014-2015 TOTAL	2014-2015		
				Bilateral	Multilateral	of which 2014-2015 ODAAA
Part 2: Other government sources						
Global Affairs Canada	9.57	6.00	22.99	22.99	-	22.99
International Youth Internship Program	6.01	5.13	-	-	-	-
International Scholarships Program	3.56	0.87	0.32	0.32	-	0.32
Operations and Management	-	-	22.67	22.67	-	22.67
ODA-eligible imputed costs	390.60	378.30	454.86	454.86	-	138.26
Cost of refugees in Canada (1st year) - Immigration, Refugees and Citizenship Canada	112.51	105.54	126.66	126.66	-	126.66
Cost of refugees in Canada (1st year) - Provincial Governments	97.44	113.39	144.39	144.39	-	-
Services received without charge from other departments	15.33	13.94	11.60	11.60	-	11.60
Imputed foreign student subsidies	165.32	145.43	172.22	172.22	-	-
Provinces and municipalities	28.99	28.24	33.42	27.20	6.22	-
Quebec	22.99	22.61	23.36	17.14	6.22	-
Federation of Canadian Municipalities	3.71	2.25	2.44	2.44	-	-
Manitoba	1.10	1.30	1.25	1.25	-	-
Alberta	1.19	1.66	0.79	0.79	-	-
Saskatchewan	-	0.41	0.41	0.41	-	-
Ontario	-	-	3.00	3.00	-	-
British Columbia	-	-	1.70	1.70	-	-
New Brunswick	-	-	0.44	0.44	-	-
Newfoundland and Labrador	-	-	0.01	0.01	-	-
Yukon Territory	-	-	0.03	0.03	-	-
Public Health Agency of Canada	11.74	13.30	20.28	5.94	14.33	20.28
Pan American Health Organization	11.74	13.30	14.33	-	14.33	14.33
Ebola Response	-	-	5.94	5.94	-	5.94
Environment and Climate Change Canada	22.76	7.64	8.56	2.26	6.30	8.56
Department of National Defence (9)	4.17	30.10	4.94	4.94	-	4.94
Parks Canada	2.16	1.76	1.26	1.26	-	1.26
Employment and Social Development Canada (ESDC) Labour Program	1.90	1.12	1.00	1.00	-	1.00
Innovation, Science and Economic Development Canada - International Telecommunication Union - 18% ODA	0.87	0.87	0.98	-	0.98	0.98
Canada Revenue Agency	-	-	0.68	0.68	-	0.68
Statistics Canada	-	-	0.40	0.40	-	0.40
Canada Post - Universal Postal Union - 16% ODA	0.29	0.32	0.33	-	0.33	0.33
Health Canada	11.87	-	0.15	0.15	-	0.15
Pan American Health Organization	11.87	-	-	-	-	-
Ebola Response	-	-	0.15	0.15	-	0.15
Canadian Intellectual Property Office	-	-	0.05	0.05	-	0.05
Export Development Canada (Official Bilateral Debt Relief)	197.43	-	-	-	-	-
Memo: Loan repayments to EDC (not included in total) (5)	-21.59	-23.46	-28.49	-28.49	-	-
Subtotal - Other government sources	678.17	467.63	549.89	521.73	28.16	199.87
TOTAL	5,483.16	4,965.50	5,841.95	3,999.84	1,842.11	5,362.86

(1) Former Canadian International Development Agency and the former Department of Foreign Affairs and International Trade disbursements for fiscal year 2012-2013 are now represented as one entity.

(2) This Global Affairs Canada Bureau responds to funding requests from multilateral humanitarian organizations such as the United Nations World Food Programme, UNICEF and other experienced humanitarian partners, including the Red Cross Movement and NGOs, except in West Bank/Gaza where the country program also provides humanitarian assistance. Please refer to table B2 for a detailed summary of Canada's international humanitarian assistance.

(3) Long-term Institutional Support to Multilateral Development Institutions includes ODA portion of assessed contributions. Assessed contributions are payments made by the federal government as a result of Canada's membership in an international organization. In order to maintain our status as a member in good standing, Canada is required to provide its share of the total operations costs.

(4) Global Initiatives refers to programs previously reported under other initiative-specific programs in previous Statistical Reports.

(5) The Statistical Report is prepared on an expenditures basis and the loan repayments for previous ODA loans are not subtracted from the totals. These loans are presented in Table A for information only. Appendixes 1 and 2 provide a detailed breakdown of Global Affairs Canada and EDC loan repayments by country.

(6) Finance Canada's expenditures for 2014-2015 were exceptional due to a change to the payment schedule to the International Development Association, resulting in two payments occurring in the same period, as well as loans to Ukraine in the amount of \$400 million.

(7) Canada's annual contribution to IDA has not changed. The total increase in the Department's contribution to IDA reflects a change in the timing of Canada's annual payments from April to January. This change in payment timing has no budgetary impact. Once the 2014-15 transition year is over, the Department's contribution to IDA will return to \$441.6 million per year for the rest of the IDA17 replenishment period.

(8) These items refer to services provided to Global Affairs Canada without charge: accommodation provided by Public Services and Procurement Canada, contributions covering employers' share of employee's insurance premiums and expenditures paid by the Treasury Board of Canada Secretariat, salary and associated expenditures of legal services provided by the Department of Justice Canada, and worker's compensation benefits provided by Employment and Social Development Canada.

(9) The amount for 2012-2013 does not appear in previous versions of the report as this amount was not reported in previous years.

Canadian International Assistance by Sector

B1: International Assistance by Channel

This table includes ODA and other official assistance expenditures in \$ millions.

Sector	Global Affairs Canada											TOTAL						
	Bilateral Aid						Multilateral Aid				TOTAL - Global Affairs Canada		TOTAL - Other government departments					
	Geographic Programs	Partnerships for Development Innovation	Global Issues and Development	International Security and Crisis Response (1)	Other (2)	TOTAL - Bilateral Aid	Humanitarian assistance organizations	Regional development banks	UN development organizations	Other multilateral organizations	TOTAL - Multilateral Aid		Finance Canada	International Development Research Centre	Royal Canadian Mounted Police	Public Health Agency of Canada	Provinces and municipalities	Others (3)
	240.61	40.65	30.54	-	6.73	318.53	3.84	14.60	1.18	4.50	24.11	109.03	4.93	-	-	0.92	-	114.88
Education	37.31	0.76	3.34	-	-	41.40	-	2.52	0.70	1.27	4.49	8.66	1.70	-	-	0.28	-	10.64
011110 Education policy and administrative management	31.09	3.24	3.03	-	-	37.36	0.03	0.00	0.03	0.52	0.59	4.28	0.14	-	-	0.43	-	4.85
011120 Education facilities and training	28.99	3.59	3.35	-	-	35.93	-	0.67	0.05	0.94	1.66	1.34	-	-	-	-	-	1.34
011130 Teacher training	0.48	1.21	2.25	-	-	3.94	-	0.17	0.02	0.13	0.32	0.46	-	-	-	-	-	0.46
011182 Educational research	83.17	5.93	15.16	-	-	104.26	3.58	2.16	0.24	0.26	5.99	53.21	-	-	0.07	-	-	53.27
011220 Primary education	9.74	7.31	0.06	-	-	17.10	0.23	0.75	0.03	0.26	1.27	1.50	-	-	0.12	-	-	1.62
011230 Basic life skills for youth and adults	11.05	1.81	3.02	-	-	15.87	-	0.18	0.04	-	0.22	2.03	-	-	0.01	-	-	2.04
011240 Early childhood education	1.22	-	0.06	-	-	1.28	-	1.10	0.01	-	1.10	17.74	-	-	0.01	-	-	17.75
011320 Secondary education	30.28	6.79	0.29	-	-	37.35	-	4.30	0.01	0.52	4.84	0.14	-	-	-	-	-	8.12
011330 Vocational training	1.31	8.84	0.00	-	6.73	16.88	-	2.75	0.03	0.86	3.64	11.57	2.99	-	-	-	-	14.56
011420 Higher education	5.97	1.17	-	-	-	7.15	-	0.01	-	-	0.01	0.25	-0.02	-	-	-	-	0.23
011430 Advanced technical and managerial training	254.27	42.26	151.72	4.81	-	453.07	2.19	9.28	119.22	20.51	151.20	68.39	58.60	-	1.20	1.02	0.15	129.36
Health	24.21	1.20	4.27	-	-	29.68	-	1.98	9.55	0.06	11.59	11.72	8.15	-	-	-	-	19.88
012110 Health policy and administrative management	5.80	1.63	-	-	-	7.43	-	-	0.42	-	0.42	2.24	0.70	-	-	-	-	2.95
012181 Medical education/training	2.16	-	1.68	-	-	3.84	-	0.31	0.69	-	0.69	45.31	-	-	-	-	-	45.31
012182 Medical research	6.10	1.24	-	-	-	7.34	-	0.31	1.03	-	1.35	7.33	0.63	-	-	-	-	8.11
012191 Medical services	69.79	7.39	14.21	-	-	91.39	-	0.31	4.45	8.54	13.30	104.69	15.40	-	-	-	-	15.70
012220 Basic health care	19.98	4.15	0.03	-	-	24.15	-	0.01	0.01	-	0.01	3.11	0.13	-	-	-	-	3.14
012230 Basic health infrastructure	55.68	9.02	99.54	-	-	164.24	2.19	0.01	0.84	-	3.04	167.28	9.65	-	-	0.23	-	10.54
012240 Basic nutrition	40.04	1.19	23.00	4.81	-	69.04	-	6.66	1.96	11.65	20.27	89.31	13.51	-	1.20	0.11	0.15	17.81
012250 Infectious disease control	8.61	8.55	-	-	-	17.16	-	-	0.10	0.26	0.36	17.53	1.43	-	-	0.22	-	1.69
012261 Health education	3.19	0.59	3.00	-	-	6.78	-	-	59.82	-	59.82	66.60	2.07	-	-	-	-	2.26
012262 Malaria control	0.32	0.06	-	-	-	0.38	-	-	39.69	-	39.69	40.07	1.65	-	-	-	-	1.65
012263 Tuberculosis control	18.39	7.24	6.00	-	-	31.64	-	-	0.66	-	0.66	0.28	0.04	-	-	-	-	0.33
012281 Health personnel development	58.60	8.07	18.83	-	-	85.50	0.28	0.26	155.76	-	156.31	5.80	3.21	-	-	0.05	-	9.06
Population policies/programs and reproductive health	5.09	0.22	2.60	-	-	7.91	-	-	10.49	-	10.49	1.46	0.35	-	-	-	-	1.82
013010 Population policy and administrative management	26.10	3.95	1.00	-	-	31.04	-	0.16	4.01	-	4.17	2.03	2.08	-	-	0.04	-	4.16
013020 Reproductive health care	4.40	0.60	1.00	-	-	6.00	-	-	1.56	-	1.56	0.06	-	-	-	-	-	0.06
013030 Family planning	10.21	2.73	6.23	-	-	19.17	0.28	0.11	139.70	-	140.09	2.17	0.78	-	-	0.01	-	2.95
013040 STD control including HIV/AIDS	12.80	0.57	8.00	-	-	21.38	-	-	-	-	-	0.08	-	-	-	-	-	0.08
013081 Personnel development for population and reproductive health	56.04	3.27	4.03	-	0.01	63.34	-	29.05	6.36	-	35.41	76.13	2.04	-	-	0.24	-	78.41
Water supply and sanitation	3.46	0.02	4.03	-	-	7.52	-	13.80	2.29	-	16.09	5.90	0.56	-	-	-	-	6.46
014010 Water resources policy and administrative management	2.99	0.01	-	-	0.01	3.01	-	0.96	0.60	-	1.56	6.43	1.47	-	-	-	-	7.90
014015 Water resources protection	-	-	-	-	-	-	-	0.23	0.11	-	0.34	9.37	-	-	-	-	-	9.37
014020 Water supply and sanitation - large systems	0.35	0.22	-	-	-	0.57	-	0.19	0.25	-	0.44	23.00	-	-	-	-	-	23.00
014021 Water supply - large systems	0.35	0.27	-	-	-	0.62	-	2.18	0.01	-	2.19	9.24	-	-	-	-	-	9.24
014022 Sanitation - large systems	14.58	0.67	-	-	-	15.24	-	10.00	0.52	-	10.52	0.95	-	-	0.11	-	-	10.06
014030 Basic drinking water supply and basic sanitation	20.14	0.52	-	-	-	20.66	-	1.17	0.48	-	1.64	1.02	-	-	0.02	-	-	1.86
014031 Basic drinking water supply	0.41	0.02	-	-	-	0.44	-	0.06	0.98	-	1.04	1.47	8.29	-	-	-	-	1.03
014032 Basic sanitation	6.94	0.08	-	-	-	7.02	-	0.45	0.47	-	0.92	1.06	-	-	0.11	-	-	8.29
014040 River development	6.81	1.44	-	-	-	8.25	-	-	0.60	-	0.60	0.03	-	-	-	-	-	0.03
014050 Waste management/disposal	-	-	-	-	-	-	-	-	-	-	-	-	-	-	-	-	-	-
014081 Education and training in water supply and sanitation	-	-	-	-	-	-	-	-	-	-	-	-	-	-	-	-	-	-

Canadian International Assistance by Sector

B1: International Assistance by Channel

This table includes ODA and other official assistance expenditures in \$ millions.

Sector	Global Affairs Canada											TOTAL							
	Bilateral Aid					Multilateral Aid					TOTAL - Global Affairs Canada		TOTAL - Other government departments	Others (3)					
	Geographic Programs	Partnerships for Development Innovation	Global Issues and Development	International Security and Crisis Response (1)	Other (2)	TOTAL - Bilateral Aid	Humanitarian assistance organizations	Regional development banks	UN development organizations	Other multilateral organizations					TOTAL - Multilateral Aid				
	165.72	23.98	8.00	9.64	0.96	206.30	0.16	9.53	30.88	1.00	41.56	249.86	104.41	11.29	3.54	1.73	120.97	370.83	
Government and civil society																			
015110 Public sector policy and administrative management	28.40	0.89	0.23	0.05	0.31	29.88	0.16	6.13	14.24	-	20.52	50.40	18.35	5.43	2.53	0.35	26.37	76.77	
015111 Public finance management	23.04	1.58	-	-	-	24.61	-	2.95	0.23	-	3.18	27.79	46.69	0.38	-	-	47.07	74.86	
015112 Decentralisation and support to subnational government	16.17	1.42	-	-	-	17.59	-	0.25	1.88	-	2.13	19.73	33.84	-	-	-	33.84	53.57	
015113 Anti-corruption organisations and institutions	2.84	0.01	0.09	-	-	2.94	-	-	0.60	-	0.60	3.54	2.88	0.51	-	-	3.39	6.93	
015114 Tax policy and tax administration support	-	-	-	-	-	-	-	-	-	-	-	-	-	-	-	0.68	0.68	0.68	
015130 Legal and judicial development	28.97	2.63	-	0.62	0.01	32.23	-	0.14	2.58	0.26	2.98	35.21	0.34	0.73	0.06	-	1.12	36.33	
015150 Democratic participation and civil society	24.49	10.85	0.69	4.23	0.60	40.86	-	-	4.08	0.17	4.25	45.10	0.72	1.51	0.45	-	2.67	47.77	
015151 Elections	17.57	0.31	-	0.26	-	18.14	-	-	0.99	0.21	1.20	19.34	-	-	0.05	-	0.05	19.39	
015152 Legislatures and political parties	2.53	0.09	-	-	-	2.61	-	-	1.02	0.21	1.23	3.84	-	0.08	-	-	0.08	3.92	
015153 Media and free flow of information	2.28	0.01	-	0.26	0.02	2.56	-	-	0.10	0.16	0.26	2.82	-	0.40	0.01	-	0.41	3.23	
015160 Human rights	19.43	6.20	6.99	4.23	0.02	36.87	-	0.02	4.15	-	4.18	41.04	0.03	0.31	0.22	0.70	1.26	42.31	
015170 Women's equality organisations and institutions	-	-	-	-	-	-	-	0.03	1.01	-	1.04	1.04	1.56	2.26	0.22	-	4.04	5.08	
Conflict prevention and resolution, peace and security	4.30	1.05	2.17	137.88	-	145.40	-	0.24	2.94	5.23	8.40	153.80	3.12	4.15	-	-	26.17	179.97	
015210 Security system management and reform	1.34	-	-	121.55	-	122.90	-	0.24	0.95	4.76	5.94	128.84	0.17	1.99	-	-	2.16	131.00	
015220 Civilian peace-building, conflict prevention and resolution	2.22	0.72	0.17	10.22	-	13.33	-	-	1.28	0.31	1.59	14.92	2.81	2.16	-	-	6.12	21.04	
015230 Post conflict peace-building (UN)	-	-	-	0.23	-	0.23	-	-	0.16	0.16	0.31	0.54	-	-	-	-	17.75	18.29	
015240 Reintegration and SALW control (4)	-	-	-	-	-	-	-	-	0.21	0.21	0.21	0.21	0.09	-	-	-	0.09	0.30	
015250 Land mine clearance	-	-	-	0.10	5.88	5.98	-	-	0.29	0.29	0.29	6.27	0.05	-	-	-	0.05	6.32	
015261 Child soldiers (Prevention and demobilisation)	0.73	0.34	1.90	-	-	2.97	-	-	0.05	-	0.05	3.02	-	-	-	-	-	3.02	
Infrastructure and services	20.73	6.26	3.75	-	0.20	30.95	0.13	6.01	2.79	0.52	9.45	40.39	71.14	4.79	-	1.26	0.40	77.59	
016010 Social welfare services	0.85	0.51	2.50	-	-	3.86	-	4.73	1.44	-	6.16	10.02	54.77	1.57	-	0.46	-	56.80	
016020 Employment policy and administrative management	5.39	2.66	0.10	-	-	8.15	-	0.10	0.36	-	0.47	8.62	9.13	3.04	-	-	12.17	20.79	
016030 Housing policy and administrative management	0.20	-	-	-	-	0.20	-	0.18	0.01	-	0.19	0.39	0.59	-	-	-	0.59	0.98	
016040 Low-cost housing	-	0.37	-	-	-	0.37	-	0.51	-	-	0.51	0.88	0.12	-	0.08	-	0.20	1.08	
016050 Multi-sector aid for basic social services	9.54	0.31	-	-	-	9.85	-	-	0.11	-	0.11	9.96	5.07	0.14	0.05	-	5.27	15.23	
016061 Culture and recreation	-	-	-	-	-	-	-	0.14	-	0.47	0.62	0.62	0.05	-	0.08	-	0.13	0.74	
016062 Statistical capacity building	2.79	1.49	0.34	-	0.20	4.83	-	0.35	0.49	0.05	0.89	5.72	1.33	-	0.57	0.40	2.30	8.02	
016063 Narcotics control	-	-	-	-	-	-	-	-	-	-	-	-	-	0.04	-	-	0.04	0.04	
016064 Social mitigation of HIV/AIDS	1.95	0.92	0.82	-	-	3.69	0.13	-	0.37	-	0.49	4.18	0.08	-	0.01	-	0.10	4.28	
Transport and storage	30.24	-	4.00	-	-	34.24	0.05	56.41	1.00	-	57.47	91.71	101.31	-	-	-	101.49	193.20	
021010 Transport policy and administrative management	6.39	-	4.00	-	-	10.39	-	4.47	0.19	-	4.66	15.05	8.94	-	-	-	8.94	23.99	
021020 Road transport	22.05	-	-	-	-	22.05	0.05	47.67	0.56	-	48.28	70.33	75.84	-	0.01	-	75.85	146.18	
021030 Rail transport	-	-	-	-	-	-	-	0.58	-	-	0.58	0.58	10.39	-	-	-	10.39	10.96	
021040 Water transport	-	-	-	-	-	-	-	2.03	0.22	-	2.25	2.25	2.10	-	0.17	-	2.10	4.36	
021050 Air transport	-	-	-	-	-	-	-	1.64	-	-	1.64	1.64	3.98	-	-	-	4.15	5.79	
021061 Storage	1.08	-	-	-	-	1.08	-	0.02	-	-	0.02	1.09	0.05	-	-	-	0.05	1.14	
021061 Education and training in transport and storage	0.73	-	-	-	-	0.73	-	-	0.03	-	0.03	0.76	-	-	-	-	-	0.76	

Canadian International Assistance by Sector

B1: International Assistance by Channel

This table includes ODA and other official assistance expenditures in \$ millions.

Sector	Global Affairs Canada											TOTAL					
	Bilateral Aid						Multilateral Aid				TOTAL - Global Affairs Canada		TOTAL - Other government departments	TOTAL			
	Geographic Programs	Partnerships for Development Innovation	Global Issues and Development	International Security and Crisis Response (1)	Other (2)	TOTAL - Bilateral Aid	Humanitarian assistance organizations	Regional development banks	UN development organizations	Other multilateral organizations	TOTAL - Multilateral Aid						
Communications	4.58	0.24	4.33	-	-	9.16	-	0.45	0.47	0.88	1.80	10.97	10.53	3.90	-	14.42	25.39
022010 Communications policy and administrative management	0.68	-	4.00	-	-	4.68	-	0.30	0.46	-	0.75	5.43	2.31	1.50	-	3.82	9.25
022020 Telecommunications	0.40	-	-	-	-	0.40	-	0.11	-	-	0.11	0.51	1.19	-	-	1.19	1.70
022030 Radio/television/print media	-	0.07	-	-	-	0.07	-	-	-	0.31	0.31	0.38	-	-	-	-	0.38
022040 Information and communication technology (ICT)	3.52	0.17	0.33	-	-	4.02	-	0.04	0.01	0.57	0.63	4.65	7.02	2.39	-	9.42	14.06
Energy generation and supply	9.79	-	4.00	-	0.01	13.80	-	34.47	8.80	0.10	43.37	57.18	140.20	0.05	-	140.27	197.44
023010 Energy policy and administrative management	-	-	-	-	-	-	-	14.84	5.83	-	20.67	20.67	45.03	0.05	-	45.08	65.75
023020 Power generation/non-renewable sources	-	-	-	-	-	-	-	0.73	0.73	-	0.73	0.73	2.08	-	-	2.08	2.81
023030 Power generation/renewable sources	-	-	-	-	-	-	-	0.03	1.48	-	1.51	1.51	3.83	-	-	3.84	5.35
023040 Electrical transmission/distribution	-	-	-	-	-	-	-	12.63	-	-	12.63	12.63	53.26	-	-	53.26	65.90
023050 Gas distribution	-	-	-	-	-	-	-	0.06	-	-	0.06	0.06	0.65	-	-	0.65	0.71
023061 Oil-fired power plants	-	-	-	-	-	-	-	-	-	-	-	-	0.38	-	-	0.38	0.38
023062 Gas-fired power plants	-	-	-	-	-	-	-	-	-	-	-	-	1.64	-	-	1.64	1.64
023065 Hydro-electric power plants	-	-	-	-	-	-	-	4.76	0.64	-	5.40	5.40	21.09	-	-	21.09	26.49
023066 Geothermal energy	-	-	-	-	-	-	-	0.72	0.06	-	0.77	0.77	5.79	-	-	5.79	6.56
023067 Solar energy	-	-	-	-	-	-	-	0.33	0.32	-	0.65	0.65	5.11	-	-	5.11	5.76
023068 Wind power	-	-	-	-	-	-	-	0.01	-	-	0.01	0.01	0.60	-	-	0.60	0.62
023070 Biomass	-	-	-	-	-	-	-	0.02	0.47	-	0.49	0.49	0.03	-	-	0.03	0.52
023181 Energy education/training	0.58	-	-	-	-	0.58	-	-	-	-	-	0.58	0.70	-	-	0.70	1.29
23110 Energy policy and administrative management	4.89	-	4.00	-	-	8.89	-	-	-	0.10	0.10	9.00	-	-	-	-	9.00
23210 Energy generation, renewable sources - multiple technologies	0.70	-	-	-	0.01	0.71	-	0.33	-	0.33	0.33	1.05	-	-	-	-	1.05
23220 Hydro-electric power plants	0.54	-	-	-	-	0.54	-	-	-	-	-	0.54	-	-	-	-	0.54
23310 Energy generation, non-renewable sources - unspecified	0.01	-	-	-	-	0.01	-	-	-	-	-	0.01	-	-	-	-	0.01
23630 Electric power transmission and distribution	3.06	-	-	-	-	3.06	-	-	-	-	-	3.06	-	-	-	-	3.06
Banking and financial services	27.03	6.05	6.23	-	1.50	40.81	-	6.96	0.11	-	7.06	47.87	16.56	0.63	-	17.26	65.13
024010 Financial policy and administrative management	9.02	0.18	4.81	-	1.50	15.51	-	1.92	0.05	-	1.97	17.48	0.94	0.15	-	1.11	18.59
024020 Monetary institutions	2.35	-	0.60	-	-	2.95	-	0.05	-	-	0.05	3.00	5.58	-	-	5.58	8.58
024030 Formal sector financial intermediaries	4.80	1.78	0.83	-	-	7.40	-	3.47	-	-	3.47	10.87	8.41	-	-	8.41	19.29
024040 Informal/semi-formal financial intermediaries	5.47	4.07	-	-	-	9.54	-	1.52	0.05	-	1.57	11.12	1.60	0.49	-	2.12	13.24
024081 Education/training in banking and financial services	5.39	0.01	-	-	-	5.40	-	-	-	-	-	5.40	0.04	-	-	0.04	5.44
Business and other services	27.77	4.08	2.33	-	0.38	34.56	-	0.16	1.07	0.76	1.99	36.55	14.10	3.21	-	17.42	53.97
025010 Business support services and institutions	27.77	4.08	2.33	-	0.38	34.56	-	0.16	1.03	0.76	1.95	36.51	9.05	3.21	-	12.37	48.88
025020 Privatization	-	-	-	-	-	-	-	-	0.04	-	0.04	0.04	5.05	-	-	5.05	5.09

Canadian International Assistance by Sector

B1: International Assistance by Channel

This table includes ODA and other official assistance expenditures in \$ millions.

Sector	Global Affairs Canada										TOTAL								
	Bilateral Aid					Multilateral Aid													
	Geographic Programs	Partnerships for Development Innovation	Global Issues and Development	International Security and Crisis Response (1)	Other (2)	TOTAL - Bilateral Aid	Humanitarian assistance organizations	Regional development banks	UN development organizations	Other multilateral organizations	TOTAL - Multilateral Aid	Finance Canada	International Development Research Centre	Royal Canadian Mounted Police	Public Health Agency of Canada	Provinces and municipalities	Others (3)	TOTAL - Other government departments	
	165.23	35.58	3.23	-	0.01	204.05	0.05	20.30	15.66	10.26	46.28	102.01	7.50	-	-	1.18	0.03	110.72	361.05
Agriculture, forestry, and fishing																			
031110 Agricultural policy and administrative management	9.25	0.92	-	-	-	10.18	-	6.25	3.73	1.00	10.98	5.63	2.29	-	-	0.25	-	8.17	29.33
031120 Agricultural development	31.19	5.91	-	-	-	37.10	-	0.36	2.31	-	2.67	9.10	0.14	-	-	0.41	-	9.65	49.42
031130 Agricultural land resources	9.21	0.14	-	-	-	9.35	0.05	0.36	0.70	-	1.12	2.76	0.09	-	-	-	-	2.85	13.32
031140 Agricultural water resources	29.14	0.36	-	-	-	29.50	-	5.92	1.03	-	6.95	40.18	0.22	-	-	0.08	-	40.47	76.92
031150 Agricultural inputs	4.31	1.86	1.00	-	-	7.17	-	4.20	0.46	-	4.62	2.81	0.26	-	-	0.04	-	3.07	10.69
031161 Food crop production	14.86	3.06	1.50	-	-	19.42	-	4.05	0.42	-	4.62	6.22	1.95	-	-	-	-	8.21	32.25
031162 Industrial crops/export crops	1.17	-	-	-	-	1.17	-	0.05	0.15	-	0.20	1.36	-	-	-	-	0.03	1.52	2.89
031163 Livestock	1.08	0.12	-	-	-	1.19	-	0.34	0.53	-	0.87	2.06	0.05	-	-	-	-	4.36	6.42
031164 Agrarian reform	0.64	-	-	-	-	0.64	-	-	-	-	-	4.31	-	-	-	-	-	-	0.64
031165 Agricultural alternative development	-	-	-	-	-	-	-	-	-	-	-	-	0.01	-	-	-	-	0.01	0.01
031166 Agricultural extension	8.57	1.79	-	-	-	10.36	-	0.36	0.84	-	1.20	2.32	-	-	-	0.02	-	2.34	13.89
031181 Agricultural education/training	11.01	2.32	0.50	-	-	13.83	-	0.50	-	0.26	0.76	0.10	0.53	-	-	0.32	-	0.95	15.54
031182 Agricultural research	3.91	11.47	-	-	-	15.38	-	0.37	-	9.00	9.37	15.24	1.20	-	-	-	-	16.44	41.19
031191 Agricultural services	6.02	0.36	-	-	-	6.39	-	0.54	0.18	-	0.72	3.47	-	-	-	0.06	-	3.53	10.63
031192 Plant and post-harvest protection and pest control	1.25	-	-	-	-	1.25	-	0.10	-	-	0.10	0.01	0.27	-	-	-	-	0.28	1.63
031193 Agricultural financial services	13.83	1.85	-	-	-	15.68	-	0.41	1.58	-	2.00	1.39	-	-	-	-	-	1.39	19.07
031194 Agricultural co-operatives	10.93	5.28	-	-	-	16.21	-	-	-	-	16.21	2.77	-	-	-	0.01	-	2.77	18.99
031195 Livestock/veterinary services	1.63	0.11	-	-	-	1.74	-	-	0.19	-	0.19	0.98	-	-	-	-	-	0.98	2.91
031210 Forestry policy and administrative management	0.18	-	-	-	-	0.18	-	-	1.08	-	1.08	0.41	-	-	-	-	-	0.41	1.67
031220 Forestry development	3.05	0.03	-	-	-	3.08	-	0.32	0.16	-	0.48	0.41	-	-	-	-	-	0.41	3.97
031261 Fuelwood/charcoal	-	-	-	-	-	-	-	-	0.32	-	0.32	0.08	-	-	-	-	-	0.08	0.41
031281 Forestry education/training	1.04	-	-	-	-	1.04	-	-	-	-	-	-	-	-	-	-	-	-	1.04
031282 Forestry research	-	-	-	-	-	-	-	-	-	-	-	0.05	-	-	-	-	-	0.05	0.05
031310 Fishing policy and administrative management	0.65	0.01	0.12	-	-	0.77	-	-	1.20	-	1.20	1.10	0.39	-	-	-	-	1.49	3.46
031320 Fishery development	1.38	-	0.11	-	-	1.49	-	0.22	-	-	0.22	1.08	0.10	-	-	-	-	1.19	2.90
031381 Fishery education/training	0.92	0.01	-	-	-	0.93	-	-	-	-	-	0.03	-	-	-	-	-	0.03	0.96
031382 Fishery research	-	-	-	-	-	-	-	-	-	-	-	0.08	-	-	-	-	-	0.08	0.08
031391 Fishery services	-	-	-	-	-	-	-	-	0.78	-	0.78	-	-	-	-	-	-	-	0.78

Canadian International Assistance by Sector

B1: International Assistance by Channel

This table includes ODA and other official assistance expenditures in \$ millions.

Sector	Global Affairs Canada											TOTAL											
	Bilateral Aid					Multilateral Aid					TOTAL - Global Affairs Canada		TOTAL - Other government departments	TOTAL									
	Geographic Programs	Partnerships for Development Innovation	Global Issues and Development	International Security and Crisis Response (1)	Other (2)	TOTAL - Bilateral Aid	Humanitarian assistance organizations	Regional development banks	UN development organizations	Other multilateral organizations					TOTAL - Multilateral Aid								
Industry	37.47	9.72	0.82	0.09	0.02	48.02	-	1.73	2.24	0.41	0.23	0.64	1.20	52.00	18.65	1.01	0.43	0.01	0.01	0.14	0.14	72.09	
032110 Industrial policy and administrative management	0.47	-	0.09	-	-	0.56	-	0.41	0.23	0.09	0.07	0.16	1.20	52.00	1.01	0.05	-	-	-	-	-	1.06	2.26
032120 Industrial development	1.03	-	-	-	-	1.03	-	0.09	0.07	-	-	-	1.19	1.19	4.82	-	-	-	-	-	-	4.82	6.02
032130 Small and medium-sized enterprises (SME) development	17.08	5.19	-	-	-	22.27	-	0.99	1.21	-	-	2.20	24.47	24.47	3.80	0.25	0.29	-	-	-	-	4.35	28.81
032140 Cottage industries and handicrafts	0.44	1.08	-	-	-	1.52	-	-	-	-	-	-	1.52	1.52	-	0.02	0.04	-	-	-	0.06	1.58	
032161 Agro-industries	4.90	1.01	-	-	-	5.91	-	0.24	0.04	-	-	0.28	6.19	6.19	2.65	0.31	0.01	-	-	-	2.97	9.16	
032162 Forest industries	-	-	-	-	-	-	-	-	-	-	-	-	-	-	0.01	-	-	-	-	-	0.01	0.01	
032163 Textiles, leather and substitutes	0.14	-	-	-	-	0.14	-	-	-	-	-	-	0.14	0.14	-	-	-	-	-	-	-	0.14	
032164 Chemicals	-	-	-	-	-	-	-	-	-	-	0.01	0.01	0.01	0.01	-	-	-	-	-	-	-	0.01	
032165 Fertilizer plants	-	0.10	-	-	-	0.10	-	-	-	-	-	-	0.10	0.10	-	-	-	-	-	-	-	0.10	
032168 Pharmaceutical production	-	-	-	-	-	-	-	-	-	-	-	-	-	-	-	0.03	-	-	-	-	0.03	0.03	
032171 Engineering	-	-	-	-	-	-	-	-	-	-	0.22	0.22	0.22	0.22	-	-	-	-	-	-	-	0.22	
032172 Transport equipment industry	-	-	-	-	-	-	-	-	-	-	0.29	0.29	0.29	0.29	-	-	-	-	-	-	-	0.29	
032182 Technological research and development	-	-	-	-	-	-	-	-	-	-	0.06	0.06	0.06	0.06	-	-	-	-	-	-	-	0.06	
032210 Mineral/mining policy and administrative management	11.50	1.14	0.72	-	0.02	13.38	-	-	-	-	0.05	0.06	13.44	13.44	2.23	0.31	0.09	-	-	-	2.63	16.07	
032220 Mineral prospection and exploration	-	-	-	-	-	-	-	-	-	-	-	-	-	-	0.73	-	-	-	-	-	0.73	0.73	
032262 Oil and gas	1.91	1.14	-	-	-	3.05	-	-	-	-	-	-	3.05	3.05	2.95	-	-	-	-	-	2.95	6.00	
032263 Ferrous metals	-	-	-	-	-	-	-	-	-	-	-	-	-	-	0.04	-	-	-	-	-	0.04	0.04	
032265 Precious metals/materials	-	0.06	-	-	-	0.06	-	-	-	-	-	-	0.06	0.06	-	-	-	-	-	-	-	0.06	
32267 Fertilizer minerals	-	-	-	-	-	-	-	-	-	-	0.05	0.05	0.05	0.05	0.05	-	-	-	-	-	0.05	0.05	
032310 Construction policy and administrative management	-	-	-	-	-	-	-	-	-	-	-	0.05	0.05	0.05	0.35	-	-	-	-	-	0.35	0.40	
Trade	11.94	3.29	0.09	0.09	0.02	15.34	-	1.16	0.28	1.16	0.45	1.89	17.23	17.23	5.15	0.42	0.07	-	-	-	5.64	22.87	
033110 Trade policy and administrative management	3.40	-	0.09	-	0.02	3.50	-	0.04	0.15	0.05	0.24	0.24	3.74	3.74	1.26	0.27	-	-	-	-	1.52	5.27	
033120 Trade facilitation	2.72	2.89	-	-	-	5.61	-	0.04	-	0.35	0.39	0.39	6.00	6.00	2.47	-	-	-	-	-	2.47	8.47	
033130 Regional trade agreements (RTAs)	1.98	-	-	-	-	1.98	-	-	-	-	-	-	1.98	1.98	0.38	-	-	-	-	-	0.38	2.36	
033140 Multilateral trade negotiations	1.17	-	-	-	-	1.17	-	-	-	-	0.05	0.05	1.23	1.23	-	-	-	-	-	-	-	1.23	
033150 Trade-related adjustment	0.26	0.10	-	-	-	0.37	-	-	-	-	-	-	0.40	0.40	0.03	-	-	-	-	-	0.03	0.03	
033181 Trade education/training	2.40	0.30	-	-	-	2.70	-	1.05	0.13	-	1.18	1.18	3.88	3.88	1.02	0.15	0.07	-	-	-	1.24	5.12	
033210 Tourism policy and administrative management	-	-	-	-	-	-	-	-	-	-	-	-	-	-	-	-	-	-	-	-	-	-	
Environmental protection	5.89	5.38	0.35	0.20	0.01	11.64	-	4.38	41.03	4.38	41.03	45.42	57.05	57.05	27.54	5.40	0.46	-	-	-	43.19	100.24	
041010 Environmental policy and administrative management	4.32	3.90	0.20	-	0.01	8.43	-	1.08	27.47	-	28.55	28.55	36.97	36.97	1.45	4.48	0.33	-	-	-	7.99	14.26	
041020 Biosphere protection	-	-	-	-	-	-	-	-	5.27	-	5.27	5.27	5.27	5.27	0.52	-	-	-	-	-	1.08	6.88	
041030 Bio-diversity	0.02	0.62	0.15	-	-	0.79	-	0.04	7.86	-	7.90	7.90	8.69	8.69	1.85	0.04	-	-	-	-	0.08	1.97	
041040 Site preservation	-	-	-	-	-	-	-	-	0.07	-	0.07	0.07	0.07	0.07	1.04	-	-	-	-	-	0.27	1.30	
041050 Flood prevention/control	0.04	-	-	-	-	0.04	-	3.10	0.19	-	3.29	3.29	3.33	3.33	22.44	-0.13	-	-	-	-	0.13	25.64	
041081 Environmental education/training	1.48	0.75	-	-	-	2.23	-	-	0.04	-	0.04	0.04	2.27	2.27	0.10	-	-	-	-	-	0.03	2.54	
041082 Environmental research	0.02	0.11	-	-	-	0.13	-	0.17	0.13	-	0.30	0.30	0.43	0.43	0.13	1.01	-	-	-	0.33	1.48	1.92	

B2: Humanitarian Assistance by Country, Organization

This table includes ODA and other official assistance expenditures in \$ thousands.

Recipient Country	Global Affairs Canada						Other government departments					TOTAL
	Emergency Response			Reconstruction relief and rehabilitation	Disaster prevention and preparedness	TOTAL - Global Affairs Canada	Public Health Agency of Canada	National Defence	Provinces and municipalities (1)	Others (2)	TOTAL - Other government departments	
	Material relief assistance and services	Emergency food aid	Relief co-ordination; protection and support services									
Sub-Saharan Africa	144,585.68	113,894.50	50,949.16	148.50	4,684.05	314,261.89	4,742.60	247.75	4,972.07	-	9,962.42	324,224.31
Burkina-Faso	-	301.00	-	-	-	301.00	-	-	-	-	-	301.00
Cameroon	1,500.00	978.25	1,000.00	-	-	3,478.25	-	-	-	-	-	3,478.25
Congo, Democratic Republic	7,903.12	6,471.50	4,772.99	-	-	19,147.62	-	-	-	-	-	19,147.62
Central African Republic	10,091.27	4,515.00	4,003.32	-	-	18,609.59	-	-	-	-	-	18,609.59
Djibouti	400.00	752.50	-	-	-	1,152.50	-	-	-	-	-	1,152.50
Eritrea	1,000.00	-	500.00	-	-	1,500.00	-	-	-	-	-	1,500.00
Ethiopia	8,171.70	5,493.25	1,724.80	-	211.97	15,601.72	-	-	30.00	-	30.00	15,631.72
Ghana	-	-	20.25	-	1,158.50	1,178.75	-	-	-	-	-	1,178.75
Guinea	5,963.70	3,499.65	-	-	-	9,463.35	385.00	-	-	-	385.00	9,848.35
Kenya	4,789.11	8,925.00	2,094.14	-	-	15,808.25	-	-	-	-	-	15,808.25
Liberia	5,503.15	3,499.65	-	-	-	9,002.80	-	-	-	-	-	9,002.80
Madagascar	-	-	-	-	-	-	-	-	25.00	-	25.00	25.00
Mali	4,133.51	3,010.00	1,177.30	-	-	8,320.82	-	-	-	-	-	8,320.82
Malawi	350.00	1,478.25	-	-	-	1,828.25	-	-	-	-	-	1,828.25
Mozambique	150.00	-	-	-	-	150.00	-	-	-	-	-	150.00
Niger	600.00	3,311.00	700.00	-	-	4,611.00	-	-	-	-	-	4,611.00
Nigeria	1,765.49	-	1,105.16	-	-	2,870.65	-	-	-	-	-	2,870.65
Sierra Leone	2,283.15	3,500.70	-	-	-	5,783.85	-	247.75	50.00	-	297.75	6,081.60
Sudan	8,059.54	6,620.00	1,236.68	-	-	15,916.22	-	-	-	-	-	15,916.22
Somalia	9,945.94	9,030.00	6,126.25	-	-	25,102.19	-	-	-	-	-	25,102.19
South Sudan	26,936.25	30,521.50	4,948.18	-	675.00	63,080.93	-	-	5.00	-	5.00	63,085.93
Chad	2,150.45	2,031.75	850.35	-	-	5,032.55	-	-	-	-	-	5,032.55
Uganda	2,475.65	2,031.75	350.35	-	-	4,857.75	-	-	-	-	-	4,857.75
Zimbabwe	-	978.25	-	-	-	978.25	-	-	-	-	-	978.25
West and Central Africa	23,875.20	-	7,500.00	-	-	31,375.20	-	-	-	-	-	31,375.20
Sub-Saharan Africa (inter-regional)	16,538.45	16,945.50	12,839.40	148.50	2,638.58	49,110.43	4,357.60	-	4,862.07	-	9,219.67	58,330.10
North Africa	2,442.78	1,287.00	1,120.23	-	-	4,850.00	-	-	-	-	-	4,850.00
Egypt	728.95	-	998.95	-	-	1,727.90	-	-	-	-	-	1,727.90
Libya	363.83	986.00	121.28	-	-	1,471.10	-	-	-	-	-	1,471.10
Mauritania	-	301.00	-	-	-	301.00	-	-	-	-	-	301.00
Northern Africa	1,350.00	-	-	-	-	1,350.00	-	-	-	-	-	1,350.00
Middle East	160,135.99	58,431.50	41,959.65	550.00	-	261,077.14	-	4,299.76	94.00	-	4,393.76	265,470.90
Iraq	73,480.95	15,150.00	7,577.50	550.00	-	96,758.45	-	-	-	-	-	96,758.45
Jordan	24,055.30	9,460.75	11,897.22	-	-	45,413.27	-	-	22.00	-	22.00	45,435.27
Lebanon	22,163.35	9,460.75	10,873.83	-	-	42,497.93	-	-	-	-	-	42,497.93
West Bank and Gaza	1,444.74	4,500.00	1,990.13	-	-	7,934.87	-	-	50.00	-	50.00	7,984.87
Syria	37,841.00	12,900.00	8,271.00	-	-	59,012.00	-	-	22.00	-	22.00	59,034.00
Yemen	1,150.65	6,960.00	1,349.98	-	-	9,460.63	-	-	-	-	-	9,460.63
Middle East	-	-	-	-	-	-	-	4,299.76	-	-	4,299.76	4,299.76
Asia	36,363.86	24,142.50	9,507.15	1,349.71	4,227.87	75,591.09	-	388.22	29.71	-	417.93	76,009.02
Afghanistan	7,623.20	4,060.00	2,379.67	-	1,029.06	15,091.92	-	-	-	-	-	15,091.92
Bangladesh	162.66	580.00	87.59	-	-	830.25	-	-	-	-	-	830.25
India	-	-	-	-	-	-	-	-	14.71	-	14.71	14.71
Korea, Democratic People's Republic	-	2,030.00	699.88	-	-	2,729.88	-	-	-	-	-	2,729.88
Sri Lanka	162.66	580.00	87.59	-	-	830.25	-	-	-	-	-	830.25
Burma (Myanmar)	4,140.81	1,450.00	830.09	-	-	6,420.90	-	-	10.00	-	10.00	6,430.90
Nepal	325.33	-	175.18	-	-	500.50	-	-	-	-	-	500.50
Philippines	8,497.35	-	174.12	-	-	8,671.47	-	388.22	-	-	388.22	9,059.69
Pakistan	4,755.89	6,090.00	1,110.63	1,282.21	-	13,238.73	-	-	5.00	-	5.00	13,243.73
Vanuatu	500.00	-	-	-	-	500.00	-	-	-	-	-	500.00
South-Central Asia	53.70	-	16.78	-	-	70.48	-	-	-	-	-	70.48
Eastern Asia	17.90	-	5.59	-	-	23.49	-	-	-	-	-	23.49
Southeastern Asia	286.38	-	89.49	-	1,412.25	1,788.12	-	-	-	-	-	1,788.12
Asia (inter-regional)	9,837.99	9,352.50	3,850.56	67.50	1,786.56	24,895.11	-	-	-	-	-	24,895.11

B2: Humanitarian Assistance by Country, Organization

This table includes ODA and other official assistance expenditures in \$ thousands.

Recipient Country	Global Affairs Canada						Other government departments					TOTAL
	Emergency Response			Reconstruction relief and rehabilitation	Disaster prevention and preparedness	TOTAL - Global Affairs Canada	Public Health Agency of Canada	National Defence	Provinces and municipalities (1)	Others (2)	TOTAL - Other government departments	
	Material relief assistance and services	Emergency food aid	Relief co-ordination, protection and support services									
Americas	11,416.34	7,205.50	2,691.06	7,771.84	8,181.50	37,266.25	-	-	8.50	-	8.50	37,274.75
Colombia	2,540.49	928.00	805.16	-	-	4,273.65	-	-	-	-	-	4,273.65
Guatemala	-	580.00	-	-	-	580.00	-	-	-	-	-	580.00
Haiti	3,550.00	986.00	-	7,731.34	2,499.84	14,767.19	-	-	8.50	-	8.50	14,775.69
Honduras	-	580.00	-	-	300.00	880.00	-	-	-	-	-	880.00
Nicaragua	-	580.00	-	-	-	580.00	-	-	-	-	-	580.00
El Salvador	-	580.00	-	-	-	580.00	-	-	-	-	-	580.00
Caribbean	0.32	-	-	-	1,802.07	1,802.39	-	-	-	-	-	1,802.39
South America	0.03	-	-	-	132.30	132.33	-	-	-	-	-	132.33
Americas (inter-regional)	5,325.50	2,971.50	1,885.90	40.50	3,447.29	13,670.69	-	-	-	-	-	13,670.69
Eastern Europe	17,867.61	3,649.00	6,723.18	1,013.50	960.92	30,214.21	-	-	50.00	13.00	63.00	30,277.21
Serbia	170.00	-	-	1,000.00	-	1,170.00	-	-	-	-	-	1,170.00
Bosnia and Herzegovina	570.00	-	-	-	-	570.00	-	-	-	-	-	570.00
Turkey	4,901.40	1,578.50	2,569.00	-	-	9,048.90	-	-	-	-	-	9,048.90
Ukraine	11,717.71	2,030.00	3,936.88	-	-	17,684.59	-	-	30.00	13.00	43.00	17,727.59
Europe (inter-regional)	508.50	40.50	217.30	13.50	960.92	1,740.72	-	-	20.00	-	20.00	1,760.72
Bilateral Humanitarian Assistance	372,812.25	208,610.00	112,950.44	10,833.55	18,054.34	723,260.58	4,742.60	4,935.73	5,154.27	13.00	14,845.61	738,106.19
Recipient Organization	(Finance Canada)											
United Nations Central Emergency Response Fund	-	-	29,400.00	-	-	29,400.00	-	-	-	-	-	29,400.00
United Nations Office for the Co-ordination of Humanitarian Affairs	-	-	2,000.00	-	-	2,000.00	-	-	-	-	-	2,000.00
Global Environment Facility	-	-	-	-	848.49	848.49	-	-	-	-	-	848.49
Inter-American Development Bank	-	-	-	5.22	93.04	98.25	-	-	-	-	-	98.25
African Development Fund	-	-	-	27.28	-	27.28	-	-	-	-	-	27.28
Caribbean Development Bank	233.87	-	-	601.38	835.25	1,670.50	-	-	-	-	-	1,670.50
United Nations Development Programme	1,029.27	-	21.83	1,496.36	2,590.78	5,138.23	-	-	-	-	-	5,138.23
United Nations Children's Fund	324.37	41.14	184.76	-	199.43	749.69	-	-	-	-	-	749.69
World Food Programme	-	21,145.00	190.21	1,331.70	2,859.45	25,526.37	-	-	-	-	-	25,526.37
The Office of the United Nations High Commissioner for Refugees	9,003.19	-	-	-	-	9,003.19	-	-	-	-	-	9,003.19
World Health Organisation	-	-	287.96	-	596.47	884.44	-	-	-	-	-	884.44
International Development Association	-	-	-	-	-	-	-	-	33,650.48	33,650.48	-	33,650.48
Multilateral Humanitarian Assistance	10,590.70	21,186.13	32,084.76	3,461.94	8,022.90	75,346.44	0.00	0.00	0.00	33,650.48	33,650.48	108,996.91
Total - Humanitarian Assistance	383,402.95	229,796.13	145,035.20	14,295.49	26,077.25	798,607.02	4,742.60	4,935.73	5,154.27	33,663.48	48,496.08	847,103.10

(1) Provinces and Municipalities include international assistance provided by Manitoba, Alberta, British Columbia, Newfoundland and Labrador, Ontario, Quebec and Yukon Territory.

(2) Other government departments include international assistance provided by the National Defence, and the Department of Finance Canada.

Canadian International Assistance by Recipient Organization

C1: Summary of Global Affairs Canada International Assistance by Type of Organization

This table includes ODA and other official assistance expenditures in \$ millions and excludes operations and management costs as well as Services Rendered Abroad.

	Geographic Programs	Global Issues and Development	Partnerships for Development Innovation	International Security and Crisis Response	Other branches (4)	TOTAL
Canadian Organizations	322.32	269.02	204.01	49.77	80.84	925.95
Civil Society (1)	235.27	260.29	180.63	6.38	6.65	689.22
Government	24.30	8.20	22.45	41.04	73.62	169.60
Private Sector	62.75	0.54	0.93	2.35	0.56	67.13
Foreign Organizations	376.52	123.85	1.82	51.31	2.63	556.13
Civil Society (1)	83.72	123.64	1.82	46.03	2.26	257.47
Government (2)	289.62	-	-	3.14	-	292.76
Private Sector	3.17	0.20	-	2.15	0.38	5.90
Multilateral Organizations (3)	520.98	1,405.37	-	89.68	1.53	2,017.56
Grants and Contributions	520.98	1,108.89	-	89.68	1.53	1,721.08
Encashments of Notes to IFIs	-	296.48	-	-	-	296.48
Local Technical Cooperation	26.15	0.61	0.68	1.14	0.08	28.67
Total	1,245.97	1,798.85	206.51	191.90	85.08	3,528.31

(1) For a detailed breakdown of transfer payments to civil society organizations, please consult Section 6 of the [public accounts of Canada](#).

(2) Global Affairs Canada's assistance to foreign governments is based on Program Based Approaches (such as Budget Support and pooled funding), in line with the Paris Declaration on Aid Effectiveness.

(3) More information on contributions to multilateral organizations can be found in Table C-2 of this report.

(4) Other: Includes Strategic Policy and Summits Branch, International Business Development and Innovation Branch, and Services Rendered Abroad.

Canadian International Assistance by Recipient Organization

C2: International Assistance by Multilateral Organization

This table includes ODA and other official assistance expenditures in \$ millions and excludes operations and management costs as well as Services Rendered Abroad.

RECIPIENT ORGANIZATION	Global Affairs Canada				TOTAL - Global Affairs Canada	Finance Canada	Public Health Agency of Canada	Environment and Climate Change Canada	Other (2)	TOTAL - Other government departments	TOTAL
	Long-term institutional support to multilateral organizations	Global Issues and Development	Bilateral funding	Other branches (1)							
	351.78	126.07	135.57	28.76	642.18	-	-	4.95	0.07	5.02	647.20
International Development Institutions					10.00	-	-	-	-	-	10.00
CGIAR Consultative Group on International Agricultural Research	10.00	-	-	-	10.00	-	-	-	-	-	10.00
GAVI Alliance	10.00	-	-	-	10.00	-	-	-	-	-	10.00
Global Fund to Fight AIDS, Tuberculosis and Malaria	242.67	-	-	-	242.67	-	-	-	-	-	242.67
UNAIDS	4.86	-	-	-	4.86	-	-	-	-	-	4.86
UNICEF Joint UN Programme on HIV/AIDS	16.20	101.25	81.74	-	199.19	-	-	-	0.07	0.07	199.26
UNDP United Nations Development Programme	45.00	4.00	34.84	28.76	112.60	-	-	-	-	-	112.60
UNWOMEN United Nations Entity for Gender Equality and the Empowerment of Women	6.50	1.00	2.34	-	9.84	-	-	-	-	-	9.84
UNEP United Nations Environment Programme	-	1.12	-	-	1.12	-	-	4.95	-	4.95	6.07
UNFPA United Nations Population Fund	15.60	18.70	16.65	-	50.95	-	-	-	-	-	50.95
ITC World Trade Organisation - International Trade Centre	0.95	-	-	-	0.95	-	-	-	-	-	0.95
	82.78	298.53	100.42	-	481.73	-	-	-	-	-	481.73
Humanitarian Assistance Institutions					29.40	-	-	-	-	-	29.40
CERF United Nations Central Emergency Response Fund	29.40	-	-	-	29.40	-	-	-	-	-	29.40
UNHCR United Nations High Commissioner for Refugees	12.60	68.83	2.00	-	83.43	-	-	-	-	-	83.43
OCHA United Nations Office for the Co-ordination of Humanitarian Affairs	2.00	11.10	-	-	13.10	-	-	-	-	-	13.10
WFP World Food Programme	38.78	218.60	98.42	-	355.80	-	-	-	-	-	355.80
	37.32	-	-	-	37.32	-	-	-	-	-	37.32
Francophone and Commonwealth					1.20	-	-	-	-	-	1.20
CF Commonwealth Foundation	1.20	-	-	-	1.20	-	-	-	-	-	1.20
COL Commonwealth of Learning	2.60	-	-	-	2.60	-	-	-	-	-	2.60
CS Commonwealth Secretariat	6.04	-	-	-	6.04	-	-	-	-	-	6.04
CYP Commonwealth Youth Programme	1.34	-	-	-	1.34	-	-	-	-	-	1.34
CONFEMEN Conference of Francophone Ministers of Education	0.04	-	-	-	0.04	-	-	-	-	-	0.04
CONFEJES Conference of Francophone Youth and Sports Ministers	0.05	-	-	-	0.05	-	-	-	-	-	0.05
OIF International Organisation of the Francophonie	25.46	-	-	-	25.46	-	-	-	-	-	25.46
AUF University Agency of La Francophonie	0.60	-	-	-	0.60	-	-	-	-	-	0.60
	308.28	50.32	185.64	-	544.24	942.91	-	1.08	-	943.99	1,488.23
International Financial Institutions					111.03	-	-	-	-	-	111.03
AfDB African Development Bank	103.10	-	7.93	-	111.03	-	-	-	-	-	111.03
AsDB Asian Development Bank	88.32	-	16.93	-	105.24	-	-	-	-	-	105.24
CDB Caribbean Development Bank	16.71	-	1.50	-	18.21	-	-	-	-	-	18.21
GEF Global Environment Facility	54.75	-	-	-	54.75	-	-	-	-	-	54.75
IDB Inter-American Development Bank	17.72	-	11.00	-	28.72	-	-	-	-	-	28.72
IFAD International Fund for Agricultural Development	12.50	-	5.40	-	17.90	-	-	-	-	-	17.90
MFMP Multilateral Fund for the implementation of the Montreal Protocol	4.28	-	-	-	4.28	-	-	1.08	-	1.08	5.36
	10.92	-	-	-	10.92	-	-	-	-	-	10.92
World Bank Group					-	10.00	-	-	-	-	10.00
AMC Advance Market Commitments	-	-	-	-	-	10.00	-	-	-	-	10.00
IBRD International Bank for Reconstruction and Development	-	-	-	-	-	883.22	-	-	-	-	883.22
IDA International Development Association	-	-	-	-	-	51.20	-	-	-	-	51.20
IDA-MDRI International Development Association - Multilateral Debt Relief Initiative	-	-	-	-	-	-	-	-	-	-	-
IFC International Finance Corporation	-	-	13.72	-	13.72	-1.51	-	-	-	-1.51	12.21
World Bank (4) World Bank Group (unspecified)	-	50.32	129.17	-	179.48	-	-	-	-	-	179.48

Canadian International Assistance by Recipient Organization

C2: International Assistance by Multilateral Organization

This table includes ODA and other official assistance expenditures in \$ millions and excludes operations and management costs as well as Services Rendered Abroad.

RECIPIENT ORGANIZATION	Long-term institutional support to multilateral organizations	Global Affairs Canada				TOTAL - Global Affairs Canada	Finance Canada	Public Health Agency of Canada	Environment and Climate Change Canada	Other (2)	TOTAL - Other government departments	TOTAL
		Global Issues and Development	Geographic Programs	Bilateral Funding	Other branches (1)							
FAO	84.63	75.31	71.99	27.81	259.73	-	1.59	0.55	5.50	7.63	267.36	
Food and Agricultural Organization	8.73	3.25	5.60	-	17.58	-	-	-	-	-	17.58	
IAAO	-	-	-	1.60	1.60	-	-	-	-	-	1.60	
IPCC	-	-	-	-	-	-	-	0.15	-	0.15	0.15	
IAEA	5.78	-	-	5.38	11.16	-	-	-	-	-	11.16	
International Atomic Energy Agency - assessed contributions	4.76	-	-	-	4.76	-	-	-	-	-	4.76	
ICDDR,B	-	-	-	-	-	-	-	-	0.03	0.03	0.03	
International Centre for Diarrhoeal Disease Research, Bangladesh	-	-	-	-	-	-	-	-	0.28	0.28	0.28	
ICPE	-	-	-	-	-	-	-	-	-	-	-	
International Centre of Insect Physiology and Ecology	-	-	-	-	-	-	-	-	-	-	-	
IFPRI (3)	-	2.00	-	-	2.00	-	-	-	-	-	2.00	
International Food Policy Research Institute	-	-	-	-	-	-	-	-	-	-	-	
IDEA	-	-	-	-	-	-	-	-	0.01	0.01	0.01	
International Institute for Democracy and Electoral Assistance	-	0.24	8.44	-	8.68	-	-	-	-	-	8.68	
ILO	-	-	-	-	-	-	-	-	-	-	-	
International Labour Organisation - Assessed Contributions	8.02	-	-	-	8.02	-	-	-	-	-	8.02	
ILO-RBSA	-	-	-	-	-	-	-	-	0.75	0.75	0.75	
ILRI (3)	-	-	-	-	-	-	-	-	-	-	-	
International Livestock Research Institute	-	-	3.97	-	3.97	-	-	-	-	-	3.97	
IMF	-	-	4.90	-	4.90	-	-	-	-	-	4.90	
International Monetary Fund	-	-	-	-	-	-	-	-	-	-	-	
INBAR	-	-	-	-	-	-	-	0.03	-	0.03	0.03	
International Network for Bamboo and Rattan	-	-	-	-	-	-	-	-	-	-	-	
IOM	-	10.25	19.33	0.12	29.70	-	-	-	-	-	29.70	
International Organisation for Migration	-	-	-	-	-	-	-	-	-	-	-	
ITU	-	-	-	-	-	-	-	-	0.98	0.98	0.98	
International Telecommunication Union	-	-	-	-	-	-	-	-	-	-	-	
OECD	-	0.65	-	1.20	1.85	-	-	-	-	-	1.85	
Organisation for Economic Co-operation and Development	-	1.17	-	-	1.17	-	-	-	-	-	1.17	
OSG	-	-	-	-	-	-	-	-	-	-	-	
Office of the Secretary General	17.60	-	-	-	17.60	-	-	-	-	-	17.60	
UNDP/KO	7.02	1.30	-	0.10	8.42	-	-	-	0.21	0.21	8.62	
United Nations Department for Peacekeeping Operations	18.47	-	-	0.33	18.79	-	-	-	-	-	18.79	
UNESCO	0.46	-	-	-	0.46	-	-	-	-	-	0.46	
United Nations Educational, Scientific and Cultural Organisation	-	-	-	-	-	-	-	-	-	-	-	
UN	-	-	-	-	-	-	-	-	-	-	-	
United Nations	-	-	-	-	-	-	-	-	-	-	-	
UNFCCC	-	-	2.15	-	2.15	-	-	-	-	-	2.15	
United Nations Framework Convention on Climate Change	-	-	-	-	-	-	-	-	-	-	-	
UNIDO	-	-	-	-	-	-	-	-	-	-	-	
United Nations Industrial Development Organisation	-	-	-	-	-	-	-	-	-	-	-	
UNICRI	-	-	-	-	-	-	-	-	-	-	-	
United Nations Interregional Crime and Justice Research Institute	-	-	9.27	10.40	19.68	-	-	-	-	-	19.68	
UNICRI	-	-	-	-	-	-	-	-	-	-	-	
United Nations Office for Project Services	-	-	-	-	-	-	-	-	-	-	-	
UNOPS	-	-	-	-	-	-	-	-	-	-	-	
United Nations Office for Project Services	-	-	-	-	-	-	-	-	-	-	-	
UNODC	2.00	-	-	3.48	3.48	-	-	-	-	-	3.48	
United Nations Office on Drugs and Crime	-	-	-	-	-	-	-	-	-	-	-	
UNU - INWEH	-	-	-	-	-	-	-	-	-	-	-	
United Nations University - Institute for Water, Environment and Health	-	0.10	-	-	0.10	-	-	-	-	-	0.10	
VPS	-	-	-	-	-	-	-	-	-	-	-	
Voluntary Principles on Security and Human Rights	-	-	-	-	-	-	-	-	-	-	-	
WHO	11.78	56.35	18.33	4.81	79.48	-	1.59	-	0.50	2.08	81.57	
World Health Organisation	-	-	-	-	-	-	-	-	-	-	-	
World Health Organisation - assessed contributions	-	-	-	-	-	-	-	-	-	-	-	
WINS	0.02	-	-	0.26	0.26	-	-	-	-	-	0.26	
World Institute for Nuclear Security	-	-	-	-	-	-	-	-	-	-	-	
WIPO	-	-	-	-	-	-	-	-	-	-	-	
World Intellectual Property Organization	-	-	-	-	-	-	-	-	-	-	-	
WMO	-	-	-	-	-	-	-	0.33	-	0.33	0.33	
World Meteorological Organization	-	-	-	-	-	-	-	-	-	-	-	
Multilateral Institutions, unspecified	-	-	-	-	-	-	-	-	2.69	2.69	2.69	
United Nations Agencies, Funds, and Commissions, unspecified	-	-	-	-	-	-	-	0.04	0.05	0.09	0.09	

Canadian International Assistance by Recipient Organization

C2: International Assistance by Multilateral Organization

This table includes ODA and other official assistance expenditures in \$ millions and excludes operations and management costs as well as Services Rendered Abroad.

RECIPIENT ORGANIZATION	Global Affairs Canada				TOTAL - Global Affairs Canada	Finance Canada	Public Health Agency of Canada	Environment and Climate Change Canada	Other (2)	TOTAL - Other government departments	TOTAL
	Long-term institutional support to multilateral organizations	Global Issues and Development	Geographic Programs	Other branches (1)							
Regional multilateral organizations	14.75	0.90	12.61	24.10	52.36	-	14.33	-	1.09	15.42	67.78
WARDA (3)	-	-	0.72	-	0.72	-	-	-	-	-	0.72
AU	-	-	0.50	-	0.50	-	-	-	-	-	0.50
African Union (excluding peacekeeping facilities)	-	-	0.50	-	0.50	-	-	-	-	-	0.50
ASEAN	-	-	1.67	1.67	1.67	-	-	-	-	-	1.67
Association of South East Asian Nations; Economic Co-operation	-	-	1.67	1.67	1.67	-	-	-	-	-	1.67
CARICOM	-	-	2.11	-	2.11	-	-	-	-	-	2.11
Caribbean Community Secretariat	-	-	2.11	-	2.11	-	-	-	-	-	2.11
Caribbean Court of Justice	-	-	1.25	-	1.25	-	-	-	-	-	1.25
ECA	-	-	3.00	-	3.00	-	-	-	-	-	3.00
Economic Commission for Africa	-	-	3.00	-	3.00	-	-	-	-	-	3.00
ECLAC	-	-	-	-	-	-	-	-	0.31	0.31	0.31
Economic Commission for Latin America and the Caribbean	-	-	-	-	-	-	-	-	0.31	0.31	0.31
ESCAP	-	-	-	-	-	-	-	-	0.02	0.02	0.02
Economic and Social Commission for Asia and the Pacific	-	-	-	-	-	-	-	-	0.02	0.02	0.02
EBRD	-	-	-	-	-	-	-	-	-	-	-
European Bank for Reconstruction and Development	-	-	-	-	-	-	-	-	-	-	-
CICIG	-	-	1.25	9.90	9.90	-	-	-	-	-	9.90
International Commission Against Impunity in Guatemala	-	-	1.25	9.90	9.90	-	-	-	-	-	9.90
IICA	4.13	-	-	-	4.13	-	-	-	-	-	4.13
Inter-American Institute for Co-operation on Agriculture	-	-	-	-	-	-	-	-	-	-	-
Justice Studies Centre of the Americas	-	-	-	-	-	-	-	-	0.25	0.25	0.25
JSCA	-	-	-	0.68	0.68	-	-	-	-	-	0.68
North Atlantic Treaty Organisation	-	-	-	0.68	0.68	-	-	-	-	-	0.68
NATO	-	-	-	0.68	0.68	-	-	-	-	-	0.68
OSCE	-	-	3.20	11.82	15.02	-	-	-	-	-	15.02
Organisation for Security and Co-operation in Europe	-	-	3.20	11.82	15.02	-	-	-	-	-	15.02
OAS	10.62	-	0.09	-	10.71	-	-	-	0.44	0.44	11.15
Organisation of American States	10.62	-	0.09	-	10.71	-	-	-	0.44	0.44	11.15
OECs	-	-	0.49	-	0.49	-	-	-	-	-	0.49
Organisation of Eastern Caribbean States	-	-	0.49	-	0.49	-	-	-	-	-	0.49
PAHO	-	0.90	-	-	0.90	-	14.33	-	0.07	14.40	15.30
Pan-American Health Organisation	-	0.90	-	-	0.90	-	14.33	-	0.07	14.40	15.30
RSS	-	-	-	0.03	0.03	-	-	-	-	-	0.03
Regional Security System of the Eastern Caribbean	-	-	-	0.03	0.03	-	-	-	-	-	0.03
Total	879.53	551.13	506.23	80.67	2,017.56	942.91	15.92	6.58	6.65	972.07	2,989.62

(1) Global Affairs Canada Other Branches includes Strategic Policy and Summits Branch and Services Rendered Abroad.

(2) Other government departments include the International Development Research Center; Employment and Social Development Canada; Innovation, Science and Economic Development Canada; Public Health Agency of Canada; Transport Canada; Parks Canada; Quebec; Manitoba.

(3) Also receives funding through long-term institutional support to CGIAR.

(4) Bilateral disbursements listed as "World Bank Group (unspecified)" includes Global Issues and Development programs (\$50.32M) such as the Global Partnership for Education (\$30M), the Global Infrastructure Facility (\$20M) and; Geographic programs (\$129.17M) such as support to the Afghanistan Reconstruction Trust Fund (\$55M), Health Sector Development project for Bangladesh (\$16M), support for the Government of Afghanistan (\$10M).

Canadian International Assistance by Recipient

D1: International Assistance by Channel and Continent

This table includes ODA and other official assistance expenditures in \$ millions.

Recipient	Global Affairs Canada					TOTAL - Global Affairs Canada	Other government departments						TOTAL - Other government departments	TOTAL
	Geographic Programs	Partnerships for Development Innovation	Global Issues and Development	International Security and Crisis Response	Other (1)		Finance Canada	International Development Research Centre	Royal Canadian Mounted Police	Public Health Agency of Canada	National Defence	Other (2)		
Africa														
Sub-Saharan Africa	629.05	115.69	922.97	20.66	85.97	1,774.34	481.61	53.26	0.15	5.94	0.25	9.16	550.37	2,324.71
Bilateral Aid	629.05	115.69	486.43	17.08	85.97	1,334.22	-	53.26	0.15	5.94	0.25	9.16	68.76	1,402.98
Country-allocable	583.40	96.52	325.13	13.77	0.01	1,018.83	-	10.55	-0.03	0.39	0.25	3.77	14.92	1,033.75
of which ODA	583.40	96.52	325.13	12.14	0.01	1,017.20	-	10.55	-0.03	0.39	0.25	3.77	14.92	1,032.12
Unallocable by country	45.65	19.16	161.30	3.31	85.96	315.39	-	42.72	0.17	5.56	-	5.39	53.84	369.22
of which ODA	44.84	19.16	159.41	0.97	82.40	306.80	-	42.72	0.17	5.56	-	5.39	53.84	360.63
Multilateral Aid	-	-	436.54	3.58	-	440.12	481.61	-	-	-	-	-	481.61	921.73
Humanitarian assistance organizations	-	-	44.89	-	-	44.89	-	-	-	-	-	-	-	44.89
Regional development banks	-	-	102.79	-	-	102.79	-	-	-	-	-	-	-	102.79
UN development organizations	-	-	261.79	3.58	-	265.37	-	-	-	-	-	-	-	265.37
Other multilateral organizations	-	-	27.07	-	-	27.07	481.61	-	-	-	-	-	481.61	508.68
North Africa	33.31	0.71	20.99	1.95	0.96	57.93	1.57	1.32	0.01	-	-	0.08	2.98	60.91
Bilateral Aid	33.31	0.71	5.79	1.57	0.96	42.34	-	1.32	0.01	-	-	0.08	1.41	43.75
Country-allocable	20.25	0.68	4.40	1.40	-	26.73	-	0.70	0.01	-	-	0.08	0.79	27.53
of which ODA	20.25	0.68	4.40	1.30	-	26.63	-	0.70	0.01	-	-	0.08	0.79	27.43
Unallocable by country	13.06	0.04	1.39	0.17	0.95	15.61	-	0.62	-	-	-	-	0.62	16.23
of which ODA	13.06	0.04	1.39	0.10	0.88	15.46	-	0.62	-	-	-	-	0.62	16.08
Multilateral Aid	-	-	15.20	0.38	-	15.59	1.57	-	-	-	-	-	1.57	17.16
Humanitarian assistance organizations	-	-	9.10	-	-	9.10	-	-	-	-	-	-	-	9.10
Regional development banks	-	-	0.31	-	-	0.31	-	-	-	-	-	-	-	0.31
UN development organizations	-	-	5.73	0.38	-	6.12	-	-	-	-	-	-	-	6.12
Other multilateral organizations	-	-	0.06	-	-	0.06	1.57	-	-	-	-	-	1.57	1.63
Africa - Total	662.36	116.40	943.96	22.61	86.93	1,832.27	483.18	54.59	0.15	5.94	0.25	9.24	553.35	2,385.62
Middle East	62.01	0.64	274.41	15.97	16.98	370.02	15.47	2.56	1.10	-	4.30	0.12	23.56	393.58
Bilateral Aid	62.01	0.64	257.30	15.56	16.98	352.49	-	2.56	1.10	-	4.30	0.11	8.07	360.56
Country-allocable	58.55	0.61	256.00	14.22	-	329.39	-	0.82	1.10	-	-	0.11	2.03	331.42
of which ODA	58.55	0.61	256.00	2.13	-	317.30	-	0.82	1.10	-	-	0.12	2.04	319.34
Unallocable by country	3.46	0.03	1.30	1.34	16.98	23.11	-	1.74	-	-	4.30	-	6.04	29.14
of which ODA	29.37	4.82	77.16	4.01	36.94	152.28	-	1.74	-	-	4.30	-	6.04	171.75
Multilateral Aid	-	-	17.11	0.42	-	17.53	15.47	-	-	-	-	0.01	15.48	33.01
Humanitarian assistance organizations	-	-	8.99	-	-	8.99	-	-	-	-	-	-	-	8.99
Regional development banks	-	-	-	-	-	-	-	-	-	-	-	-	-	-
UN development organizations	-	-	7.78	0.42	-	8.20	-	-	-	-	-	-	-	8.20
Other multilateral organizations	-	-	0.34	-	-	0.34	15.47	-	-	-	-	0.01	15.48	15.83
Asia	286.61	36.61	374.09	97.14	39.24	833.68	395.24	29.52	0.06	-	0.39	6.31	431.53	1,265.21
Bilateral Aid	286.61	36.61	135.05	94.49	39.24	592.00	-	29.52	0.06	-	0.39	5.21	35.18	627.18
Country-allocable	257.09	31.79	56.78	74.97	0.71	421.34	-	10.04	0.06	-	0.39	5.21	15.71	437.05
of which ODA	257.09	31.79	56.78	38.43	0.71	384.79	-	10.04	0.06	-	0.39	6.28	16.78	401.57
Unallocable by country	29.51	4.82	78.28	19.52	38.53	170.66	-	19.47	-	-	-	-	19.47	190.13
of which ODA	29.37	4.82	77.16	4.01	36.94	152.28	-	19.47	-	-	-	-	19.47	171.75
Multilateral Aid	-	-	239.04	2.65	-	241.68	395.24	-	-	-	-	1.10	396.34	638.03
Humanitarian assistance organizations	-	-	13.72	-	-	13.72	-	-	-	-	-	-	-	13.72
Regional development banks	-	-	82.01	-	-	82.01	-	-	-	-	-	-	-	82.01
UN development organizations	-	-	122.26	2.65	-	124.91	-	-	-	-	-	-	-	124.91
Other multilateral organizations	-	-	21.05	-	-	21.05	395.24	-	-	-	-	1.10	396.34	417.40

Canadian International Assistance by Recipient

D1: International Assistance by Channel and Continent

This table includes ODA and other official assistance expenditures in \$ millions.

Recipient	Global Affairs Canada						Other government departments						TOTAL - Other government departments	TOTAL
	Geographic Programs	Partnerships for Development Innovation	Global Issues and Development	International Security and Crisis Response	Other (1)	TOTAL - Global Affairs Canada	Finance Canada	International Development Research Centre	Royal Canadian Mounted Police	Public Health Agency of Canada	National Defence	Other (2)		
Americas	236.70	37.20	148.09	18.78	34.56	475.34	26.49	26.69	16.96	14.33	-	6.04	90.52	565.86
Bilateral Aid	221.96	37.20	48.78	16.71	34.56	359.21	-	26.69	16.96	-	-	6.04	49.69	408.90
Country-allocable	159.46	31.61	14.15	7.31	0.50	213.04	-	8.52	16.96	-	-	5.21	30.70	243.73
of which ODA	159.46	31.13	14.15	3.37	0.50	208.61	-	8.52	16.96	-	-	5.22	30.70	239.31
Unallocable by country	62.50	5.59	34.63	9.40	34.07	146.17	-	18.17	-	-	-	0.83	18.99	165.17
of which ODA	62.29	5.59	33.92	1.30	33.05	136.15	-	18.17	-	-	-	0.83	18.99	155.15
Multilateral Aid	14.75	-	99.31	2.07	-	116.13	26.49	-	-	14.33	-	-	40.82	156.96
Humanitarian assistance organizations	-	-	5.20	-	-	5.20	-	-	-	-	-	-	-	5.20
Regional development banks	-	-	34.42	-	-	34.42	-	-	-	-	-	-	-	34.42
UN development organizations	-	-	43.00	2.07	-	45.07	-	-	-	-	-	-	-	45.07
Other multilateral organizations	14.75	-	16.69	-	-	31.44	26.49	-	-	14.33	-	-	40.82	72.26
Eastern Europe	52.59	2.21	81.03	44.23	10.65	190.72	414.03	0.04	0.01	-	-	0.20	414.28	605.01
Bilateral Aid	52.59	2.21	33.99	42.80	10.65	142.25	400.00	0.04	0.01	-	-	0.20	400.25	542.50
Country-allocable	49.93	1.98	27.61	39.12	-	118.66	400.00	0.04	0.01	-	-	0.18	400.23	518.89
of which ODA	49.93	1.98	27.61	16.34	-	95.87	400.00	0.04	-	-	-	0.18	400.22	496.09
Unallocable by country	2.66	0.23	6.37	3.68	10.65	23.59	-	-	-	-	-	0.02	0.02	23.61
of which ODA	2.66	0.23	6.32	2.12	10.15	21.48	-	-	-	-	-	0.02	0.02	21.50
Multilateral Aid	-	-	47.04	1.44	-	48.48	14.03	-	-	-	-	-	14.03	62.51
Humanitarian assistance organizations	-	-	0.89	-	-	0.89	-	-	-	-	-	-	-	0.89
Regional development banks	-	-	6.31	-	-	6.31	-	-	-	-	-	-	-	6.31
UN development organizations	-	-	27.84	1.44	-	29.28	-	-	-	-	-	-	-	29.28
Other multilateral organizations	-	-	12.00	-	-	12.00	14.03	-	-	-	-	-	14.03	26.03
Unallocable	0.10	24.55	1.51	12.07	3.34	41.57	10.00	80.28	7.65	-	-	487.17	585.11	626.68
Bilateral Aid	0.10	24.55	1.51	12.07	3.34	41.57	10.00	80.28	7.65	-	-	474.46	572.40	613.97
of which ODA	0.10	24.55	1.51	1.62	3.16	30.95	10.00	80.28	7.65	-	-	474.46	572.40	603.35
of which imputed costs	-	-	-	-	-	-	-	-	-	-	-	462.27	462.27	462.27
Multilateral Aid	-	-	-	-	-	-	-	-	-	-	-	12.71	12.71	12.71
of which ODA	-	-	-	-	-	-	-	-	-	-	-	12.71	12.71	12.71
Summary														
Bilateral International Assistance	1,285.64	217.62	968.85	200.27	191.70	2,864.08	410.00	193.67	25.94	5.94	4.94	495.27	1,135.77	3,999.84
Multilateral International Assistance	14.75	-	854.24	10.54	-	879.53	934.42	-	-	14.33	-	13.82	962.58	1,842.11
Total - International Assistance	1,300.38	217.62	1,823.10	210.80	191.70	3,743.61	1,344.42	193.67	25.94	20.28	4.94	509.10	2,098.34	5,841.95

(1) Other: Includes Strategic Policy and Summits Branch, International Business Development and Innovation Branch, Services Rendered Abroad, and corporate operations and management costs of non-programming branches.

(2) Other government departments include international assistance provided by Environment and Climate Change Canada; Employment and Social Development Canada; Natural Resources Canada; Parks Canada; Public Health Agency of Canada; Innovation, Science and Economic Development Canada; and Transport Canada, as well as unallocable costs that cannot be directly or indirectly traced to a recipient country (such as imputed foreign student subsidies, and various operations and management costs). It also includes aid from provincial and municipal levels of government.

Canadian International Assistance by Recipient

D2: Bilateral International Assistance

This table includes ODA and other official assistance expenditures in \$ millions.

Recipient Country	Geographic Programs		Global Affairs Canada			Other government departments								TOTAL			
	Country and regional programs	Humanitarian assistance programs	Global Initiatives	Partnerships for Development Innovation	International Security and Crisis Response	Other (1)	TOTAL - Global Affairs Canada	Finance Canada	International Development Research Centre	Royal Canadian Mounted Police	Public Health Agency of Canada	National Defence	Environment and Climate Change Canada		Provinces and municipalities (2)	Others (3)	TOTAL - Other government departments
Africa	629.05	332.74	153.69	115.69	17.08	85.97	1,334.22	-	53.26	0.15	5.94	0.25	0.05	8.88	0.23	68.76	1,402.98
Sub-Saharan Africa	-	-	-	-	-	-	-	-	-	-	-	-	-	-	-	-	-
Country-allocable	-	-	0.03	-	0.08	-	0.11	0.11	0.19	-	-	-	-	-	-	0.19	0.29
Angola	-	-	1.10	2.72	0.09	-	0.09	0.05	0.08	-	-	-	-	-	-	0.31	6.97
Benin	2.75	-	0.05	0.61	0.08	-	0.69	0.60	0.60	-	-	-	-	0.26	-	0.61	1.30
Botswana	-	-	6.91	7.54	0.09	-	22.94	0.18	0.18	-	-	-	-	0.51	-	0.69	23.63
Burkina Faso	8.11	0.30	0.68	1.35	0.12	-	5.68	0.03	0.03	-	-	-	-	0.02	-	0.06	5.73
Burundi	0.93	2.60	0.35	1.46	0.09	-	5.37	0.21	0.21	-	-	-	-	0.11	-	0.32	5.69
Cameroon	-	3.48	-	-	0.08	-	0.08	-	-	-	-	-	-	-	0.01	0.01	0.08
Cape Verde	-	-	1.07	-	0.09	-	21.77	-	-	-	-	-	-	-	-	-	21.77
Central African Republic	-	20.61	0.90	-	0.11	-	6.04	-	-	-	-	-	-	-	-	-	6.04
Chad	-	5.03	0.03	-	0.07	-	0.10	-	0.04	-	-	-	-	-	-	-	0.13
Congo	-	-	9.26	1.92	0.07	-	38.91	-	0.12	-	-	-	-	0.33	-	0.45	39.37
Congo, Democratic Republic	8.52	19.15	0.03	0.64	0.07	-	5.23	-	0.43	-	-	-	-	-	-	0.44	5.67
Côte d'Ivoire	-	2.80	1.72	-	0.11	-	2.01	-	0.01	-	-	-	-	-	-	-	2.01
Djibouti	-	1.90	-	-	0.09	-	0.09	-	-	-	-	-	-	-	-	-	0.09
Equatorial Guinea	-	-	-	-	-	-	1.50	-	0.03	-	-	-	-	-	-	0.03	1.53
Eritrea	-	1.50	-	-	-	-	107.17	-	0.71	-	-	-	-	0.17	-	0.87	108.04
Ethiopia	79.58	15.39	3.28	8.81	0.11	-	0.09	-	0.01	-	-	-	-	0.01	-	0.11	81.11
Gabon	-	-	-	-	0.09	-	0.20	-	-	-	-	-	-	-	-	-	0.20
Gambia	-	-	-	0.12	0.08	-	0.20	-	-	-	-	-	-	-	-	-	0.20
Ghana	58.04	-	0.28	10.18	1.25	-	69.75	-	0.27	-	-	-	-	0.09	-	0.36	70.11
Guinea	-	12.26	2.95	0.65	2.08	-	17.94	-	0.05	-	-	-	-	0.39	-	0.44	18.38
Guinea-Bissau	-	-	-	0.12	0.08	-	0.19	-	-	-	-	-	-	-	-	-	0.19
Kenya	15.40	15.81	0.71	11.04	1.82	-	44.79	-	1.86	-	-	-	-	0.04	-	1.90	46.69
Lesotho	-	-	-	-	0.05	-	0.06	-	-	-	-	-	-	-	-	-	0.06
Liberia	-	9.00	0.30	1.54	2.07	-	12.92	-	0.18	-	-	-	-	0.25	-	0.43	13.34
Luxembourg	-	3.20	1.33	0.18	0.05	-	4.77	-	-	-	-	-	-	0.03	-	0.03	4.80
Madagascar	-	-	-	-	-	-	-	-	-	-	-	-	-	-	-	-	-
Malawi	4.23	1.83	5.19	2.61	0.10	-	13.96	-	0.38	-	-	-	-	0.06	-	0.44	14.40
Mali	107.13	11.12	3.14	9.93	0.08	-	131.40	-	0.13	-	-	-	-	0.45	-	0.58	131.99
Mauritius	-	-	-	-	0.05	-	0.05	-	0.02	-	-	-	-	-	-	0.02	0.08
Mozambique	70.54	3.05	5.02	2.99	0.10	-	81.69	-	0.25	-	-	-	-	0.01	-	0.26	81.95
Namibia	-	-	-	0.04	0.05	-	0.10	-	-0.02	-	-	-	-	-	-	-0.02	0.08
Niger	-	4.61	3.52	0.69	0.08	-	8.91	-	0.09	-	-	-	-	0.08	-	0.16	9.07
Nigeria	20.28	2.87	5.96	1.66	0.84	-	31.60	-	0.54	-	-	-	-	0.02	-	0.56	32.16
Rwanda	0.97	-	0.03	3.34	0.12	-	4.46	-	0.30	-	-	-	-	0.06	-	0.36	4.82
Sao Tome and Principe	-	-	-	-	0.09	-	0.09	-	-	-	-	-	-	-	-	-	0.09
Senegal	59.66	-	2.19	3.42	0.26	-	65.54	-	0.37	-	-	-	-	0.68	0.01	1.06	66.60
Sierra Leone	-	5.78	2.97	0.95	2.11	-	11.81	-	0.11	-	-	-	-	0.07	-	0.42	12.24
Somalia	-	25.10	0.26	-	0.12	-	25.47	-	0.09	-	-	-	-	-	-	0.09	25.57
South Africa	3.94	-	-	1.23	0.05	-	5.22	-	0.99	-	-	-	-	0.01	-	1.00	6.22
Sudan	0.83	15.92	0.27	0.54	0.11	-	17.67	-	0.03	-	-	-	-	-	-	0.03	17.70
South Sudan	60.83	60.00	0.72	0.53	0.10	-	122.20	-	0.17	-0.03	-	-	-	0.04	-	0.18	122.38
Swaziland	-	-	0.82	0.19	0.10	-	1.11	-	-	-	-	-	-	-	-	-	1.11
Tanzania	81.43	-	7.02	11.81	0.10	-	100.37	-	0.87	-	-	-	-	0.27	-	1.13	101.50
Togo	-	-	-	0.33	0.11	-	0.44	-	-	-	-	-	-	0.05	-	0.13	0.57
Uganda	0.17	4.86	2.06	4.53	0.11	-	11.72	-	0.83	-	-	-	-	0.05	-	0.88	12.60
Zambia	0.04	-	2.08	1.41	0.09	-	3.63	-	0.18	-	-	-	-	-	-	0.18	3.81
Zimbabwe	-	0.98	3.84	1.43	0.08	-	6.33	-	0.24	-	-	-	-	0.03	-	0.27	6.60
Region-allocable	-	-	-	-	-	-	31.38	-	-	-	-	-	-	-	-	-	31.38
West and Central Africa	45.65	52.21	77.71	19.16	3.31	-	85.96	-	42.72	0.17	5.56	-	0.05	5.13	0.21	53.84	337.84
Sub-Saharan Africa (inter-regional)	-	-	-	-	-	-	284.01	-	-	-	-	-	-	-	-	-	-

Canadian International Assistance by Recipient

D2: Bilateral International Assistance

This table includes ODA and other official assistance expenditures in \$ millions.

Recipient Country	Geographic Programs		Global Issues and Development		Global Affairs Canada								Other government departments								TOTAL
	Country and regional programs	Humanitarian assistance programs	Global Initiatives	Global Initiatives	Partnerships for Development Innovation	International Security and Crisis Response	Other (1)	TOTAL - Global Affairs Canada	Finance Canada	International Development Research Centre	Royal Canadian Mounted Police	Public Health Agency of Canada	National Defence	Environment and Climate Change Canada	Provinces and municipalities (2)	Others (3)	TOTAL - Other government departments				
North Africa	33.31	4.87	0.92	0.71	1.57	0.96	42.34	-	1.32	0.01	-	-	-	-	0.08	-	1.41	43.75			
Country-allocable	-	-	-	-	-	-	0.08	0.08	-	0.02	-	-	-	-	-	-	0.02	0.10			
Algeria	-	-	-	-	-	-	0.08	0.08	-	0.02	-	-	-	-	-	-	0.02	0.10			
Egypt	12.07	1.73	0.02	0.15	0.48	-	14.46	-	0.26	-	-	-	-	-	-	-	0.26	14.72			
Libya	-	1.47	-	-	0.10	-	1.57	-	0.01	-	-	-	-	-	-	-	0.01	1.58			
Mauritania	-	0.30	0.86	-	0.07	-	1.24	-	-	-	-	-	-	-	-	-	-	1.24			
Morocco	8.18	-	0.02	0.14	0.13	-	8.46	-	0.14	-	-	-	-	-	-	-	0.14	8.60			
Tunisia	-	-	-	0.39	0.53	-	0.92	-	0.29	-	-	-	-	-	0.08	-	0.38	1.30			
Region-allocable	13.06	1.37	0.02	0.04	0.17	0.95	15.61	-	0.62	-	-	-	-	-	-	-	0.62	16.23			
Maghreb	-	-	-	-	-	-	15.61	-	0.62	-	-	-	-	-	-	-	0.62	16.23			
Africa - Total	662.36	337.61	154.61	116.40	18.65	86.93	1,376.56	-	54.59	0.15	5.94	0.25	0.05	8.97	0.23	70.17	1,446.73				
Middle East	62.01	256.68	0.62	0.64	15.56	16.98	352.49	-	2.56	1.10	-	4.30	-	-	0.11	-	8.07	360.56			
Country-allocable	-	-	-	-	-	-	105.14	-	0.04	-	-	-	-	-	-	-	0.04	105.18			
Iraq	2.67	96.76	-	-	5.71	-	105.14	-	0.04	-	-	-	-	-	-	-	0.04	105.18			
Jordan	31.26	45.01	0.02	0.27	7.01	-	83.57	-	-	-	-	-	-	-	0.02	-	0.02	83.60			
Lebanon	-	42.50	-	-	0.20	-	42.69	-	0.46	-	-	-	-	-	-	-	0.46	43.16			
Syria	-	59.01	-	-	0.21	-	59.22	-	0.17	-	-	-	-	-	0.02	-	0.19	59.42			
West Bank and Gaza	24.62	2.91	0.02	0.34	0.83	-	28.72	-	0.05	1.10	-	-	-	0.07	-	-	1.22	29.94			
Yemen	-	9.46	0.31	-	0.26	-	10.03	-	0.09	-	-	-	-	-	-	-	0.09	10.12			
Region-allocable	3.46	1.03	0.27	0.03	1.34	16.98	23.11	-	1.74	-	-	4.30	-	-	-	-	6.04	29.14			
Middle East	-	-	-	-	-	-	23.11	-	1.74	-	-	4.30	-	-	-	-	6.04	29.14			

Canadian International Assistance by Recipient

D2: Bilateral International Assistance

This table includes ODA and other official assistance expenditures in \$ millions.

Recipient Country	Geographic Programs		Global Affairs Canada				Other government departments								TOTAL		
	Country and regional programs	Humanitarian assistance programs	Global Issues and Development	Partnerships for Development Innovation	International Security and Crisis Response	Other (1)	TOTAL - Global Affairs Canada	Finance Canada	International Development Research Centre	Royal Canadian Mounted Police	Public Health Agency of Canada	National Defence	Environment and Climate Change Canada	Provinces and municipalities (2)		Others (3)	TOTAL - Other government departments
Asia	286.61	75.64	59.42	36.61	94.49	39.24	592.00	-	29.52	0.06	-	0.39	1.60	2.99	0.68	35.18	627.18
Country-allocable																	
Algeria	115.32	14.06	0.28	3.25	55.51	-	188.42	-	-	0.06	-	-	-	0.04	-	0.10	188.52
Bangladesh	58.59	0.83	4.75	5.23	0.20	-	69.59	-	0.56	-	-	-	-	0.16	-	0.73	70.32
Bhutan	1.50	-	-	0.14	0.14	-	0.04	-	0.04	-	-	-	-	-	-	0.04	1.68
Burma (Myanmar)	0.78	6.42	0.22	0.04	1.49	-	8.95	-	0.77	-	-	-	-	0.01	-	0.78	9.73
Cambodia	-	-	1.50	2.92	1.25	-	5.66	-	0.46	-	-	-	-	0.19	-	0.65	6.31
China	0.11	-	-	-	0.91	0.32	1.35	-	1.42	-	-	-	1.60	1.24	0.64	4.91	6.25
Fiji	-	-	-	-	0.04	-	0.04	-	-	-	-	-	-	-	-	0.01	0.04
India	-	-	0.40	4.09	0.14	0.34	4.97	-	2.47	-	-	-	-	0.64	-	3.11	8.08
Indonesia	22.02	-	-	2.96	3.38	0.01	28.37	-	0.72	-	-	-	-	-	-	0.72	29.09
Iran	-	-	-	-	1.92	-	1.92	-	-	-	-	-	-	0.19	-	0.19	2.10
Kazakhstan	-	-	-	-	0.11	-	0.11	-	-	-	-	-	-	-	-	-	0.11
Kiribati	-	-	-	-	0.04	-	0.04	-	-	-	-	-	-	-	-	-	0.04
Korea, Democratic Peoples' Republic	-	2.73	0.02	-	-	-	2.75	-	-	-	-	-	-	-	-	-	2.75
Kyrgyzstan	-	-	-	0.76	-	-	0.76	-	-	-	-	-	-	-	-	-	0.76
Laos	-	-	-	0.52	1.49	-	2.02	-	0.12	-	-	-	-	-	-	0.12	2.15
Malaysia	-	-	-	-	1.03	-	1.03	-	0.06	-	-	-	-	-	-	0.06	1.09
Maldives	-	-	-	-	0.15	-	0.15	-	-	-	-	-	-	-	-	-	0.15
Marshall Islands	-	-	-	-	0.03	-	0.03	-	-	-	-	-	-	-	-	-	0.03
Micronesia	-	-	-	-	0.03	-	0.03	-	-	-	-	-	-	-	-	-	0.03
Mongolia	-	-	-	0.03	0.13	-	0.17	-	-	-	-	-	-	-	-	-	0.17
Nauru	-	-	-	-	0.03	-	0.03	-	-	-	-	-	-	-	-	-	0.03
Nepal	-	0.50	0.10	1.62	0.14	-	2.37	-	0.35	-	-	-	-	0.10	-	0.45	2.82
Niue	-	-	-	-	0.04	-	0.04	-	-	-	-	-	-	-	-	-	0.04
Pakistan	26.97	11.96	-	3.63	1.09	-	43.65	-	0.76	-	-	-	-	0.07	-	0.83	44.48
Palau	-	-	-	-	0.03	-	0.03	-	-	-	-	-	-	-	-	-	0.03
Papua New Guinea	-	-	-	-	0.03	-	0.03	-	-	-	-	-	-	-	-	-	0.03
Philippines	8.79	8.67	-	1.24	2.32	-	21.02	-	0.23	-	-	0.39	-	0.04	-	0.65	21.68
Samoa	-	-	-	-	0.04	-	0.04	-	-	-	-	-	-	-	-	-	0.04
Solomon Islands	-	-	-	-	0.03	-	0.03	-	-	-	-	-	-	-	-	-	0.03
Sri Lanka	5.95	2.33	-	0.57	0.63	-	9.48	-	0.58	-	-	-	-	0.02	-	0.59	10.07
Tajikistan	-	-	-	1.24	0.16	-	1.37	-	0.03	-	-	-	-	-	-	0.03	1.40
Thailand	-	-	-	0.01	0.75	-	0.76	-	0.39	-	-	-	-	-	-	0.39	1.15
Timor-Leste	-	-	-	0.27	0.03	-	0.30	-	0.24	-	-	-	-	-	-	0.24	0.55
Tuvalu	-	-	-	-	0.04	-	0.04	-	-	-	-	-	-	-	-	-	0.04
Tokelau	-	-	-	-	0.04	-	0.04	-	-	-	-	-	-	-	-	-	0.04
Tonga	-	-	-	-	0.04	-	0.04	-	-	-	-	-	-	-	-	-	0.04
Tuvalu	-	-	-	-	0.04	-	0.04	-	-	-	-	-	-	-	-	-	0.04
Vanuatu	-	0.50	-	-	0.03	-	0.53	-	-	-	-	-	-	-	-	-	0.53
Vietnam	18.56	-	-	3.43	1.52	0.02	23.53	-	0.83	-	-	-	-	0.23	0.05	1.11	24.64
Region-allocable																	
Southern Asia	-	-	-	-	-	-	-	-	2.95	-	-	-	-	-	-	2.95	2.95
Southeastern Asia	7.24	-	0.03	-	2.18	-	9.45	-	-	-	-	-	-	-	-	-	9.45
Asia (Inter-regional)	22.28	26.14	52.11	4.82	17.34	38.53	161.21	-	16.52	-	-	-	-	-	-	16.52	177.73

Canadian International Assistance by Recipient

D2: Bilateral International Assistance

This table includes ODA and other official assistance expenditures in \$ millions.

Recipient Country	Global Affairs Canada										Other government departments								TOTAL
	Geographic Programs		Global Issues and Development		Partnerships for Development Innovation	International Security and Crisis Response	Other (1)	TOTAL - Global Affairs Canada		Finance Canada	International Development Research Centre	Royal Canadian Mounted Police	Public Health Agency of Canada	National Defence	Environment and Climate Change Canada	Provinces and municipalities (2)	Others (3)	TOTAL - Other government departments	
	Country and regional programs	Humanitarian assistance programs	Global Initiatives	Global Programs				Country and regional programs	Humanitarian assistance programs										
Eastern Europe	52.59	29.43	4.56	2.21	42.80	10.65	142.25	400.00	0.04	0.01	-	-	-	0.20	-	-	400.25	542.50	
Country-allocable																			
Albania	-	-	-	-	0.12	-	0.12	-	-	-	-	-	-	-	-	-	-	-	0.12
Azerbaijan	-	-	-	-	0.19	-	0.19	-	-	-	-	-	-	-	-	-	-	-	0.19
Belarus	-	-	-	-	0.12	-	0.12	-	-	-	-	-	-	-	-	-	-	-	0.12
Bosnia and Herzegovina	-	0.67	-	-	0.16	-	0.83	-	-	-	-	-	-	-	-	-	-	-	0.83
Georgia	-	-	-	-	0.19	-	0.19	-	-	-	-	-	-	-	-	-	-	-	0.19
Kosovo	-	-	-	-	0.19	-	0.19	-	-	-	-	-	-	-	-	-	-	-	0.19
Moldova	-	-	-	-	0.50	-	0.50	-	-	-	-	-	-	0.01	-	-	0.01	-	0.51
Montenegro	-	-	-	-	0.07	-	0.07	-	-	-	-	-	-	-	-	-	-	-	0.07
Macedonia	-	-	-	-	0.07	-	0.07	-	-	-	-	-	-	-	-	-	-	-	0.07
Russia	-	-	-	-	0.06	-	0.06	-	-	-	-	-	-	-	-	-	-	-	0.06
Serbia	1.00	0.17	-	-	0.24	-	1.24	-	0.04	-	-	-	-	-	-	-	-	-	1.24
Turkey	-	9.05	-	-	0.24	-	9.31	-	-	-	-	-	-	-	-	-	-	-	9.35
Ukraine	48.93	17.68	0.02	1.98	37.13	-	105.76	400.00	-	0.01	-	-	-	0.17	-	-	400.18	505.93	
Region-allocable	2.66	1.86	4.52	0.23	3.68	10.65	23.59	-	-	-	-	-	-	0.02	-	-	0.02	23.61	
Europe (inter-regional)																			
Unallocable (4)	0.10	-	1.51	24.55	12.07	3.34	41.57	10.00	80.28	7.65	-	-	-	10.00	464.04	-	572.40	613.97	
Bilateral International Assistance	1,285.64	726.48	242.37	217.62	200.27	191.70	2,864.08	410.00	193.67	25.94	4.94	5.94	4.94	2.26	27.20	465.81	1,135.77	3,999.84	

(1) Other: Includes Strategic Policy and Summits Branch, International Business Development and Innovation Branch, Services Rendered Abroad, and corporate operations and management costs of non-programming branches.

(2) Provinces and Municipalities include international assistance provided by Manitoba, Alberta, British Columbia, Newfoundland and Labrador, Ontario, Quebec, Yukon Territory and the Federation of Canadian Municipalities.

(3) Other government departments include international assistance provided by Employment and Social Development Canada, Natural Resources Canada and Parks Canada, as well as unallocable costs that cannot be directly or indirectly traced to a recipient country (such as imparted foreign student subsidies (\$172.22M) federal and provincial refugee costs (\$271.05M) and various operations and management costs).

(4) Unallocable or non-allocable aid. When aid disbursements cannot be identified for any particular recipient or sector, (e.g. costs of refugees in Canada) the disbursement is referred to as unallocable or non-allocable.

Canadian International Assistance by Recipient

D3: Multilateral International Assistance

Multilateral aid in a given year is not exactly imputable to donors' contributions in that year, no matter what methodology is used. See definition of "multilateral aid" in the Glossary for the complete explanation. This table includes ODA and other official assistance expenditures in \$ millions.

Recipient Country	Global Affairs Canada					Other government departments					TOTAL	
	Humanitarian assistance organizations (1)	Regional development banks	UN development organizations (2)	Other multilateral organizations (3)	TOTAL - Global Affairs Canada	Finance Canada	Environment and Climate Change Canada	Provinces and municipalities	Public Health Agency of Canada	Others (4)		TOTAL - Other government departments
Africa												
Sub-Saharan Africa	44.89	102.79	265.37	27.07	440.12	481.61	-	-	-	-	481.61	921.73
Country-allocable												
Angola	-	0.42	0.97	0.09	1.48	4.03	-	-	-	-	4.03	5.51
Benin	0.03	2.70	4.23	0.07	7.03	9.92	-	-	-	-	9.92	16.95
Botswana	-	-	0.51	-	0.51	-	-	-	-	-	-	0.51
Burkina Faso	0.47	1.56	2.86	0.29	5.19	16.77	-	-	-	-	16.77	21.96
Burundi	0.67	1.84	3.36	0.10	5.97	4.12	-	-	-	-	4.12	10.09
Cameroon	0.30	3.58	3.05	0.16	7.09	9.34	-	-	-	-	9.34	16.42
Cape Verde	-	0.22	0.45	-	0.66	1.71	-	-	-	-	1.71	2.37
Central African Republic	0.94	1.27	1.87	0.03	4.11	5.63	-	-	-	-	5.63	9.74
Chad	0.84	0.62	3.12	0.06	4.64	3.07	-	-	-	-	3.07	7.71
Comoros	-	0.46	0.70	-	1.16	0.73	-	-	-	-	0.73	1.89
Congo	0.08	0.30	0.78	-	1.16	1.12	-	-	-	-	1.12	2.27
Congo, Democratic Republic	1.42	5.26	12.65	0.76	20.07	32.73	-	-	-	-	32.73	52.80
Côte d'Ivoire	0.21	2.95	6.85	0.29	10.30	14.56	-	-	-	-	14.56	24.86
Djibouti	0.42	0.07	0.55	-	1.04	0.84	-	-	-	-	0.84	1.88
Equatorial Guinea	-	-	0.17	-	0.17	-	-	-	-	-	-	0.17
Eritrea	-	0.28	4.04	0.02	4.34	-	-	-	-	-	-	4.34
Ethiopia	3.64	9.07	13.54	0.88	27.14	58.48	-	-	-	-	58.48	85.61
Gabon	-	-	0.49	-	0.49	-	-	-	-	-	-	0.49
Gambia	-	0.86	1.71	0.03	2.60	1.21	-	-	-	-	1.21	3.81
Ghana	0.02	5.39	4.39	0.19	10.00	25.01	-	-	-	-	25.01	35.00
Guinea	0.20	2.30	3.26	0.04	5.80	7.68	-	-	-	-	7.68	13.48
Guinea-Bissau	0.01	0.40	1.13	0.02	1.55	1.17	-	-	-	-	1.17	2.72
Kenya	1.23	12.10	12.47	0.20	26.00	37.31	-	-	-	-	37.31	63.31
Lesotho	-	0.04	1.56	0.01	1.61	0.84	-	-	-	-	0.84	2.45
Liberia	0.11	0.62	3.59	0.03	4.34	6.67	-	-	-	-	6.67	11.01
Madagascar	0.49	1.69	2.67	0.16	5.01	10.87	-	-	-	-	10.87	15.88
Malawi	0.49	2.01	9.00	0.11	11.61	11.87	-	-	-	-	11.87	23.48
Mali	2.24	0.79	6.79	0.07	9.89	10.93	-	-	-	-	10.93	20.82
Mauritius	-	-	0.86	-	0.86	-	-	-	-	-	-	0.86
Mozambique	0.41	4.43	10.48	0.20	15.52	23.91	-	-	-	-	23.91	39.42
Namibia	-	-	2.26	-	2.26	-	-	-	-	-	-	2.26
Niger	3.42	1.40	5.49	0.15	10.45	10.01	-	-	-	-	10.01	20.47
Nigeria	-	1.72	23.74	0.59	26.06	59.49	-	-	-	-	59.49	85.54
Rwanda	0.31	3.23	13.60	0.12	17.26	13.36	-	-	-	-	13.36	30.62
Sao Tome and Principe	0.05	0.19	0.73	-	0.96	0.10	-	-	-	-	0.10	1.06
Senegal	0.25	1.10	4.24	0.14	5.73	13.38	-	-	-	-	13.38	19.11
Seychelles	-	-	0.07	-	0.07	-	-	-	-	-	-	0.07
Sierra Leone	0.03	3.06	4.26	0.06	7.41	8.08	-	-	-	-	8.08	15.49
Somalia	0.49	0.05	3.20	0.03	3.76	-	-	-	-	-	-	3.76
South Africa	0.07	-	8.73	-	8.80	-	-	-	-	-	-	8.80
Sudan	0.13	0.20	10.05	0.45	10.83	-	-	-	-	-	-	10.83
South Sudan	1.07	0.15	3.39	0.01	4.61	1.95	-	-	-	-	1.95	6.56
Swaziland	0.08	-	0.92	-	1.00	-	-	-	-	-	-	1.00
Tanzania	0.53	9.41	18.26	0.66	28.87	43.88	-	-	-	-	43.88	72.75
Togo	-	1.09	2.63	0.07	3.79	4.07	-	-	-	-	4.07	7.86
Uganda	0.79	6.28	7.70	0.27	15.05	15.66	-	-	-	-	15.66	30.71
Zambia	0.20	1.58	7.15	0.04	8.97	7.34	-	-	-	-	7.34	16.31
Zimbabwe	1.96	0.43	11.06	0.06	13.51	-	-	-	-	-	-	13.51
Region-allocable												
Sub-Saharan Africa (inter-regional)	21.30	11.70	19.80	20.61	73.41	3.79	-	-	-	-	3.79	77.19
North Africa	9.10	0.31	6.12	0.06	15.59	1.57	-	-	-	-	1.57	17.16
Country-allocable												
Algeria	0.97	-	0.33	-	1.30	-	-	-	-	-	-	1.30
Egypt	0.62	-	1.22	-	1.84	-	-	-	-	-	-	1.84
Libya	1.58	-	0.09	-	1.67	-	-	-	-	-	-	1.67
Mauritania	0.49	0.31	0.89	0.06	1.74	1.57	-	-	-	-	1.57	3.31
Morocco	0.94	-	2.61	-	3.56	-	-	-	-	-	-	3.56
Tunisia	1.14	-	0.97	-	2.11	-	-	-	-	-	-	2.11
Region-allocable												
Maghreb	3.37	-	-	-	3.37	-	-	-	-	-	-	3.37
Africa - Total	53.99	103.10	271.49	27.13	455.71	483.18	-	-	-	-	483.18	938.89
Middle East	8.99	-	8.20	0.34	17.53	15.47	0.01	-	-	-	15.48	33.01
Country-allocable												
Iraq	0.20	-	0.98	-	1.19	4.70	-	-	-	-	4.70	5.88
Jordan	1.02	-	0.90	-	1.92	-	0.01	-	-	-	0.01	1.93
Lebanon	2.88	-	1.53	-	4.41	-	-	-	-	-	-	4.41
Syria	1.93	-	0.44	-	2.37	-	-	-	-	-	-	2.37
West Bank and Gaza	0.58	-	0.61	-	1.19	-	-	-	-	-	-	1.19
Yemen	2.36	-	1.95	0.34	4.65	10.78	-	-	-	-	10.78	15.43
Region-allocable												
Middle East	0.02	-	1.79	-	1.81	-	-	-	-	-	-	1.81

Canadian International Assistance by Recipient

D3: Multilateral International Assistance

Multilateral aid in a given year is not exactly imputable to donors' contributions in that year, no matter what methodology is used. See definition of "multilateral aid" in the Glossary for the complete explanation. This table includes ODA and other official assistance expenditures in \$ millions.

Recipient Country	Global Affairs Canada					Other government departments						TOTAL
	Humanitarian assistance organizations (1)	Regional development banks	UN development organizations (2)	Other multilateral organizations (3)	TOTAL - Global Affairs Canada	Finance Canada	Environment and Climate Change Canada	Provinces and municipalities	Public Health Agency of Canada	Others (4)	TOTAL - Other government departments	
Asia	13.72	82.01	124.91	21.05	241.68	395.24	1.10	-	-	-	396.34	638.03
Country-allocable												
Afghanistan	0.42	3.23	4.35	0.35	8.34	11.01	-	-	-	-	11.01	19.35
Bangladesh	0.77	14.39	4.81	0.28	20.25	52.05	-	-	-	-	52.05	72.30
Bhutan	0.03	2.42	0.68	-	3.14	0.45	-	-	-	-	0.45	3.59
Burma (Myanmar)	-	0.07	8.51	0.34	8.92	2.04	-	-	-	-	2.04	10.96
Cambodia	0.30	3.22	5.85	0.04	9.41	2.67	-	-	-	-	2.67	12.08
China (5)	-	0.75	10.33	-	11.08	-	0.95	-	-	-	0.95	12.03
Cook Islands	-	0.01	0.12	-	0.13	-	-	-	-	-	-	0.13
Fiji	-	0.01	0.37	0.06	0.44	-	-	-	-	-	-	0.44
India (6)	0.03	0.17	17.92	0.73	18.85	101.44	0.03	-	-	-	101.46	120.31
Indonesia	0.13	0.25	6.16	0.03	6.57	-0.21	0.03	-	-	-	-0.18	6.40
Iran (7)	0.20	-	1.37	-	1.57	-	-	-	-	-	-	1.57
Kazakhstan	-	0.01	1.29	-	1.29	-	-	-	-	-	-	1.29
Kiribati	-	0.23	0.07	0.06	0.36	0.86	-	-	-	-	0.86	1.22
Korea, Democratic People's Republic	0.53	-	1.94	0.03	2.50	-	-	-	-	-	-	2.50
Kyrgyzstan	0.11	2.07	1.46	0.02	3.66	3.74	-	-	-	-	3.74	7.40
Laos	0.10	2.55	2.07	0.07	4.79	2.30	-	-	-	-	2.30	7.09
Malaysia	-	-	0.56	-	0.56	-	-	-	-	-	-	0.56
Maldives	-	0.07	0.62	-	0.69	0.24	-	-	-	-	0.24	0.93
Marshall Islands	-	-	0.02	-	0.03	-	-	-	-	-	-	0.03
Micronesia	-	0.08	0.04	-	0.12	-	-	-	-	-	-	0.12
Mongolia	-	1.95	1.21	-	3.16	1.07	-	-	-	-	1.07	4.22
Nauru	-	0.07	0.01	0.06	0.14	-	-	-	-	-	-	0.14
Nepal	0.87	4.86	3.13	0.11	8.96	13.95	-	-	-	-	13.95	22.91
Niue	-	-	0.01	-	0.01	-	-	-	-	-	-	0.01
Palau	-	0.01	0.02	-	0.03	-	-	-	-	-	-	0.03
Pakistan	0.11	16.70	5.64	0.65	23.10	93.62	-	-	-	-	93.62	116.72
Papua New Guinea	-	1.81	1.97	0.10	3.87	2.07	-	-	-	-	2.07	5.94
Philippines	0.08	0.11	4.35	-	4.53	-	-	-	-	-	-	4.54
Samoa	-	0.25	0.83	0.06	1.14	0.31	-	-	-	-	0.31	1.45
Solomon Islands	-	0.23	0.38	0.06	0.68	0.24	-	-	-	-	0.24	0.92
Sri Lanka	0.07	4.29	1.24	0.01	5.61	11.63	-	-	-	-	11.63	17.24
Tajikistan	0.21	2.73	1.92	0.02	4.88	1.61	-	-	-	-	1.61	6.49
Thailand	0.10	0.01	4.78	-	4.90	-	-	-	-	-	-	4.90
Timor-Leste	0.12	0.58	1.10	0.01	1.81	0.32	-	-	-	-	0.32	2.13
Tokelau	-	-	0.01	-	0.01	-	-	-	-	-	-	0.01
Tonga	-	0.08	0.07	0.06	0.21	1.07	-	-	-	-	1.07	1.28
Turkmenistan	-	-	0.58	-	0.58	-	-	-	-	-	-	0.58
Tuvalu	-	-	0.21	0.06	0.27	0.33	-	-	-	-	0.33	0.59
Uzbekistan	-	3.05	2.10	0.13	5.27	4.93	-	-	-	-	4.93	10.20
Vanuatu	-	0.02	0.07	0.06	0.15	-	-	-	-	-	-	0.15
Vietnam	-	14.20	6.53	0.17	20.90	87.37	0.06	-	-	-	87.43	108.33
Region-allocable												
Central Asia	-	-	-	-	-	0.08	-	-	-	-	0.08	0.08
Southern Asia	-	-	0.78	-	0.78	-	-	-	-	-	-	0.78
Southeastern Asia	-	0.02	0.62	-	0.64	0.04	-	-	-	-	0.04	0.69
Asia (inter-regional)	9.52	1.51	18.82	17.51	47.36	0.03	0.03	-	-	-	0.06	47.42

Canadian International Assistance by Recipient

D3: Multilateral International Assistance

Multilateral aid in a given year is not exactly imputable to donors' contributions in that year, no matter what methodology is used. See definition of "multilateral aid" in the Glossary for the complete explanation

This table includes ODA and other official assistance expenditures in \$ millions.

Recipient Country	Global Affairs Canada					Other government departments					TOTAL	
	Humanitarian assistance organizations (1)	Regional development banks	UN development organizations (2)	Other multilateral organizations (3)	TOTAL - Global Affairs Canada	Finance Canada	Environment and Climate Change Canada	Provinces and municipalities	Public Health Agency of Canada	Others (4)		TOTAL - Other government departments
Americas	5.20	34.42	45.07	31.44	116.13	26.49	-	-	14.33	-	40.82	156.96
Country-allocable												
Antigua and Barbuda	-	0.09	0.03	-	0.12	-	-	-	-	-	-	0.12
Argentina	-	0.05	1.13	-	1.18	-	-	-	-	-	-	1.18
Belize	-	1.12	0.09	-	1.20	-	-	-	-	-	-	1.20
Bolivia	0.24	2.84	0.97	0.01	4.06	6.46	-	-	-	-	6.46	10.51
Brazil	-	0.12	3.03	-	3.15	-	-	-	-	-	-	3.15
Chile	-	0.03	0.56	-	0.58	-	-	-	-	-	-	0.58
Colombia	0.20	0.09	2.19	-	2.48	-	-	-	-	-	-	2.48
Costa Rica	-	0.03	0.71	-	0.75	-	-	-	-	-	-	0.75
Cuba	-	-	0.78	0.01	0.79	-	-	-	-	-	-	0.79
Dominica	-	0.72	0.01	-	0.72	0.05	-	-	-	-	0.05	0.77
Dominican Republic	-	0.04	1.59	-	1.62	-	-	-	-	-	-	1.62
Ecuador	0.06	0.06	1.32	-	1.43	-	-	-	-	-	-	1.43
El Salvador	0.18	0.03	0.44	-	0.66	-	-	-	-	-	-	0.66
Grenada	-	1.34	0.04	-	1.37	1.09	-	-	-	-	1.09	2.46
Guatemala	0.38	0.11	1.69	-	2.18	-	-	-	-	-	-	2.18
Guyana	-	2.13	0.35	-	2.48	0.49	-	-	-	-	0.49	2.97
Haiti	0.51	6.43	4.65	0.01	11.60	5.06	-	-	-	-	5.06	16.66
Honduras	0.15	2.81	0.84	0.02	3.82	8.56	-	-	-	-	8.56	12.38
Jamaica	-	3.75	0.18	-	3.93	-	-	-	-	-	-	3.93
Mexico	-	0.12	2.59	-	2.72	-	-	-	-	-	-	2.72
Montserrat	-	0.16	-	-	0.16	-	-	-	-	-	-	0.16
Nicaragua	0.11	1.61	1.54	0.03	3.29	4.19	-	-	-	-	4.19	7.48
Panama	0.14	0.03	0.34	-	0.51	-	-	-	-	-	-	0.51
Paraguay	0.01	0.46	0.58	-	1.05	-	-	-	-	-	-	1.05
Peru	-	0.07	1.16	-	1.23	-	-	-	-	-	-	1.23
Saint Lucia	-	1.35	0.01	-	1.36	0.36	-	-	-	-	0.36	1.72
Saint Vincent and the Grenadines	-	0.61	0.02	-	0.63	0.22	-	-	-	-	0.22	0.85
Suriname	-	0.02	0.13	-	0.14	-	-	-	-	-	-	0.14
Uruguay	-	0.02	0.33	-	0.35	-	-	-	-	-	-	0.35
Venezuela	-	0.01	0.36	-	0.36	-	-	-	-	-	-	0.36
Region-allocable												
Caribbean	-	1.25	0.34	-	1.59	0.02	-	-	-	-	0.02	1.61
Central America	1.22	0.56	1.27	-	3.05	-	-	-	-	-	-	3.05
South America	-	0.10	1.58	-	1.68	-	-	-	14.33	-	14.33	16.02
Americas (inter-regional)	2.01	6.28	14.24	31.36	53.88	-	-	-	-	-	-	53.88
Eastern Europe	0.89	6.31	29.28	12.00	48.48	14.03	-	-	-	-	14.03	62.51
Country-allocable												
Albania	-	-	0.31	-	0.31	1.23	-	-	-	-	1.23	1.54
Armenia	-	2.52	0.95	0.01	3.48	1.10	-	-	-	-	1.10	4.57
Azerbaijan	-	0.06	1.73	0.02	1.80	3.50	-	-	-	-	3.50	5.30
Belarus	-	-	1.20	-	1.20	-	-	-	-	-	-	1.20
Bosnia and Herzegovina	-	-	1.16	-	1.16	1.35	-	-	-	-	1.35	2.50
Georgia	-	3.73	1.58	-	5.32	3.35	-	-	-	-	3.35	8.67
Kosovo	-	-	0.41	-	0.41	0.84	-	-	-	-	0.84	1.25
Macedonia, Former Yugoslav Republic	-	-	0.45	-	0.45	-	-	-	-	-	-	0.45
Moldova	-	-	1.20	0.01	1.21	2.62	-	-	-	-	2.62	3.83
Montenegro	-	-	0.42	-	0.42	-	-	-	-	-	-	0.42
Serbia	-	-	0.40	-	0.40	0.05	-	-	-	-	0.05	0.45
Turkey	0.38	-	0.42	-	0.80	-	-	-	-	-	-	0.80
Ukraine	-	-	5.24	-	5.24	-	-	-	-	-	-	5.24
Region-allocable												
Europe (inter-regional)	0.51	-	13.81	11.97	26.29	-	-	-	-	-	-	26.29
Unallocable	-	-	-	-	-	-	5.19	6.22	-	1.30	12.71	12.71
Other Countries Reported as "Unallocable"												
Global/Unallocable	-	-	-	-	-	-	5.19	6.22	-	1.30	12.71	12.71
Multilateral International Assistance (8)	82.78	225.84	478.95	91.96	879.53	934.42	6.30	6.22	14.33	1.30	962.58	1,842.11

(1) Humanitarian assistance organizations includes certain UN organizations which are primarily focused on providing humanitarian assistance.

(2) "UN organizations" excludes UN organizations that are focused on providing humanitarian assistance, which have been accounted for in the "Humanitarian assistance organizations" column.

(3) Includes UN peacekeeping missions.

(4) Other government departments include international assistance provided by Public Health Agency of Canada, Transport Canada, and Innovation, Science and Economic Development Canada.

(5) China received a significant amount of multilateral aid from organizations Canada supports, such as the Global Environment Facility, the Global Fund to Fight AIDS, Tuberculosis and Malaria, and the Montreal Protocol.

(6) The majority of assistance provided to India represents the estimated portion of Canada's institutional support to multilateral organizations such as the International Development Association (IDA) and the Global Fund to Fight AIDS, Tuberculosis and Malaria.

(7) Assistance provided to Iran represents the estimated portion of Canada's institutional support to multilateral organizations such as the World Food Program, the Global Fund to Fight AIDS, Tuberculosis and Malaria and the Global Environment Facility.

(8) Multilateral aid in a given year is not exactly imputable to donors' contributions in that year, no matter what methodology is used. See definition of "multilateral aid" in the Glossary for the complete explanation.

Appendix 1

Repayments of Loans issued by Global Affairs Canada

In \$ millions

Bilateral Loans	20.94
Africa	4.54
Algeria	0.86
Morocco	0.38
Tunisia	3.30
Americas	0.90
Argentina	0.02
Bolivia	0.04
Chile	0.15
Colombia	0.03
Dominican Republic	0.24
Ecuador	0.30
Guatemala	0.10
Mexico	0.00
Paraguay	0.02
Peru	0.00
Asia	15.47
Indonesia	10.31
Malaysia	0.06
Philippines	0.10
Sri Lanka	4.33
Thailand	0.67
Europe	0.03
Malta	0.03
Multilateral Loans	0.33
African Development Bank	0.13
Inter-American Development Bank	0.08
Andean Development Corporation	0.13
Total	21.27

This table refers to repayments of loans issued by Global Affairs Canada for development-related purposes.

Bilateral loans - Refers to repayments of loans granted by Global Affairs Canada to developing countries prior to 1986.

Multilateral loans - Refers to repayments of loans granted by Global Affairs Canada to the Andean Development Corporation, the African Development Bank and the Inter-American Development Bank.

Note that loan repayments for previous ODA loans provided by Canada are shown as negative amounts in some OECD-DAC reports, as these were counted as ODA when they were granted.

Appendix 2

Repayments of Loans issued by EDC

In \$ millions

Bilateral Loans

Africa	3.07
Algeria	0.13
Egypt	0.35
Morocco	2.59
Americas	0.23
Jamaica	0.23
Asia	21.74
China	18.42
India	0.23
Indonesia	3.09
Europe	3.45
Turkey	3.45
Total	28.49

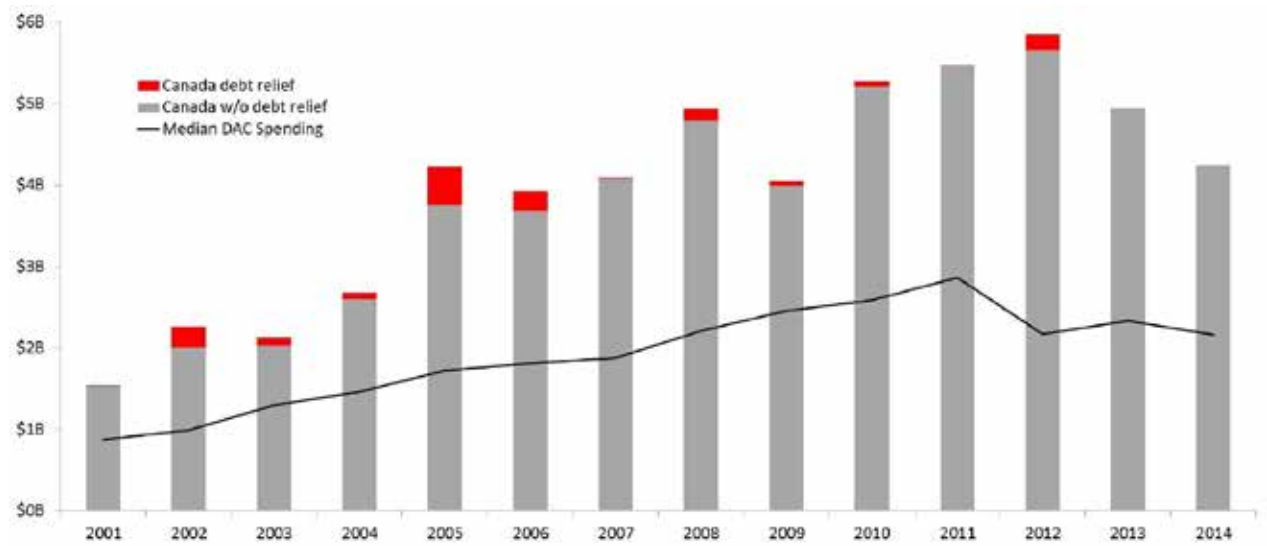
Export Development Corporation under Section 23 of the Export Development Canada Act reports ODA concessional sovereign loans. These concessional credits, meeting approved development criteria are not considered part of the regular aid program budget (International Assistance Envelope).

Note that loan repayments for previous ODA loans provided by Canada are shown as negative amounts in some OECD-DAC reports, as these were counted as ODA when they were granted.

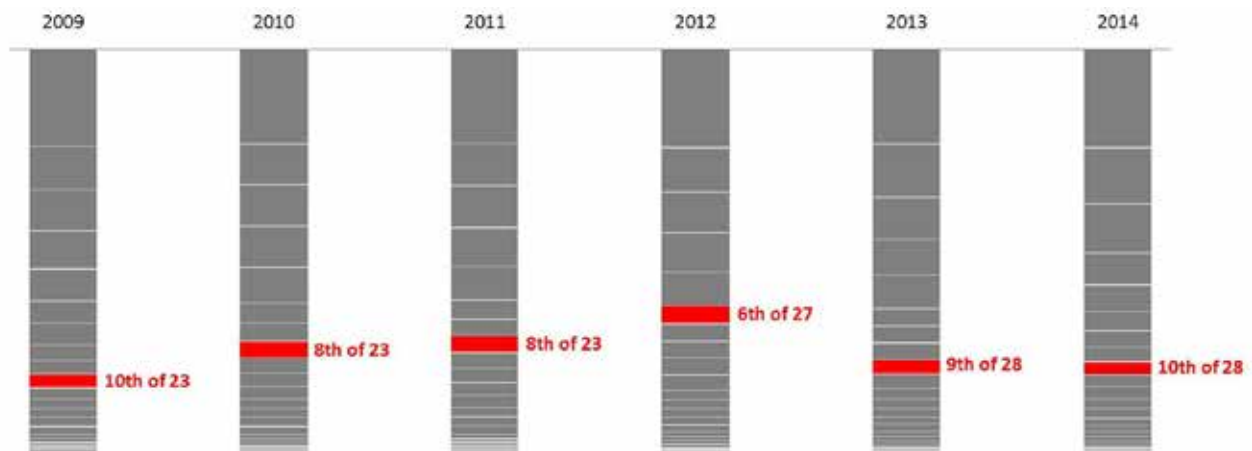
Appendix 3

Global Review of Canadian International Assistance

Canada's International Assistance trend



Canada's ranking among OECD-DAC donors



Source: OECD-DAC

Appendix 4

Canadian federal programs, other official assistance by recipient

This table includes other official assistance expenditures in \$ thousands.

RECIPIENT COUNTRY	Department of Foreign Affairs, Trade and Development							Royal Canadian Mounted Police	TOTAL
	Geographic Programs	Global Partnership Program	Anti-Crime Capacity Building Program	Counter-Terrorism Capacity Building Program	Global Peace and Security Fund	Office of Religious Freedom	Other Bilateral Programs (1)		
Sub-Saharan Africa	812.69	2,195.78	272.52	1,127.82	350.27	20.00	5,442.98	-	10,222.06
Ghana	-	1,002.50	109.19	-	-	-	-	-	1,111.69
Guinea	-	-	10.00	-	-	-	-	-	10.00
Nigeria	-	16.55	-	305.87	-	-	-	-	322.42
Senegal	-	-	185.69	-	-	-	-	-	185.69
Sub-Saharan Africa (inter-regional)	812.69	1,176.73	-32.36	821.95	350.27	20.00	5,442.98	-	8,592.26
North Africa	0.94	-	4.83	55.54	64.56	-	71.89	-	197.75
Morocco	-	-	-	50.06	-	-	-	-	50.06
Maghreb	0.94	-	4.83	5.47	64.56	-	71.89	-	147.69
Middle East	3.66	7,190.26	5.12	272.31	5,539.19	-	784.57	-	13,795.11
Iraq	-	4.38	-	-	5,147.17	-	-	-	5,151.55
Jordan	-	6,775.36	-	128.07	-	-	-	-	6,903.43
Lebanon	-	4.38	-	-	-	-	-	-	4.38
Tunisia	-	-	-	-	30.68	-	-	-	30.68
United Arab Emirates	-	-	-	50.06	-	-	-	-	50.06
West Bank and Gaza	-	-	-	50.06	-	-	-	-	50.06
Middle East	3.66	406.14	5.12	44.11	361.34	-	784.57	-	1,604.95
Asia	149.70	11,635.20	1,666.81	8,199.16	31,000.98	40.00	2,752.39	-	55,444.23
Afghanistan	-	-	-	-	27,546.31	-	-	-	27,546.31
Burma (Myanmar)	-	218.91	753.66	-	-	-	-	-	972.56
Cambodia	-	210.03	-	-	-	-	-	-	210.03
Indonesia	-	2,690.62	218.59	224.86	-	-	-	-	3,134.07
Iran	-	227.70	-	-	184.09	-	-	-	411.79
Laos	-	210.03	-	-	-	-	-	-	210.03
Malaysia	-	690.98	142.03	50.06	-	-	-	-	883.07
Philippines	-	2,089.53	-	-	-	-	-	-	2,089.53
Singapore	-	486.63	-	-	-	-	33.45	-	520.07
Thailand	-	522.68	102.63	-	-	-	-	-	625.31
Tajikistan	-	-	-	50.06	-	-	-	-	50.06
Vietnam	-	411.81	-	-	-	-	-	-	411.81
Southeastern Asia	-	2,160.01	-	-	-	20.00	4.61	-	2,184.62
Asia (inter-regional)	149.70	1,716.29	449.91	7,874.17	3,270.57	20.00	2,714.33	-	16,194.96
Americas	685.44	372.49	4,429.92	6,878.39	1,455.57	20.00	1,804.98	-	15,646.78
Antigua and Barbuda	-	-	3.99	-	-	-	-	-	3.99
Barbados	11.19	-	4.00	-	-	-	-	-	15.19
Belize	-	-	124.03	-	-	-	-	-	124.03
Colombia	-	67.50	211.97	-	-	-	-	-	279.47
Costa Rica	-	-	172.34	-	-	-	-	-	172.34
Dominica	-	-	3.99	-	-	-	-	-	3.99
Dominican Republic	-	-	43.34	-	-	-	-	-	43.34
Ecuador	-	-	16.59	-	-	-	-	-	16.59
El Salvador	-	-	567.25	-	-	-	-	-	567.25
Grenada	-	-	3.99	-	-	-	-	-	3.99
Guatemala	-	-	582.15	-	-	-	-	-	582.15
Honduras	-	-	565.55	-	-	-	-	-	565.55
Jamaica	-	-	115.17	356.81	-	-	-	-	471.98
Mexico	-	187.78	91.25	-	-	-	-	-	279.02
Panama	-	-	201.64	-	-	-	-	-	201.64
Saint Kitts and Nevis	113.86	-	3.99	-	-	-	-	-	117.85
Saint Lucia	-	-	3.99	-	-	-	-	-	3.99
Saint Vincent and the Grenadines	-	-	3.99	-	-	-	-	-	3.99
Trinidad and Tobago	356.15	-	520.31	-	-	-	88.20	-	964.66
United States	-	-	-	-	1,205.12	-	-	-	1,205.12
Caribbean	-	-27.96	20.01	-	-	-	-	-	-7.96
Central America	-	-	-197.03	-	-	-	-	-	-197.03
South America	-	-	55.87	-	-	-	-	-	55.87
Americas (inter-regional)	204.24	145.17	1,311.53	6,521.58	250.45	20.00	1,716.78	-	10,169.75
Europe	1.89	12,324.62	12.53	325.93	16,080.08	20.00	557.97	13.00	29,323.03
Austria	-	1,685.00	-	-	-	-	-	-	1,685.00
Bosnia and Herzegovina	-	-	-	50.06	-	-	-	-	50.06
Croatia	-	-	-	-	-	-	2.50	-	2.50
Estonia	-	-	-	-	1,000.00	-	-	-	1,000.00
Latvia	-	-	-	-	841.21	-	-	-	841.21
Lithuania	-	-	-	-	900.00	-	-	-	900.00
Malta	-	-	-	50.06	-	-	-	-	50.06
Russia	-	-	-	-	61.36	-	-	-	61.36
Turkey	-	-	-	50.06	-	-	-	-	50.06
Ukraine	-	9,900.00	-	-	12,671.50	-	-	13.00	22,571.50
Europe (inter-regional)	1.89	739.62	12.53	175.74	606.02	20.00	555.47	-	2,111.27
Global/Unallocable	2.25	779.89	32.39	2,876.26	501.45	-	177.00	-	4,369.24
Total - Other official assistance	1,656.55	34,498.24	6,424.11	19,735.41	54,992.11	100.00	11,591.78	13.00	128,998.20

(1) "Other bilateral programs" include: Canada Fund for Local Initiatives, International Scholarships Program, International Organisations (MID), Strategic Policy and Investment Cooperation Program.

Appendix 5

Acronyms

CFLI	Canada Fund for Local Initiatives
CGIAR	Consultative Group on International Agricultural Research
CIDA	Canadian International Development Agency
DFAIT	Department of Foreign Affairs and International Trade
DFATD	Department of Foreign Affairs, Trade and Development
DND	Department of National Defence
EBRD	European Bank for Reconstruction and Development
EDC	Export Development Canada
ESDC	Employment and Social Development Canada
FCM	Federation of Canadian Municipalities
FY	Fiscal Year
GAVI	Global Alliance for Vaccines and Immunisation (GAVI Alliance)
GEF	Global Environment Facility
GFATM	Global Fund to Fight Aids, Tuberculosis and Malaria
IAE	International Assistance Envelope
ICRC	International Committee of the Red Cross
IDA	International Development Association
IDB	Inter-American Development Bank
IDRC	International Development Research Centre
IFAD	International Fund for Agricultural Development
IFI	International Financial Institution
IHA	International Humanitarian Assistance
IMF	International Monetary Fund
MDI	Multilateral Development Institutions
MDRI	Multilateral Debt Relief Initiative
MNCH	Maternal, Newborn and Child Health
NGO	Non-Governmental Organization
ODA	Official Development Assistance
ODAAA	<i>Official Development Assistance Accountability Act</i>
OECD-DAC	Organisation for Economic Co-operation and Development – Development Assistance Committee
OGD	Other Government Departments
OIF	Organisation Internationale de la Francophonie (International Organisation of La Francophonie)
PBA	Program-Based Approach
PWGSC	Public Works and Government Services Canada
RCMP	Royal Canadian Mounted Police

RTAs	Regional Trade Agreements
SME	Small and Medium-sized Enterprise
UN	United Nations
UNAIDS	Joint United Nations Programme on HIV/AIDS
UNDP	United Nations Development Programme
UNESCO	United Nations Educational, Scientific and Cultural Organization
UNHCR	United Nations High Commissioner for Refugees
UNICEF	United Nations Children's Fund
WFP	World Food Programme
WTO	World Trade Organization

Appendix 6

Glossary

A	administrative costs (see also operations and management)	<p>In 1979, OECD-DAC members agreed that ODA figures should include the administrative costs of extending assistance. This inclusion of administrative cost data was intended to improve the comparability of total ODA figures among donor countries.</p> <p>In the present report, the term “administrative costs” represents funds provided by a government department to an executing agency specifically earmarked to cover part of the latter’s operations and management costs. See also “operations and management”</p>
	Anti-Crime Capacity Building Program	<p>Improves the capacity of beneficiary states to prevent and respond to threats posed by transnational organized criminal activity throughout the hemisphere, thereby contributing to the full range of Canada’s interests in the Americas. The ACCBP Human Smuggling Envelope is administered by the ACCBP to respond specifically to the global threat posed to Canada by human smuggling ventures abroad.</p>
	assessed contributions	<p>Assessed contributions are payments made by the federal government as a result of Canada’s membership in an international organization. In order to maintain our status as a member in good standing, Canada is required to provide its share of the total operations costs.</p>
B	bilateral assistance (as opposed to multilateral assistance)	<p>Bilateral assistance is the disbursement of funds where the donor earmarks or controls the funds by specifying the recipient and/or other aspects of the initiative. Bilateral assistance can be undertaken:</p> <ul style="list-style-type: none">• by a donor country directly with a developing country;• with national and international non-governmental organizations (NGOs) active in development and other internal development-related transactions such as interest subsidies, spending on promotion of development awareness, debt reorganization and administrative costs; or• with a multilateral organization when the donor effectively controls the disposal of the funds by specifying the recipient or other aspects of the disbursement. <p>Table A shows the breakdown of Canada’s bilateral and multilateral assistance by source and by channel.</p> <p>Table D-2 shows the breakdown of Canada’s bilateral assistance by recipient.</p>
C	Canada Fund for Local Initiatives (CFLI)	<p>The CFLI is a contributions program administered at Canadian missions abroad, which is used to advance Canadian interests and priorities in a targeted and flexible manner. It occupies a unique niche: distinct, yet complementary to other Global Affairs Canada programming (i.e., development, security, democracy, humanitarian responses). The CFLI funds small scale locally-developed projects of up to \$50K, worth \$25K on average.</p>
	channel	<p>In the context of this report and international development statistics, the term “channel” is used to distinguish between bilateral and multilateral assistance (see definitions for bilateral assistance and multilateral assistance).</p>
	civil society (as opposed to government institutions or private sector institutions of the market)	<p>In this report, civil society includes:</p> <ul style="list-style-type: none">• Canadian not-for-profit organizations that have a legal personality in Canada, including NGOs, international NGOs, volunteer cooperation agencies, cooperatives, unions and federations, faith-based organizations, professional associations, educational and policy research institutes;• regional, national, and local institutions, not-for-profit organizations and agencies from developing countries and territories that have a legal personality; or• international not-for-profit organizations that have a legal personality in the country in which their headquarters are located. <p>To be considered international, an organization must have an international membership and management, and its governing body must be elected regularly on an international basis.</p> <p>See Table C-1</p>

	cost of refugees	Refers to costs for refugees during their first year in a donor country. It includes the estimated expenditures to bring refugees to a donor country and the costs associated with food, shelter, and training. The methodology used is consistent with the OECD-DAC directives . Note that only the costs covered by the federal government are considered ODA under the <i>Official Development Assistance Accountability Act</i> See “About this report” at the beginning of this document. See definition of “ODA-eligible imputed costs.”
	Counter-Terrorism Capacity Building Program	Improves the capacity of beneficiary states to prevent and respond to threats posed by terrorist activity through the provision of training, equipment, and technical and legal assistance.
	country programs (as opposed to regional programs)	Country programs are presented in Table D-1 and Table D-2, and cover a broad range of activities. These include programs carried out directly with government organizations, including direct budget support. Funds are also managed through an executing agent, or local or international NGOs or institutions, depending on program delivery, and the specific conditions and agreements reached with the recipient country.
D	developmental food assistance	The term refers to the supply of edible human food under national or international programs, including transportation costs, cash payments made for food supplies, project food assistance, and food assistance for market sales, excluding emergency food assistance. See definition of “emergency food assistance.” An example of developmental food assistance is the World Food Programme’s School Feeding Program. School meals encourage hungry children to attend school and help them concentrate on their studies.
	disaster prevention and preparedness	Refers to a specific set of humanitarian assistance activities that support disaster risk reduction (e.g. developing knowledge, natural risks cartography, legal norms for construction); early warning systems; and emergency contingency stocks and contingency planning, including preparations for forced displacement.
E	emergency food assistance	This refers to a specific set of humanitarian assistance activities, including general free distribution or special supplementary feeding programs providing short-term relief to targeted population groups affected by emergency situations. The term excludes non-emergency food security assistance programs/food assistance. See “developmental food assistance.”
	encashment of notes, or cash basis (as opposed to issuance of notes)	A note encashment is a disbursement against a note that has been issued.
	expenditures	The term “expenditures” refers to either: <ul style="list-style-type: none"> • an amount spent (e.g. transfer payment in the form of a grant or contribution); • a capital subscription or advance to an international financial institution in the form of a note issuance; or • an estimated ODA-eligible cost (e.g. a cost for refugees in Canada).
	Export Development Canada (EDC)	Canada reports as ODA concessional credits that it grants through the Export Development Corporation under Section 23 of the Export Development Canada Act. These concessional credits, meeting approved development criteria, are not, however, considered part of the regular assistance program budget (International Assistance Envelope). Starting in 2012-2013, EDC reports contributions to the HIPC debt initiative. These were previously reported by Finance Canada. <u>Note:</u> The 2014-2015 Statistical Report is prepared on an expenditures basis and the loan repayments for previous ODA loans are no longer netted out of the totals. These loans are presented in Table A for information only. Annex 1 and 2 provide a detailed breakdown of Global Affairs Canada and EDC loan repayments by country.
F	Federation of Canadian Municipalities (FCM)	Any ODA expenditures are reported by the FCM on behalf of its members. Members of the FCM include Canada’s largest cities, small urban and rural communities, and 17 major provincial and territorial municipal associations.

Finance Canada	<p>This refers to ODA flows reported by the Department of Finance Canada, which is responsible for delivering a major portion of Canada’s ODA including Official Debt Relief, that is, debt reorganisation that relieves the overall burden of debt in partner countries. Finance Canada also takes the lead in managing Canada’s relationship with the World Bank Group. The funding to the World Bank’s International Development Association and to the International Monetary Fund is reported to Parliament through the Main Estimates of the Department of Finance.</p> <p><u>Note:</u> Department of Finance Canada no longer reports contributions to the HIPC debt initiative. These are now reported by Export Development Canada.</p>
fiscal year	<p>This report is prepared on the fiscal-year basis adopted by the Government of Canada. The 2014–2015 fiscal year began April 1, 2014, and ended March 31, 2015.</p>
G general budget support	<p>This refers to a particular category defined by the OECD-DAC as unearmarked contributions to the government budget, support for the implementation of macroeconomic reforms (structural adjustment programs, poverty reduction strategies), and general program assistance (when not allocable by sector).</p>
Geographic Programs	<p>This Global Affairs Canada Branch delivers the majority of Global Affairs Canada's bilateral assistance through programs for a given country (see definition for “country programs”) or through regional programs (see definition of “regional programs”).</p>
Global Affairs Canada	<p>Under this Department, Canada continues to advance its priorities abroad by undertaking diplomacy and programming in support of international peace and security, democracy, human rights and the rule of law. The development side of Global Affairs Canada remains dedicated to deliver tangible results for those most in need in the developing world and the Department continues to provide whole-of-government coordination in response to international crises and natural disasters.</p>
Global Issues and Development	<p>This Global Affairs Canada Branch, formerly known as Multilateral and Global Programs Branch, manages the development aspects of Canada’s relations with multilateral organizations, provides financial support for these organizations, and helps determine their policies and programs throughout the world.</p> <p>Global Issues and Development delivers bilateral and multilateral assistance. See related definitions of “bilateral assistance” and “multilateral assistance.”</p>
Global Partnership Program	<p>It is the main mechanism through which Canada supports international efforts through concrete projects to prevent the proliferation of weapons and materials of mass destruction (WMD) and their potential use by terrorists.</p>
Global Peace and Security Program	<p>Responds to increasing international demand for Canadian support and involvement in complex crises, including conflicts and natural disasters, and to coordinate whole-of-government engagements in fragile and conflict-affected states. The program also integrates policy, operations, coordination and programming in order to provide agile, timely and responsive programming to further advance the government's priorities in the important area of peace and security.</p>
H Health Canada	<p>This refers to assistance expenditures incurred by the Department of Health Canada in support of the Pan-American Health Organization. Through PAHO, Canada advances multilateral and bilateral relations in health, and provides technical cooperation and capacity building (see Table A).</p>
I imputed foreign student costs	<p>This refers to the cost of educating foreign students from ODA-eligible countries in Canada. It excludes tuition fees paid by foreign students or their sponsors. See definition of “ODA-eligible imputed costs.”</p>
international assistance	<p>Canada's international assistance is composed of any financial resource provided by Canadian governments (federal, provincial, or municipal) in favour of development assistance. <u>It is important to note that not all international assistance is considered official development assistance (ODA).</u></p> <p>See section “Understanding this report” for more information.</p>
International Assistance Envelope (IAE)	<p>The International Assistance Envelope (IAE) is a dedicated pool of resources that enables the Government of Canada to deploy its international assistance nimbly and responsively. The envelope is used to fund the majority of Canada’s ODAAA-related activities, and other specific activities that do not meet the definition of ODA such as select peace and security efforts and non-concessional loans for international climate change initiatives.</p>
International Business Development and Innovation	<p>This Global Affairs Canada Branch supports private sector engagement and the management and administration of a number of international scholarship opportunities for Canadians and foreign students.</p>

International Development Association (IDA)	<p>The IDA is the part of the World Bank that helps the world's poorest countries. The IDA is funded largely by contributions from the governments of its developed member countries. The IDA lends money (known as credits) on concessional terms. This means that IDA credits have no interest charge, and repayments are stretched out over 35–40 years, including a 10-year grace period. The IDA also provides grants to countries at risk of debt distress.</p> <p>Canadian funding to IDA is managed by the Department of Finance Canada, and is represented in the form of note encashments.</p>
International Development Research Centre (IDRC)	<p>Refers to ODA spent by IDRC, a Canadian Crown corporation funded through the IAE, that invests in knowledge, innovation, and solutions to improve lives and livelihoods in the developing world.</p>
international financial institution (IFI)	<p>IFIs are financial institutions that have been established (or chartered) by more than one country, and are therefore subject to international law. Their owners or shareholders are generally national governments, although other international institutions and other organizations occasionally figure as shareholders. The most prominent IFIs are creations of multiple nations, although some bilateral financial institutions (created by two countries) exist and are technically IFIs. Many of these are multilateral development banks. The best-known IFIs are the World Bank, the IMF, and regional development banks.</p>
international humanitarian assistance (IHA)	<p>IHA is defined as assistance designed to save lives, alleviate suffering, and maintain and protect human dignity during emergencies and in their aftermath. Humanitarian assistance is delivered in a manner that is consistent with the principles of humanity, impartiality, neutrality, and independence.</p> <p>Humanitarian assistance includes:</p> <ul style="list-style-type: none"> • disaster prevention and preparedness; • the provision of shelter, food, water, sanitation, and health services, and other items of assistance for the benefit of the affected people, and to facilitate the return to normal lives and livelihoods; measures to promote and protect the safety, welfare, and dignity of civilians and those no longer taking part in hostilities; and rehabilitation, reconstruction, and transition assistance while the emergency situation persists.
International Humanitarian Assistance Bureau	<p>This Global Affairs Canada Bureau responds to funding requests from multilateral humanitarian organizations such as the United Nations World Food Programme, UNICEF and other experienced humanitarian partners, including the Red Cross Movement and NGOs, except in West Bank/Gaza where the country program also provides humanitarian assistance.</p> <p>Please refer to table B2 for a detailed summary of Canada's international humanitarian assistance.</p>
International Scholarship Program	<p>Attracts international students and researchers to Canada by offering scholarships to Canadian and foreign students and by promoting government funded awards.</p>
International Security and Crisis Response	<p>This branch is responsible for coordinating Canadian peace and security objectives within Global Affairs Canada.</p>
Investment Cooperation Program	<p>The objective of this program is to support responsible, developmentally beneficial, private sector engagement in developing countries leading to sustained economic growth and poverty reduction.</p>
loan repayments	<p>In this report, loan repayments are the repayments to Canada of development-related loans by developing countries, whether the loans were issued by Global Affairs Canada or other departments. A detailed breakdown by country/organization is available in Appendices 1 and 2.</p> <p>bilateral loans – Refers to repayments of loans granted by Global Affairs Canada to developing countries prior to 1986.</p> <p>multilateral loans – Refers to repayments of loans granted by Global Affairs Canada to the Andean Development Corporation, the African Development Bank and Inter-American Development Bank.</p>

long-term institutional support

Long-term institutional support, also known as core funding, is the business delivery model that allows the government of Canada to provide financial support to entities (organizations, institutions, or recipient countries) whose actions achieve development results that reflect Canadian government goals and objectives.

In the *Statistical Report on International Assistance* in accordance with international standards, long-term institutional support to multilateral organizations is counted as multilateral assistance, while long-term institutional support to NGOs is counted as bilateral assistance. In addition, long-term Institutional support to Multilateral Institutions includes ODA portion of assessed contributions. See definition of “assessed contributions.”

M

material relief assistance and services

In **Table B-2**, this refers to a specific set of humanitarian assistance activities:

- the provision of shelter, water, sanitation, and health services; supply of medicines; and other non-food relief items; and
- assistance to refugees and internally displaced people in developing countries other than for food or protection.

multilateral assistance (as opposed to bilateral assistance, also known as long-term institutional support to multilateral organizations)

Multilateral assistance is funding provided to a multilateral institution that:

- conducts all or part of its activities in favour of development;
- is an international agency, institution, or organization whose members are governments, or a fund managed autonomously by such an agency; and
- pools contributions so that they become an integral part of the financial assets.

In this report, the term “multilateral assistance” includes both ODA and non-ODA elements.

In an effort to estimate/impute the portion of assistance going through those organizations to developing countries, the OECD has developed a series of coefficients based on flow of resources (on a calendar-year basis) disbursed by the organizations in the developing countries. This set of coefficients is used, in part, to estimate the disbursements shown in **Table D-3**.

It is important to note that any methodology for imputing multilateral flows will always be an approximation. Multilateral flows in a given year are not exactly imputable to donors’ contributions in that year, no matter what methodology is used. Among the reasons for this are:

General approximations and timing. The estimated country and sector amounts are counted when the government makes the payment to the organization and based on the totality of the programme, rather than when the payment is used by the ultimate recipient. Donors’ contributions to multilateral institutions are reportable in the year they are paid. Many trust funds aim to catalyze additional funding from other investors and donors. Such funds typically need to reach a certain funding threshold before disbursements begin, sometime after Canada’s contribution.

Limits of data on multilateral outflows. While a number of multilateral agencies report to the OECD on the use of their funding (by country, by sector, etc.) some do not. Therefore, the country and sector breakdowns of those organisations are estimated using others sources, such as annual reports.

Grants to lending institutions. Some institutions lend rather than grant funds. Their lending in any one year may be much greater than donors’ contributions, since it also draws on reflows of principal, interest receipts, and transfers of funds within the institution.

multilateral organizations

The OECD-DAC defines multilateral organizations as international institutions with governmental membership that conduct all, or a significant part, of their activities in favour of development and assistance recipient countries. They include multilateral development banks (e.g. the World Bank and regional development banks), United Nations agencies, international public-private partnerships (PPPs), and regional groupings (e.g. certain European Union and Arab agencies).

Global Affairs Canada; Health Canada; Public Health Agency of Canada; Environment and Climate Change Canada; Innovation, Science and Economic Development Canada; and the Canada Post Corporation made contributions toward regular budgets of certain multilateral organizations (also called long-term institutional support or core funding). These contributions can be considered as ODA either in whole or in part. The percentage value for each organization is provided by the OECD-DAC. See **Table C-2**

N

National Defence (DND)

This refers to ODA-eligible contributions on behalf of the National Defence and Canadian Armed Forces, such as the provision of humanitarian relief supplies. Military type interventions (for example, bilateral peacekeeping missions) and other activities that are not development focused are not included in this report.

O

ODA-eligible imputed costs

This describes a cost category that is eligible for ODA status under the OECD-DAC guidelines, but with no actual expenditure data readily available. Instead, an estimate is produced based on a statistical model and/or professional judgement. This includes the cost of refugees (first year), imputed foreign student costs, services provided without charge by other government departments and imputed interest on advance payments, for which definitions can be found in this glossary. The new Policy on Transfer Payments no longer requires departments to report the imputed interest costs on advance payments and therefore these costs no longer appear in the Statistical Report.

Office of Religious Freedom

The Religious Freedom Fund supports religious communities that are facing intolerance or persecution in their country outside Canada through projects in four areas: education on freedom of religion and pluralism, research and monitoring, interreligious dialogue, and legal and legislative support.

official bilateral debt relief

Official bilateral debt relief refers to debt-service relief negotiated through multilateral forums such as the Paris Club. The transfer of funds, administered by the Department of Finance Canada, is considered ODA-eligible. Starting in 2012-2013, EDC reports contributions to the HIPC debt initiative. These were previously reported by Finance Canada.

official development assistance (ODA)

In Canada, "official development assistance" may refer to:

1. the international definition created by the Development Assistance Committee of the Organisation for Economic Co-operation and Development (OECD-DAC); or
2. the definition established in the *Official Development Assistance Accountability Act (ODAAA)*.

Unless otherwise specified, "official development assistance," as used in this statistical report, refers to the definition in the ODAAA. ODA represents the vast majority of Canada's international assistance. For more information, look in the section "Understanding this report" at the beginning of this document.

Operations and management (see also administrative costs)

In this report this term represents the operations and management costs directly incurred by the donor agency to cover the day-to-day costs of extending international assistance. See also "administrative costs".

other official assistance (also known as non-ODA)

This refers to activities that do not meet the conditions for eligibility as Official Development Assistance because they are not primarily aimed at development (e.g. counter-terrorism capacity building, military observers). On the other hand, incremental costs incurred for the use of the donor's military equipment to deliver humanitarian assistance or perform development services are ODA-eligible (for example, emergency assistance by the Disaster Assistance Response Team). Activities outside the IAE that are not ODA eligible are considered out-of-scope of this report and hence not reported (e.g., military-related training, supply of military equipment and services to peacekeeping missions, and the forgiveness of debts incurred for military purposes).

P

Partnerships for Development Innovation

This Global Affairs Canada Branch provides opportunities for Canadians to engage in international development and contributes to initiatives designed and delivered predominantly by Canadian civil society organizations, private sector, colleges, universities, research entities, provincial and regional councils and foundations. The Branch facilitates knowledge exchange across the department, with civil society and international partners to advance innovative approaches to international development.

Payables at Year-End

The recording against the current fiscal year of liabilities incurred but which have not been paid by the end of the accounting period.

program assistance

This term refers to international assistance spending by Global Affairs Canada's assistance programs, excluding operations and management costs, and changes in the value of investments in IFIs.

provincial governments

This refers to international assistance programs of the provinces of Quebec, Manitoba, Alberta and Saskatchewan. For example, the Government of Quebec provides long-term institutional support to certain multilateral institutions such as the Organisation internationale de la Francophonie (OIF), and undertakes bilateral projects in a number of countries. The *Official Development Assistance Accountability Act* does not apply to these programs.

Public Health Agency of Canada

This refers to assistance expenditures incurred by the Public Health Agency of Canada in support of the Pan-American Health Organization (see Table A).

R

regional development banks

These are International Financial Institutions (IFIs) that are owned and operated by member nations. They are designed to extend development loans and provide other assistance to member nations. The world's five regional development banks are the African Development Bank Group, Asian Development Bank, European Bank for Reconstruction and Development, Caribbean Development Bank, and Inter-American Development Bank.

regional programs	Refers to regional programs managed by Global Affairs Canada's Geographic Programs Bureau (see definition) that address the regional issues countries face together. In Table D-1 and Table D-2 , these programs are reported separately from country programs. See definition of "country programs."
Royal Canadian Mounted Police (RCMP)	This refers to ODA disbursements made by the RCMP for bilateral programs aimed at post-conflict peacebuilding and security system management and reform.
S sector codes (Table B-1)	<p>Sector codes are used to describe the purpose of assistance. The list of sectors is compiled by the OECD-DAC. From time to time, modifications are made with the approval of donor countries. The OECD-DAC sector classification contains the following broad categories:</p> <ul style="list-style-type: none"> • social infrastructure and services – covering the sectors of education, health, population, water, government, and civil society; • economic infrastructure and services – covering transport, communications, energy, banking and finance, and business services; • production – covering agriculture, forestry, fishing, industry, mining, construction, trade, and tourism; and • multi-sector – covering, for example, general environmental protection; other multi-sector assistance, including urban and rural development; and non-sector allocable assistance for contributions not susceptible to allocation by sector, such as general budget support, actions relating to debt, humanitarian assistance, and internal transactions in the donor country. <p>The sector of destination of a contribution provides the specific area of the recipient's economic or social structure the transfer is intended to foster. The sector classification does not refer to the type of goods or services provided.</p> <p>Due to differences in timing and methodology, the figures reported in Table B-1 will vary significantly from those reported in "Table 5: Official Bilateral Commitments by Sector of Destination" of the OECD-DAC's questionnaire on ODA.</p> <p>There are three main reasons for these discrepancies:</p> <ul style="list-style-type: none"> • fiscal year vs. calendar year – The Statistical Report on Official Development Assistance is based on the Government of Canada's fiscal year; however, the DAC questionnaire is based on the calendar year. • commitments vs. disbursements – The DAC's Table 5 is prepared on a commitment basis rather than when funds are actually disbursed. • proportionate coding – Global Affairs Canada's systems permit coding many sectors against any given contribution; however, the OECD's reporting allows only for a single purpose code for each assistance project/program.
services provided without charge by other departments	This refers to costs incurred by other departments for accommodation, legal, and cheque-issuing services rendered to Global Affairs Canada. See definition of ODA-eligible imputed costs.
Services rendered abroad	Refer to the common services provided to Global Affairs Canada personnel, both Canada-based and locally-engaged, at Canada's diplomatic and consular missions abroad. These funds help to facilitate the presence of development officers in the field and support international assistance project implementation.
Strategic Communications Bureau	Amounts related to this bureau of Global Affairs Canada represent assistance program expenditures to promote development. The program supports the efforts of Canadians through mass media and educational initiatives.
Strategic Policy and Summits	This Global Affairs Canada Branch, formerly known as Strategic Policy and Performance Branch, represents ODA-eligible international assistance expenditures made by Global Affairs Canada for representing Canada at international forums on development and ensuring that international commitments are reflected in Canadian development policies.
U Unallocable or non-allocable assistance (as opposed to allocable assistance)	When assistance disbursements cannot be assigned by country or sector, (e.g. costs of refugees in Canada) the disbursement is referred to as unallocable or non-allocable.