



INVEST IN CANADA

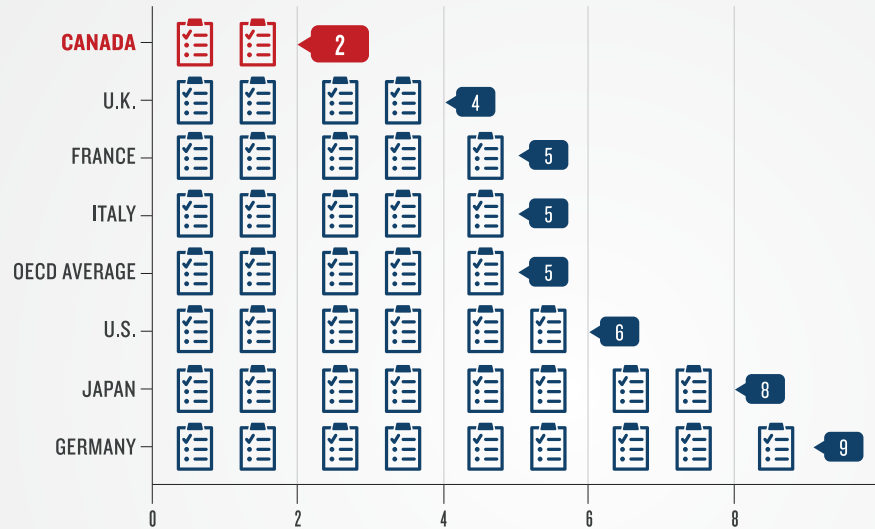
COMPETITIVE BUSINESS ENVIRONMENT



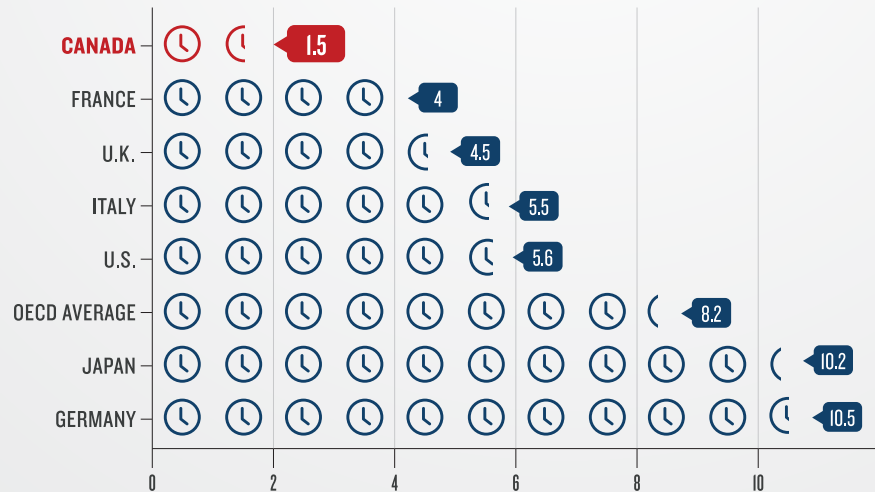
CANADA IS OPEN FOR BUSINESS AND WELCOMES FOREIGN INVESTMENT

CANADA IS THE EASIEST PLACE TO START A BUSINESS IN THE G-7, ACCORDING TO THE WORLD BANK

NUMBER OF PROCEDURES REQUIRED TO START A BUSINESS





NUMBER OF DAYS REQUIRED TO START A BUSINESS



Source: Doing Business 2016 – The World Bank Group

CANADA IS THE BEST COUNTRY IN THE G-20 FOR BUSINESS, ACCORDING TO FORBES

TOP 10 COUNTRIES IN THE G-20 FOR BUSINESS

-  **1. CANADA**
-  **2. UNITED KINGDOM**
-  **3. AUSTRALIA**
-  **4. GERMANY**
-  **5. UNITED STATES**
-  **6. JAPAN**
-  **7. FRANCE**
-  **8. SOUTH KOREA**
-  **9. ITALY**
-  **10. SOUTH AFRICA**

Source: Forbes, Best Countries for Business 2015

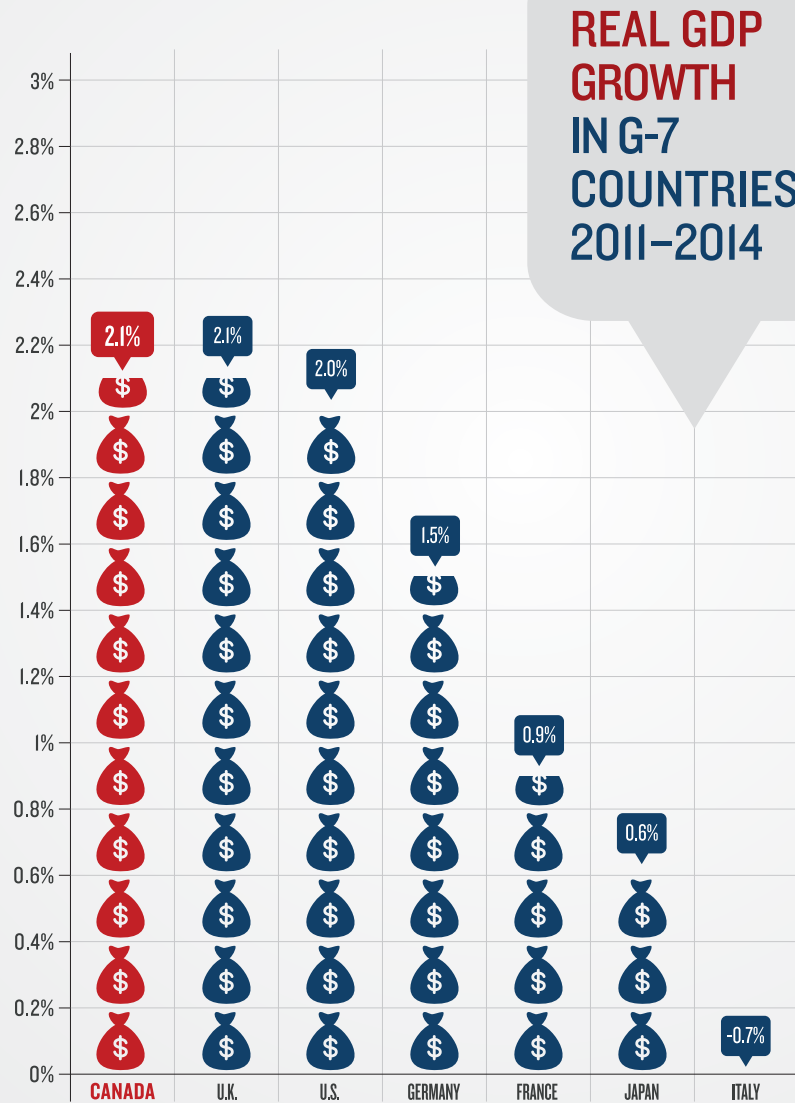


INVEST IN CANADA

ECONOMIC PERFORMANCE



CANADA PROVIDES A TOP PERFORMING ECONOMY FOR BUSINESSES TO GROW, INNOVATE AND SUCCEED



Source: Consensus Economics, January 2016

BETWEEN JUNE 2009 AND JANUARY 2016



1.3 MILLION

JOBS HAVE BEEN CREATED

AN INCREASE OF

8.0%

8 OUT OF 10

JOBS ARE FULL-TIME AND IN THE PRIVATE SECTOR



Source: Statistics Canada

Canada

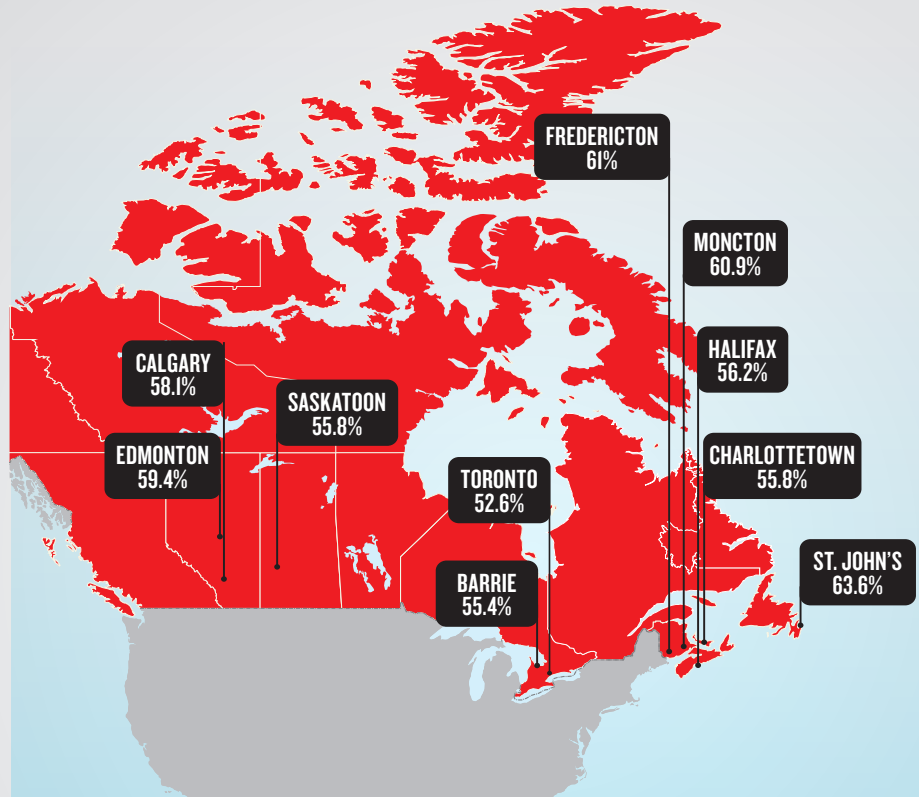


INVEST IN CANADA

COMPETITIVE TAX ENVIRONMENT



CANADA IS THE MOST TAX-COMPETITIVE AMONG 10 COUNTRIES STUDIED BY KPMG



TOTAL BUSINESS TAX COST ADVANTAGES OVER THE U.S. AVERAGE IN %

TOP 10 CANADIAN CITIES

CANADIAN CITIES

RANK AHEAD OF THEIR U.S. COUNTERPARTS, WITH TOTAL TAX COSTS WELL BELOW THE U.S. AVERAGE.

TOTAL BUSINESS TAX COSTS IN CANADA ARE

48% LOWER

THAN THOSE IN THE U.S.



TORONTO



VANCOUVER



MONTREAL

3 CANADIAN CITIES ARE IN THE TOP 5 OF THE WORLD

AMONG 51 MAJOR INTERNATIONAL CITIES (POPULATION OF 2 MILLION OR MORE)

Source: KPMG, Competitive Alternatives, Special Report: Focus on Tax, 2016 Edition; last updated July 2016



INVEST IN CANADA

**UNPARALLELED
MARKET ACCESS**



CANADA: YOUR GATEWAY TO THE WORLD



THROUGH NAFTA, INVESTORS IN CANADA GAIN
PREFERENTIAL ACCESS TO

**A CONTINENTAL MARKET
OF NEARLY**

US\$ 21 TRILLION
(GDP)

WITH APPROXIMATELY
480 MILLION
CONSUMERS

EACH DAY
US\$ 1.9 BILLION
WORTH OF TRADE CROSSES
THE CANADA-U.S. BORDER

Source : World Bank
Last updated August 2016



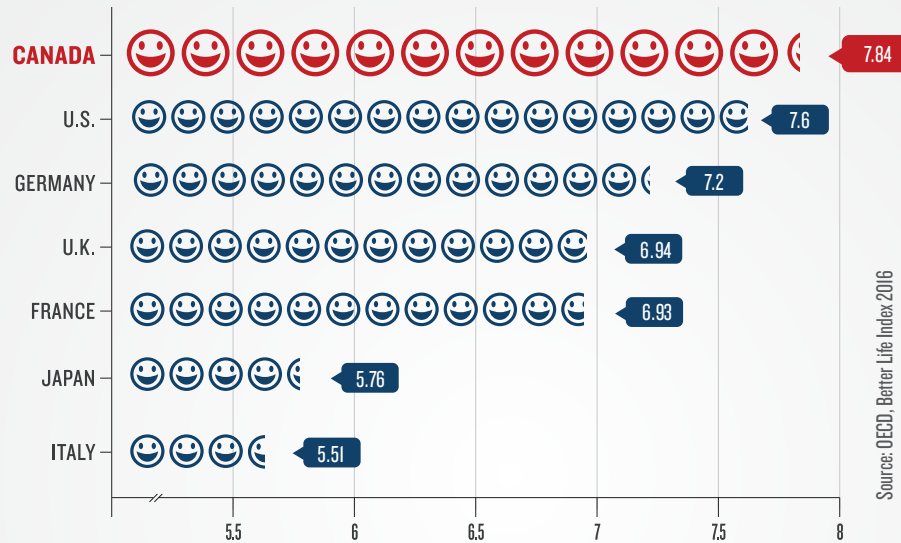
INVEST IN CANADA

OUTSTANDING QUALITY OF LIFE

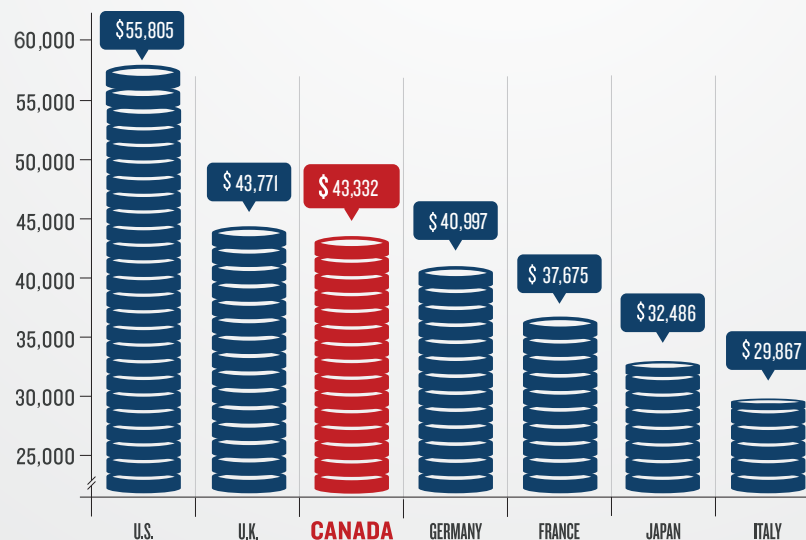


CANADA: A GREAT PLACE TO LIVE AND PROSPER

ACCORDING TO THE OECD, CANADA RANKS 1ST IN THE G7 IN TERMS OF OVERALL LIVING CONDITIONS AND QUALITY OF LIFE



CANADIANS ENJOY THE THIRD HIGHEST STANDARD OF LIVING IN THE G7, AS MEASURED BY GDP PER CAPITA



CANADA ALSO RANKS 1ST IN THE G7 FOR:

DEMOCRACY

(THE ECONOMIST INTELLIGENCE UNIT)

ECONOMIC FREEDOM

(THE HERITAGE FOUNDATION)

SOCIAL PROGRESS

(THE SOCIAL PROGRESS IMPERATIVE)

OVERALL REPUTATION

(THE REPUTATION INSTITUTE)



INVEST IN CANADA

TALENTED WORKFORCE

CANADA PROVIDES BUSINESS WITH A HIGHLY EDUCATED WORKFORCE

CANADA OFFERS
BUSINESS THE
**MOST
EDUCATED**

TALENT POOL AMONG
OECD COUNTRIES

CANADIANS
ARE LINGUISTICALLY
DIVERSE



1 OUT OF 5 CANADIANS

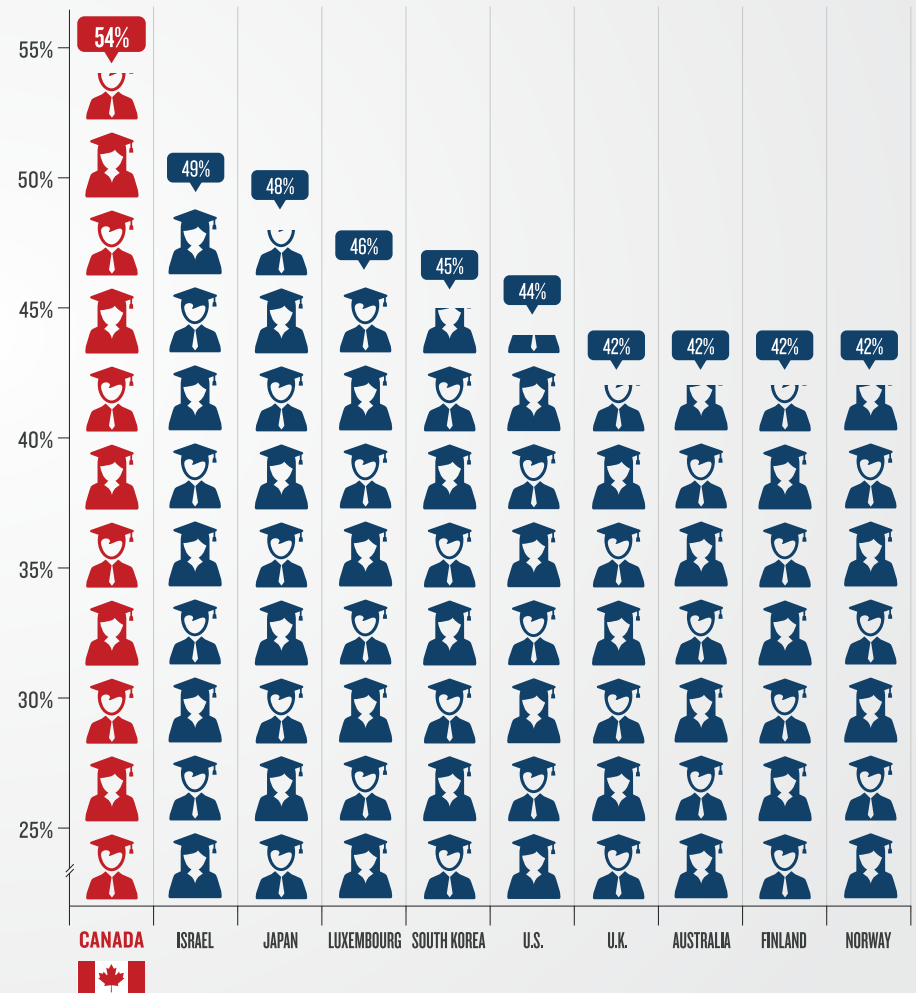
SPEAKS ONE OF OVER

**200
LANGUAGES**

IN ADDITION TO ENGLISH
AND/OR FRENCH



PERCENTAGE OF INDIVIDUALS AGED 25-64 HAVING ATTAINED TERTIARY LEVEL EDUCATION TOP 10 OECD COUNTRIES



Source: OECD, Education at a Glance, November 2015

Canada



INVEST IN CANADA

DIGITAL GAMES SECTOR



CANADA: TAKING YOUR GAME TO THE NEXT LEVEL



A TALENTED
WORKFORCE OF

20,400
PEOPLE

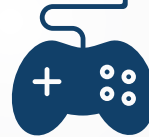


OVER **470**
STUDIOS

CANADA HAS BEEN
ATTRACTING LEADING
INTERNATIONAL
STUDIOS FOR OVER
THREE DECADES

**ONE
OF THE
LARGEST**

VIDEO
GAME DEVELOPMENT
INDUSTRIES IN
THE WORLD



CANADA OFFERS TAX CREDITS THAT
CAN CUT YOUR LABOUR COSTS BY

17.5% TO 50%

CANADA OFFERS GAME DEVELOPMENT
FIRMS THE LOWEST BUSINESS COST
IN THE G7

18.1%

**AVERAGE
COST ADVANTAGE
OVER OTHER G7 COUNTRIES**

30.6%

**COST ADVANTAGE
WHEN COMPARED TO THE U.S.**

Source: Entertainment Software Association of Canada

Source: KPMG, Competitive Alternatives 2016



INVEST IN CANADA

MINING SECTOR



CANADA: A WORLD-LEADER IN MINING AND MINERAL PROCESSING

THE MINING AND MINERAL PROCESSING INDUSTRY IN CANADA IS:

\$60
BILLION
OF CANADA'S GDP

18.2%
OF CANADIAN
DOMESTIC EXPORTS

350,000
JOBS

Source: Natural Resources Canada, Statistics Canada

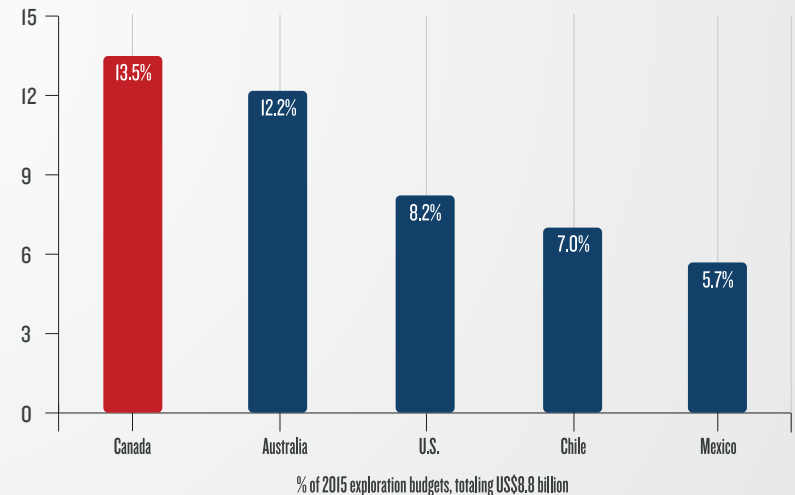
WITH ABUNDANT
NATURAL RESOURCES

CANADA
IS A LEADING
PRODUCER

OF MANY MINERALS
AND METALS

- #1 PRODUCER OF POTASH
- #2 URANIUM, NIOBIUM, NICKEL
- #3 ALUMINIUM, COBALT, PLATINUM, GEMSTONES
- #4 TUNGSTEN, SALT, SULPHUR, DIAMONDS, CADMIUM, INDIUM
- #5 GOLD

CANADA RANKED AS THE WORLD'S TOP DESTINATION FOR PLANNED NON-FERROUS EXPLORATION, AT **13.5%** OF THE 2015 EXPLORATION BUDGETS



CLOSE TO 60%
OF THE WORLD'S PUBLICLY LISTED
MINING COMPANIES LIST IN CANADA.

Source: U.S. Geological Survey (USGS); U.S. Energy Information Administration (USEIA); World Nuclear Association; Kimberly Process

Source: SNL Metals & Mining

Source: Toronto Stock Exchange



INVEST IN CANADA

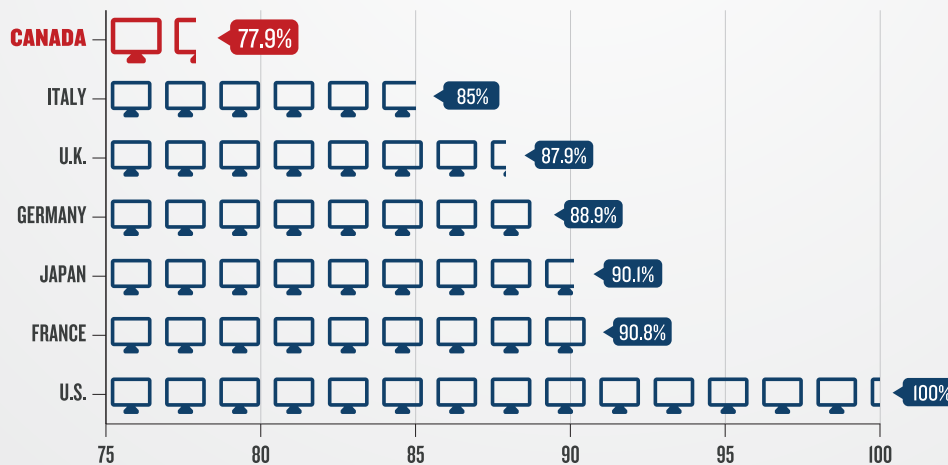
SOFTWARE & COMPUTER SERVICES



CANADA: ATTRACTING THE WORLD'S TOP SOFTWARE AND COMPUTER SERVICES COMPANIES



CANADA OFFERS SOFTWARE COMPANIES THE LOWEST BUSINESS COST IN THE G7



Source: KPMG, Competitive Alternatives 2016

THE INDUSTRY KEEPS GROWING WITH:



32,000
COMPANIES



\$56.7
BILLION
IN REVENUE



\$2.1
BILLION
IN R&D SPENDING



344,000
JOBS

Source: Industry Canada

Canada



INVEST IN CANADA

AEROSPACE SECTOR



CANADA: A GOOD PLACE TO LAND YOUR NEXT INVESTMENT IN AEROSPACE

MADE UP OF OVER
700
COMPANIES



R&D INVESTMENTS
IN CANADA'S AEROSPACE
MANUFACTURING INDUSTRY
HAVE INCREASED BY CLOSE TO

40%

BETWEEN 2008 AND 2013
WITH MORE THAN



CONTRIBUTING
\$30 BILLION

IN GDP
&



211,000
HIGH-SKILLED
JOBS

TO THE CANADIAN ECONOMY
IN 2015

OTHER
INDUSTRY
ACTIVITY

20%

OF THE INDUSTRY'S ACTIVITY
NOW DEDICATED TO R&D

AEROSPACE MANUFACTURERS IN CANADA
EXPORT NEARLY

80%

OF THEIR PRODUCTS



Source: The Aerospace Industries Association of Canada and Industry Canada

Source: The Aerospace Industries Association of Canada and Industry Canada

Canada



INVEST IN CANADA

CLEAN TECHNOLOGY SECTOR



CANADA: THE BEST PLACE TO INVEST IN A CLEAN FUTURE



CANADA HAS MORE THAN

750
CLEAN TECH
COMPANIES



THAT EMPLOY MORE THAN

55,000
PEOPLE



AND GENERATE MORE THAN

\$11
BILLION
IN REVENUE



CANADA'S TOP FIVE CLEAN TECH MARKETS



1. UNITED STATES



2. CHINA



3. UNITED KINGDOM



4. GERMANY



5. MEXICO

CANADA'S STRENGTHS
WATER & WASTEWATER
INDUSTRIAL PROCESSES
RENEWABLE ENERGY



87%
OF CLEAN
TECH FIRMS
EXPORT

CANADIAN CLEAN TECH
FIRMS EXPORTED

\$6.6
BILLION
IN 2014



\$1.2
BILLION
WAS SPENT ON
R&D IN 2014

