



Statistics
Canada

Statistique
Canada

Canada



Statistics Canada
www.statcan.gc.ca

Completed Case Processing Times in Adult Criminal Courts



Completed Case Processing Times in Adult Criminal Courts

Yvan Clermont, Director

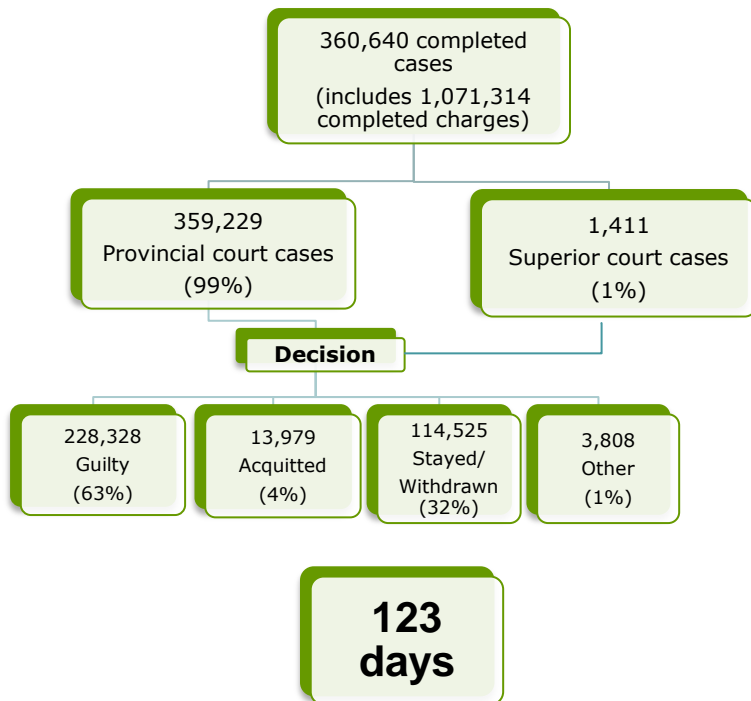
Canadian Centre for Justice Statistics

**Presentation to the Senate Committee
on Legal and Constitutional Affairs**

February 4, 2016



At a glance: Completed adult criminal court cases, 2005/2006 to 2013/2014

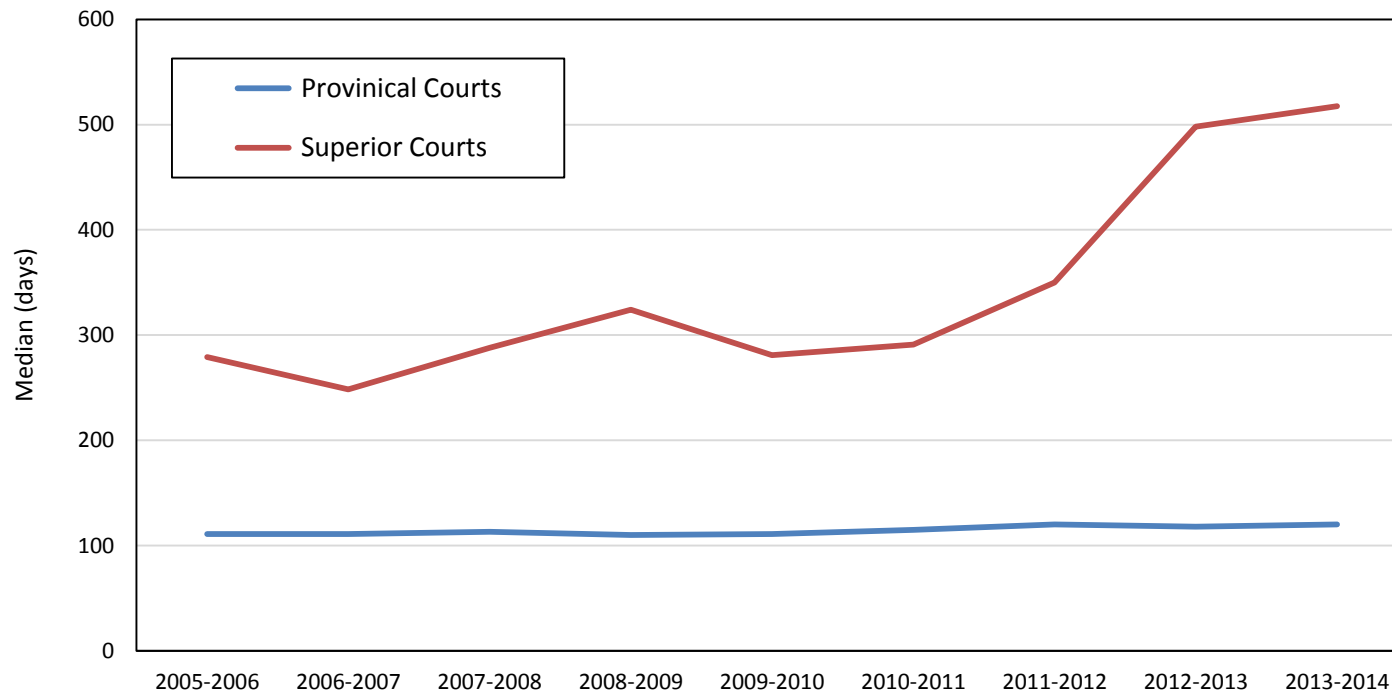


- The number of completed cases in adult criminal court decreased by 6%
- The number of charges decreased by 2%
- 5 offences represented 49% of cases
- The median number of court appearances was 5
- Accused were found guilty in 2/3 of all cases
- Median case elapsed time was 123 days in 2013/2014, one day more than in 2005/2006
- 30% of cases required 241 days or more to reach completion

Source: Statistics Canada, Canadian Centre for Justice Statistics, Integrated Criminal Court Survey, 2013/2014.



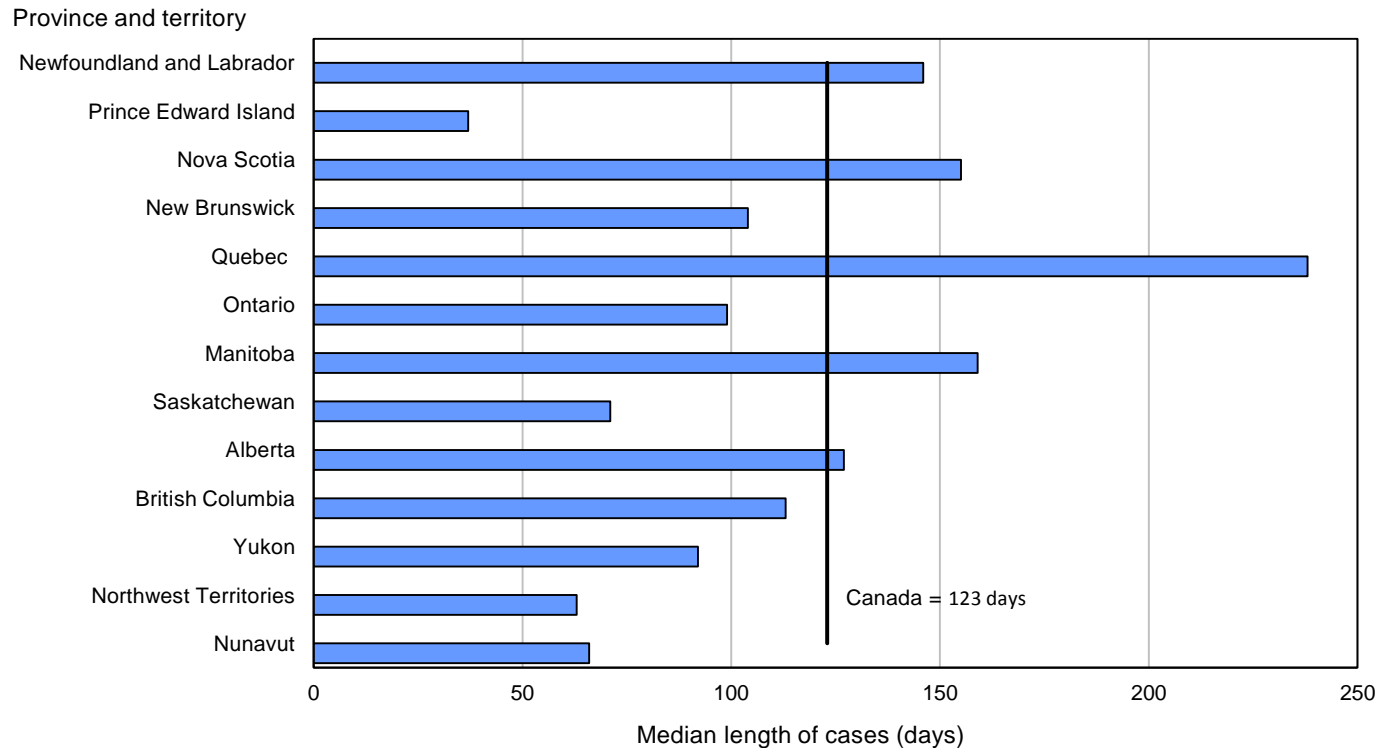
Case elapsed time by level of court, 2005/2006 to 2013/2014



Source: Statistics Canada, Canadian Centre for Justice Statistics, Integrated Criminal Court Survey.



Case elapsed time by province and territory, 2013/2014



Source: Statistics Canada, Canadian Centre for Justice Statistics, Integrated Criminal Court Survey.



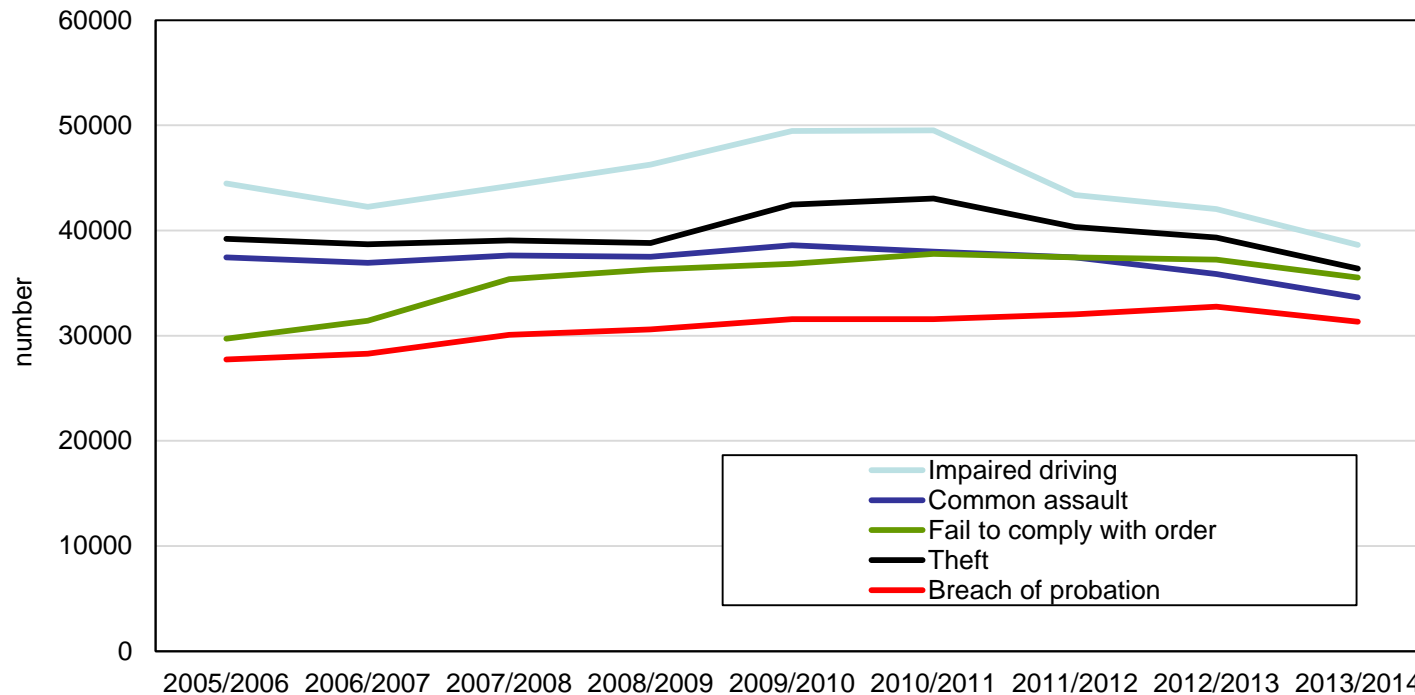
Case elapsed time by type of offence, 2013/2014

Type of offence	Number	Median (days)
Violent offences	84,862	172
Homicide	258	451
Attempted murder	186	314
Robbery	3,388	223
Sexual assault	3,002	321
Other sexual assault	3,462	305
Major assault	19,232	198
Common assault	33,630	134
Property offences	82,187	106
Theft	36,364	73
Break and enter	9,609	176
Fraud	11,381	170
Administration of justice offences	82,116	76
Fail to appear	4,389	71
Breach of probation	31,334	63
Unlawfully at large	2,595	13
Fail to comply with order	35,516	85
Other administration of justice offences	8,282	133
Criminal Code traffic offences	48,334	150
Impaired driving	38,635	141
Other <i>Criminal Code</i> traffic offences	9,699	171
Drug possession	14,925	87
Other drug offences	10,100	254
Total offences	360,640	123

Source: Statistics Canada, Canadian Centre for Justice Statistics, Integrated Criminal Court Survey.



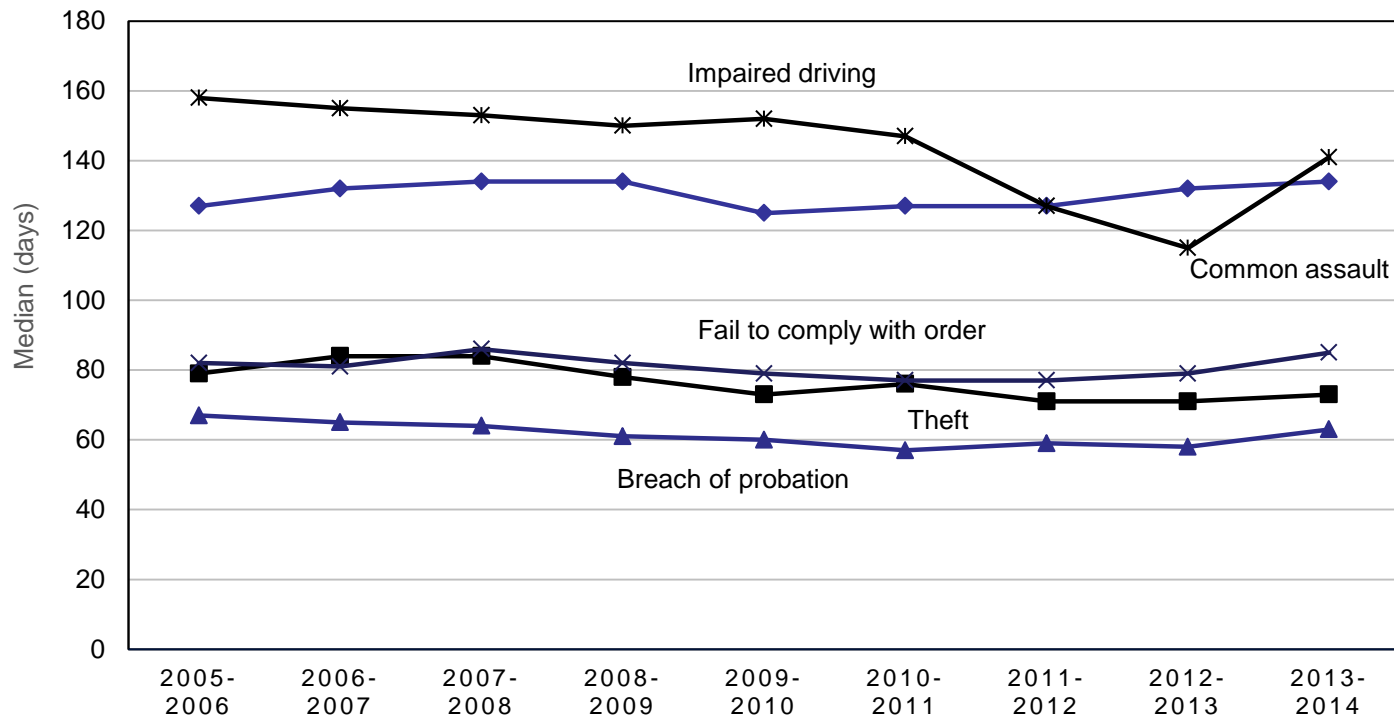
Most common types of offences, Canada, 2005/2006 to 2013/2014



Source: Statistics Canada, Canadian Centre for Justice Statistics, Integrated Criminal Court Survey.



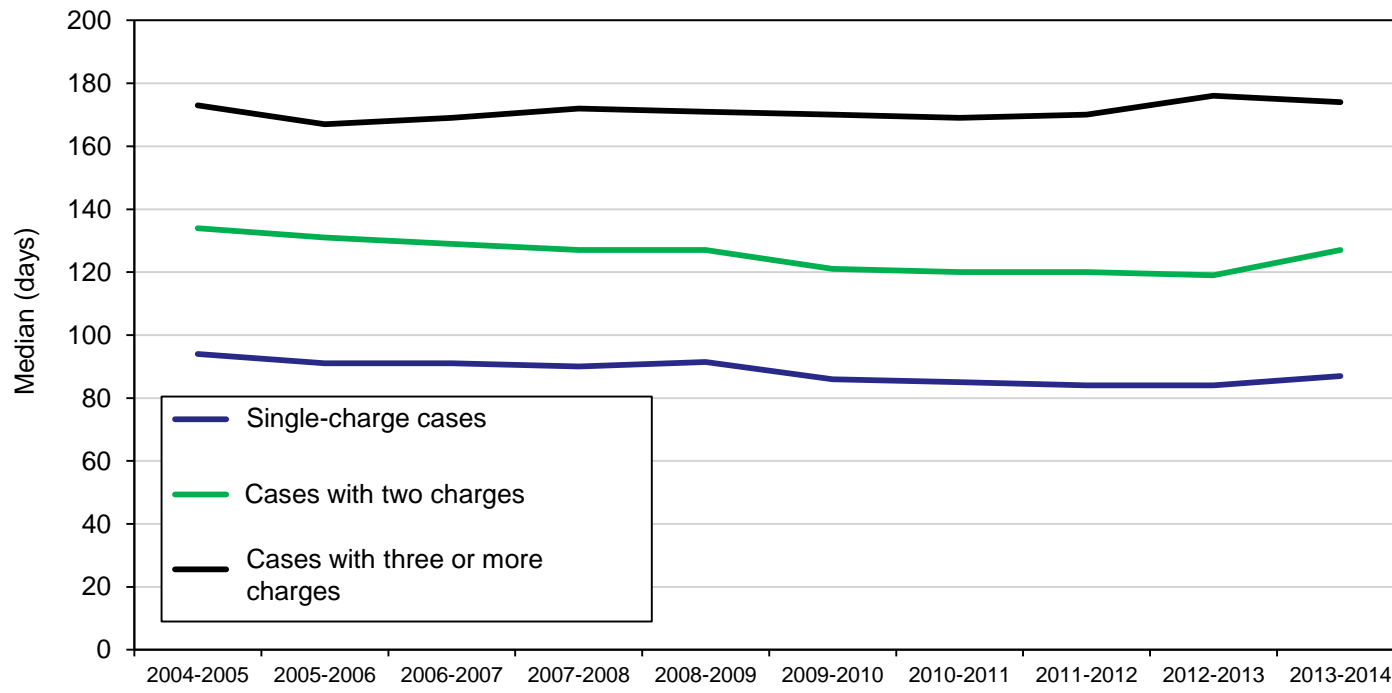
Case elapsed time for the most common types of offences, Canada, 2005/2006 to 2013/2014



Source: Statistics Canada, Canadian Centre for Justice Statistics, Integrated Criminal Court Survey.



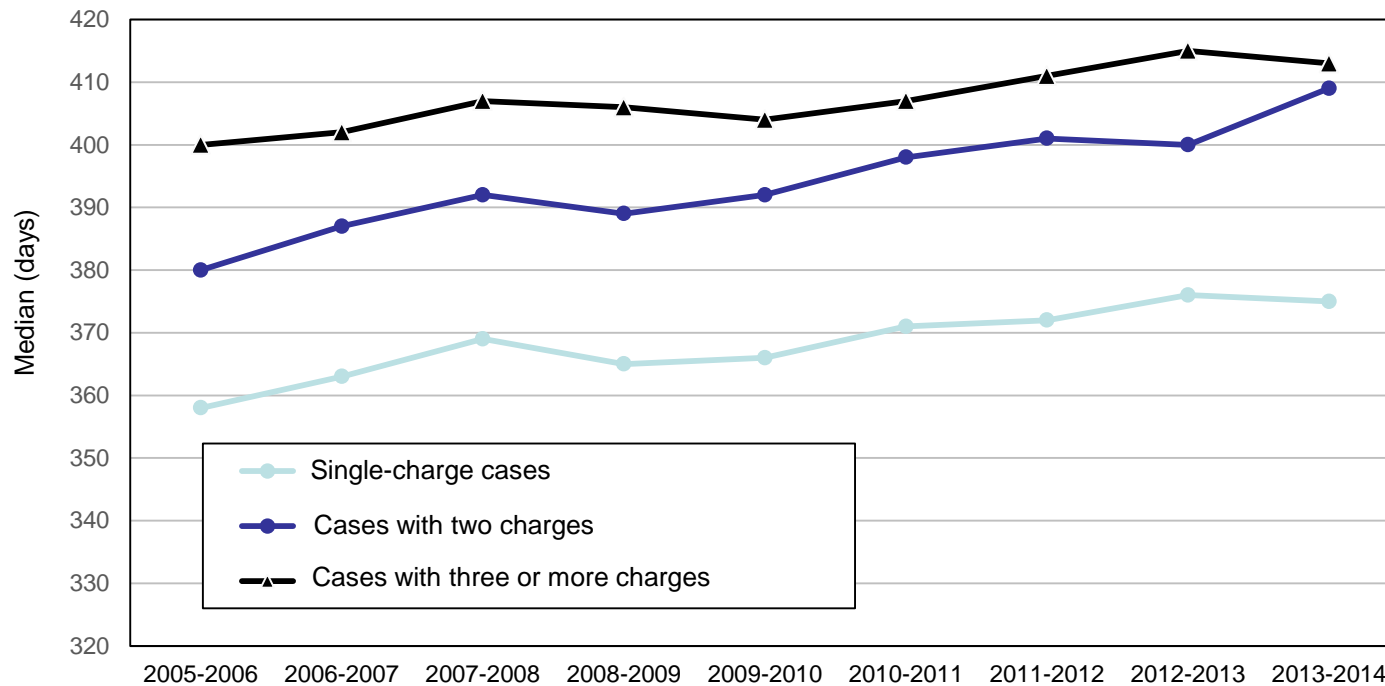
Case elapsed time by number of charges in a case, 2005/2006 to 2013/2014



Source: Statistics Canada, Canadian Centre for Justice Statistics, Integrated Criminal Court Survey.



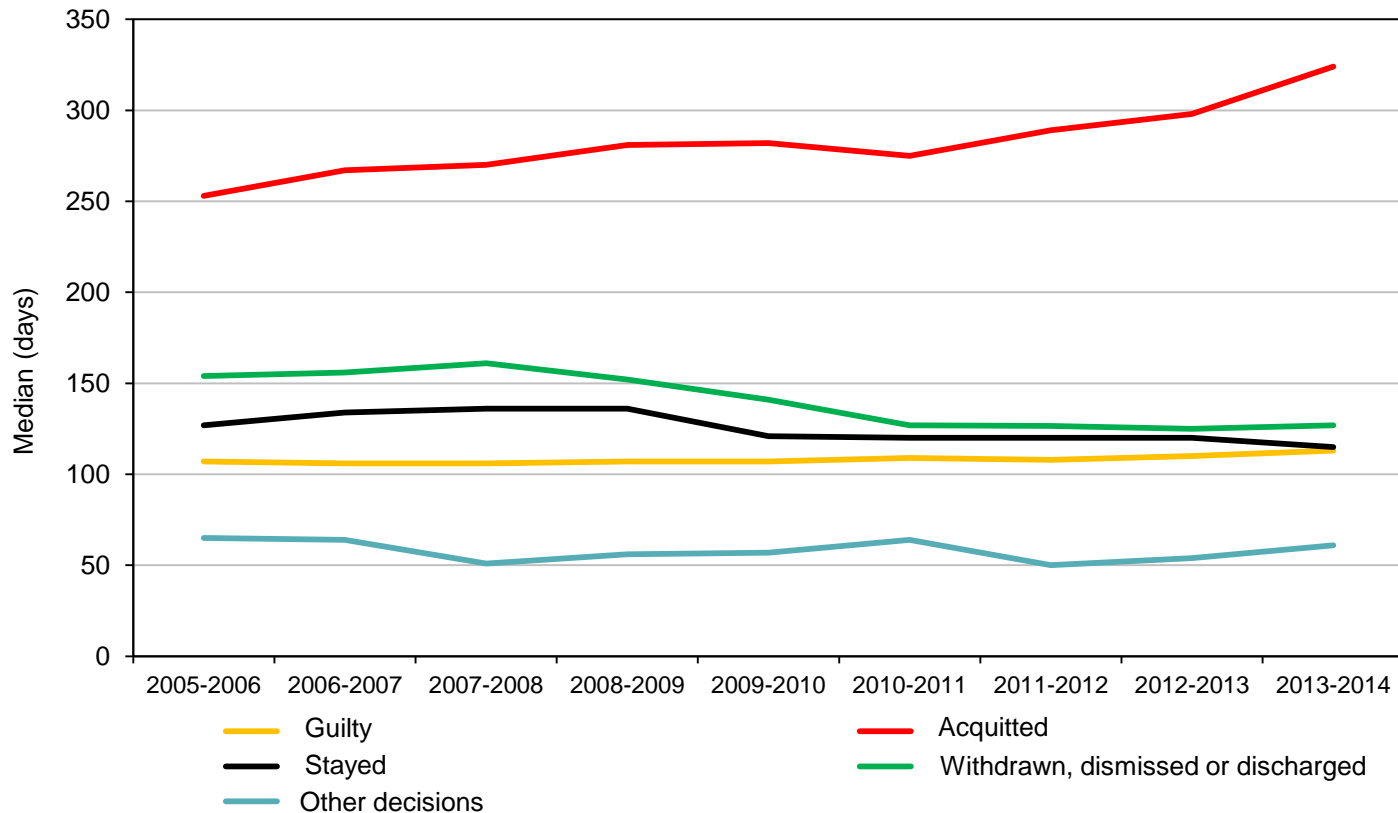
Case elapsed time for long cases (241 days or more) by number of charges in a case, Canada, 2005/2006 to 2013/2014



Source: Statistics Canada, Canadian Centre for Justice Statistics, Integrated Criminal Court Survey.



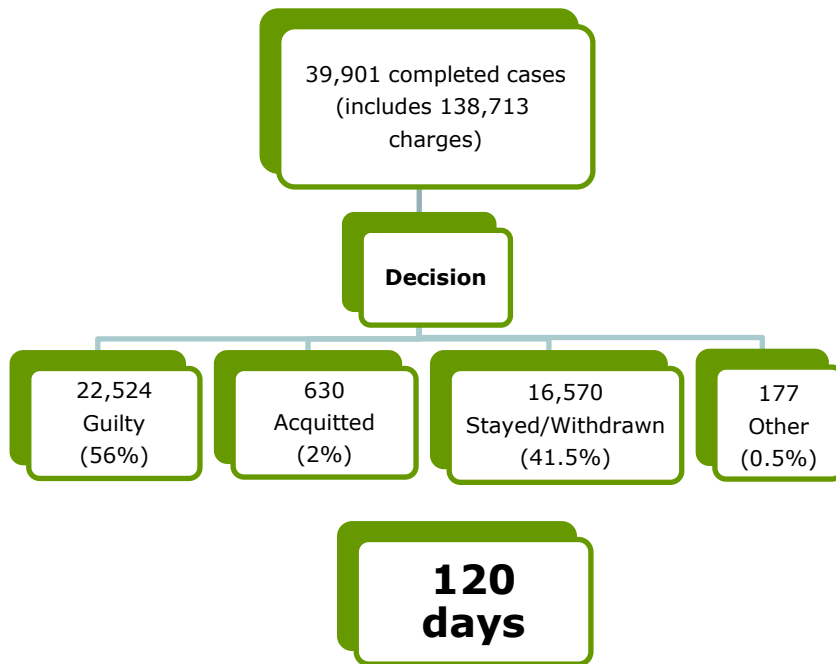
Case elapsed time by type of decision, 2005/2006 to 2013/2014



Source: Statistics Canada, Canadian Centre for Justice Statistics, Integrated Criminal Court Survey.



At a glance: Completed youth court cases, 2005/2006 to 2013/2014



- The number of completed cases in youth court decreased by 31%
- The number of charges decreased by 23%
- More than one-half of all cases result in a guilty finding
- Median case elapsed time was 120 days in 2013/2014, 14 days more than in 2005/2006

Source: Statistics Canada, Canadian Centre for Justice Statistics, Integrated Criminal Court Survey, 2013/2014.



Integrated Criminal Court Survey

Survey redesign

- From 2015 to 2018
- Partnerships
- Prioritizing data capture
- Information system technologies
- Training

Data Gaps

- Superior courts
- Bail
- Legal representation
- Specialized courts
- Warrants
- Crown Proceedings / Crown Election
- Mode of trial
- Plea
- Remand



Canada