



“ENVIRONMENTAL SCAN”

TO: Board of Directors

MEETING: November 19, 2014

FROM: Steven Guiton, Vice-President Technology
and Chief Regulatory Officer

PURPOSE: This document provides an expansive review of the industry in which we operate. It is developed regularly to support CBC/Radio-Canada’s planning activities to inform the Board. The material is updated every year.

DATE: As of October 22, 2014

2014 MEDIA ENVIRONMENT

Information for the Board of Directors
November 19, 2014
Montreal, Quebec





INTRODUCTION

- **This document provides Board members with:**
 - **A high-level overview of how the Canadian broadcasting industry operates,**
 - **CBC/Radio-Canada's role within it,**
 - **Some of the key challenges we and the industry face, and**
 - **An update on some important developments in the last year.**



KEY UPDATES FROM THE SCAN SINCE LAST YEAR

- Consumer TV choice and digital opportunities are the two key pressures driving regulatory change in Canada. However, changes will not likely include subscription revenues or a new local news fund for conventional TV (p. 13 and 15).
- Online TV will be one of, if not the most important, future TV platforms (p. 18). Regulated broadcasters will need to try their hands online (p. 72).
- There has been a slight but noticeable drop of TV viewing in the English Market, which has corresponded with growth in online TV viewing (p. 56). Subscriber levels continue to see modest erosion (p. 49).



KEY UPDATES FROM THE SCAN SINCE LAST YEAR

... continued

- Internet advertising revenues have surpassed TV (p. 45), and mobile has grown its share to 12% (p. 46).
- Mobile is now being measured by comScore and it is a strong source of growth in usage (p. 83).
- Google launches Chromecast, a \$39 solution to stream video to the most important screen (your TV set) from your mobile device (Smartphone or Tablet) (p. 71).
- Spotify, the global leader in Internet radio, finally launches into Canada and adds to a very competitive market (p. 78).



AGENDA

1. Introduction	2
2. Public Policy Framework	5
3. Snapshot of CBC/Radio-Canada	20
4. Surrounded by Titans	30
5. Industry Revenue Shifts	39
6. Audience Behaviour	53



WHAT IS THE PURPOSE OF PUBLIC POLICY IN BROADCASTING?


Broadcasting policy is typically based on one of three assumptions:

1. The economics of **distribution** are challenging in a country the size of Canada (e.g. off-air coverage, universal broadband).
2. The economics of **original content** creation in Canada are challenging in comparison to acquiring content from a larger market (e.g. US vs. Canadian, National vs. Local).
3. Broadcasting is an effective way to inform and enlighten society and **high quality** content would be underrepresented (e.g. public affairs, drama/comedy, kids, performing arts).




THE HIGH IMPORTANCE PLACED UPON BROADCASTING IS CLEARLY EVIDENT IN THE *BROADCASTING ACT*

- The *Broadcasting Act* was passed into law in 1991 and is still in force today
- The *Act* explicitly states that broadcasting “provides, **through its programming**, a public service essential to the maintenance and enhancement of **national identity and cultural sovereignty**.” (Paragraph 3.(1)(b))
- Given that important role, broadcasting in Canada should “serve to safeguard, enrich and strengthen **the cultural, political, social and economic fabric of Canada**.” (Paragraph 3.(1)(d)(i))
- All broadcasting activities are covered under the *Act*



THE ACT ESTABLISHES TWO PRIMARY POLICY TOOLS






TOOL #1: PUBLIC BROADCASTING


- Countries all around the world have created public broadcasters to promote public policy



BBC



france**télévisions**



ABC



Rai



rtve

RTÉ

प्रसार भारती
PRASAR BHARATI
भारत का आवाज का
Broadcasting Corporation of India



arte

الأولى
ابوظبي



ARD 1



EARTU
اتحاد الإذاعة والتلفزيون المصري



iba
רשות השידור

sverigesradio



CBC/RADIO-CANADA'S MANDATE IN THE ACT IS VERY BROAD

3. (1) (l) the **Canadian Broadcasting Corporation**, as the national public broadcaster, should provide **radio and television services** incorporating a wide range of programming that **informs, enlightens and entertains;**
- (m) the **programming provided** by the Corporation should
- (i) be predominantly and distinctively **Canadian,**
 - (ii) reflect Canada and its regions to national and regional audiences, while serving the **special needs of those regions,**
 - (iii) actively contribute to the flow and exchange of **cultural expression,**



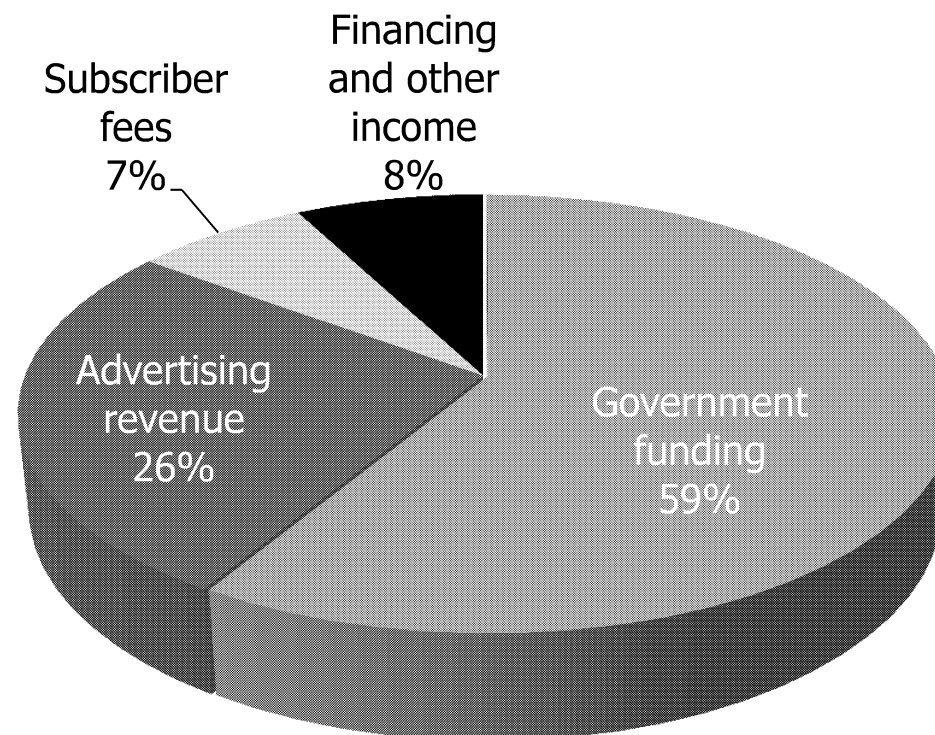
CBC/RADIO-CANADA'S MANDATE IN THE ACT IS VERY BROAD

- (iv) **be in English and in French**, reflecting the different needs and circumstances of each official language community, including the particular needs and circumstances of English and French **linguistic minorities**,
- (v) strive to be of **equivalent quality** in English and in French,
- (vi) contribute to shared **national consciousness and identity**,
- (vii) **be made available** throughout Canada **by the most appropriate and efficient means** and as resources become available for the purpose, and
- (viii) reflect the **multicultural and multiracial** nature of Canada;



CBC/RADIO-CANADA RELIES HEAVILY ON PUBLIC FUNDING

CBC/Radio-Canada's Revenue and Sources of Funds (\$1,858.8 Million)





... AS DO THE PRIVATES

<i>Category</i>	<i>Type of Public Support</i>	<i>Value to Private Broadcasters</i>
<i>Market Entry Restrictions</i>	<i>Foreign Ownership Restrictions</i>	PRICELESS
	<i>CRTC Licensing Policies</i>	
<i>Revenue Protections</i>	<i>Advertising Rules Sec. 19.1 of the Income Tax Act</i>	<i>\$91 - 130 million ⁽¹⁾</i>
	<i>Simultaneous Substitution</i>	<i>\$242 - 262 million ⁽²⁾</i>
<i>Expenditure Relief</i>	<i>Production Tax Credits</i>	<i>\$520 million ⁽¹⁾</i>
	<i>Canada Media Fund (CMF)</i>	<i>\$177 million ⁽³⁾</i>
TOTAL		\$1.0 - \$1.1 billion

NEW

Local Programming Improvement Fund (LPIF) has been eliminated.

Source: (1) Nordicity 2011 estimates; (2) Armstrong Consulting 2014; and (3) CMF Performance Envelopes 2014-15



TOOL #2: THE CRTC

- The CRTC is an independent government agency that **supervises all aspects** of Canadian broadcasting, **including CBC/Radio-Canada.**
- **Promoting access to Canadian content** is one of the key underlying principles of the CRTC's objectives.
- The **CRTC's powers and jurisdiction are set out in the *Broadcasting Act***, and the CRTC is guided by the policy objectives set out in it.
- The CRTC is required to **regulate** the broadcasting system **in a flexible manner** that, among other things, recognizes our **two official languages**, takes into account **regional concerns**, and is **adaptable to technological developments.**




A CHANGING REGULATORY ENVIRONMENT

- The **current environment** can be characterized as follows:
 - 1) Regulatory intervention is becoming **increasingly selective**
 - 2) Going forward, CRTC will be required to play a greater role in **adjudicating disputes** between broadcasters and TV distributors
 - 3) New platforms are emerging and further **fragmenting audiences**
 - 4) Over the last 15 years, the CRTC has **exempted from regulation** undertakings that provide broadcasting services delivered and accessed over the **Internet**. This issue will soon be re-visited in the CRTC's Talk TV decision.
NEW
 - 5) **Conventional TV** has been at the centre of broadcasting policy, but it is under financial distress. The introduction of subscriber revenues or new local news fund seems unlikely.
NEW
 - 6) Significant emphasis has been placed on **increasing consumer choice** in subscription TV (e.g. pick and pay)
NEW

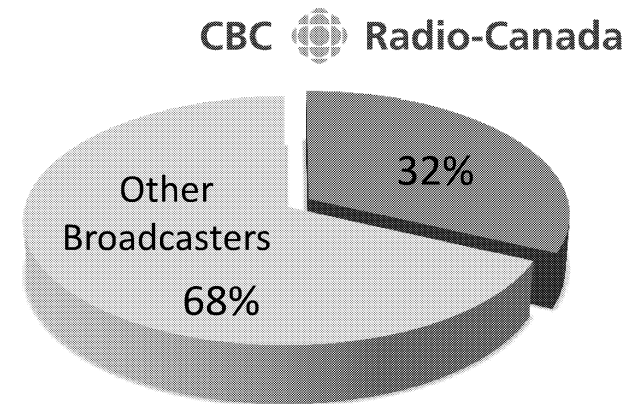


THE CANADA MEDIA FUND (CMF) IS ALSO AN IMPORTANT PUBLIC POLICY TOOL

- The CMF has been around in various forms since 1998
- CBC/Radio-Canada indirectly benefits from about \$85 million in CMF allocations annually
 - Our share is tied closely to our audience performance
- The CMF is essential to delivering our prime time schedules

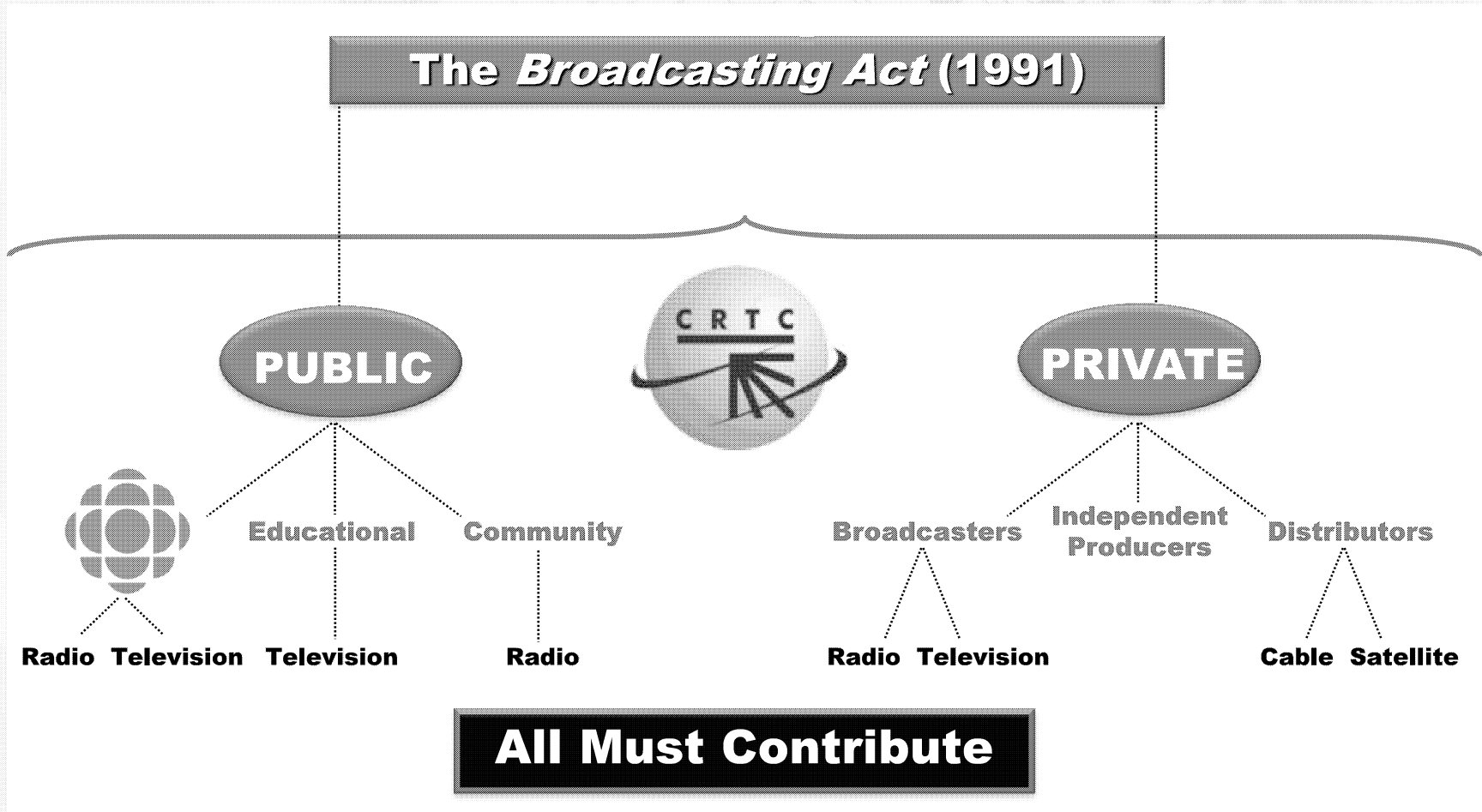


CMF Performance Envelope
Funding Allocations
2014-15





THE BIG PICTURE: PUBLIC POLICY IS AN IMPORTANT COMPONENT OF THE BROADCASTING INDUSTRY






... BUT DEFINING AND PROMOTING PUBLIC POLICY IS BECOMING CHALLENGING



Broadcasting policy must increasingly put consumers first, rather than simply promoting Cancon.

NEW



The Internet represents the future of television, yet **the notion of the CRTC regulating the Internet is toxic.**

The Regulatory Approach Must Change



KEY TAKEAWAYS

- **The broadcasting system is deemed essential** for the well being of our culture, society, economy and democracy.
- Like other countries, the Government utilizes **two key tools** to fulfill its objectives: public broadcasting (**CBC/Radio-Canada**) and regulation (**CRTC**).
- Both CBC/Radio-Canada and the private sector are expected to contribute to the **fulfillment of the *Act***.
- **A greater** focus on consumers and the opportunities created by Internet offers are putting **pressure on current regulation tools**.



AGENDA

1. Introduction	2
2. Public Policy Framework	5
3. Snapshot of CBC/Radio-Canada	20
4. Surrounded by Titans	30
5. Industry Revenue Shifts	39
6. Audience Behaviour	53



CBC/RADIO-CANADA REACHES CANADIANS IN MANY WAYS

TV

CBC
 CBC news network
 ICI RADIO-canada TÉLÉ
 ICI artv
 CBC Radio-Canada
 CBC News Express / RDI Express

documentary
 ICI RDI
 ICI EXPLORA
TV5MONDE

Radio

radio one
 ICI RADIO-canada Première
 ((SiriusXM))
 SATELLITE RADIO

radio 2
 ICI musique Franco COUNTRY
 radio3

ICI musique
 ICI MUSIQUE CHANSONS
 cbc music SONICA

Digital & Other Services

cbc.ca
 ICI RADIO-canada .ca
 YOUR OLYMPIC NETWORK VOTRE DIFFUSEUR OLYMPIQUE
 boutique
 boutiqueradio-canada.ca

CBCnews.ca
 ICI TOU.TV
 kids'cbc
 CBCnorth
 /א/בפב'צ'ד'ר /א/ רבנא'ט'

CBCsports.ca
 ICI musique
 curio.ca
 shop
 cbcshop.ca

CBC books.ca
 CBCmusic.ca
RCI RADIO CANADA INTERNATIONAL
 mobiles



WE SERVE CANADIANS FROM COAST, TO COAST, TO COAST





CBC/RADIO-CANADA CONTRIBUTES POSITIVELY TO THE INDUSTRY AND THE CANADIAN ECONOMY

Snapshot of CBC/Radio-Canada

3

Deloitte • CBC/Radio-Canada has a **substantial positive impact on the economy** — well above its spending power

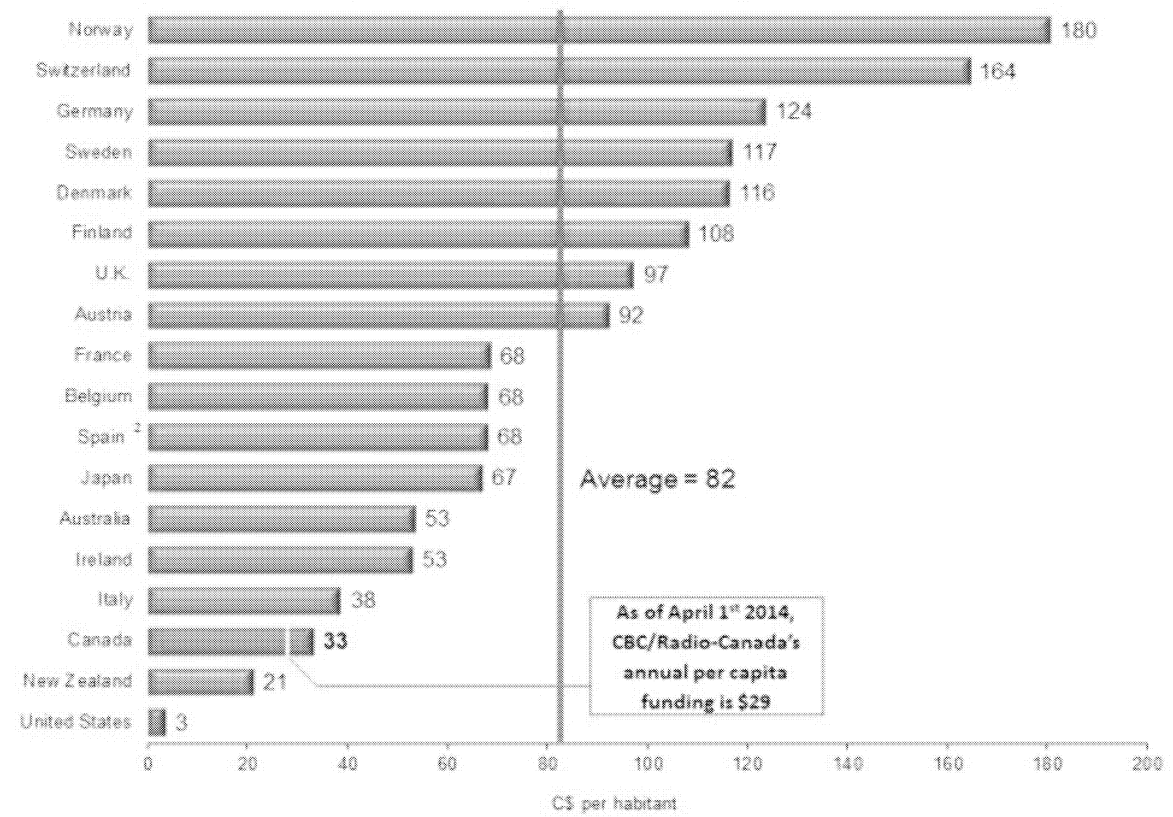
Among the measureable benefits identified were:

- **For every dollar** we receive from Canadians, **we generate almost \$4.00** for the Canadian economy
- Its **regional and local** activities contribute to local economies and creative clusters in many Canadian cities
- It creates depth in the **production sector** by commissioning a wide range of genres
- **Expenditure on programming**, whether commissioned from independent producers, acquired or made in-house, accounts for 63% of CBC/Radio-Canada's total expenditure (\$1,014 million in 2013)
- It implements **new technologies** which are later adopted by other broadcasters and the wider creative sector



CBC/RADIO-CANADA'S FUNDING IS AMONG THE LOWEST IN THE WORLD

Per Capita Public Funding for Public Broadcasters - 2011



Source: Nordicity, "Analysis of Government Support for Public Broadcasting and Other Culture in Canada" (October 2013)

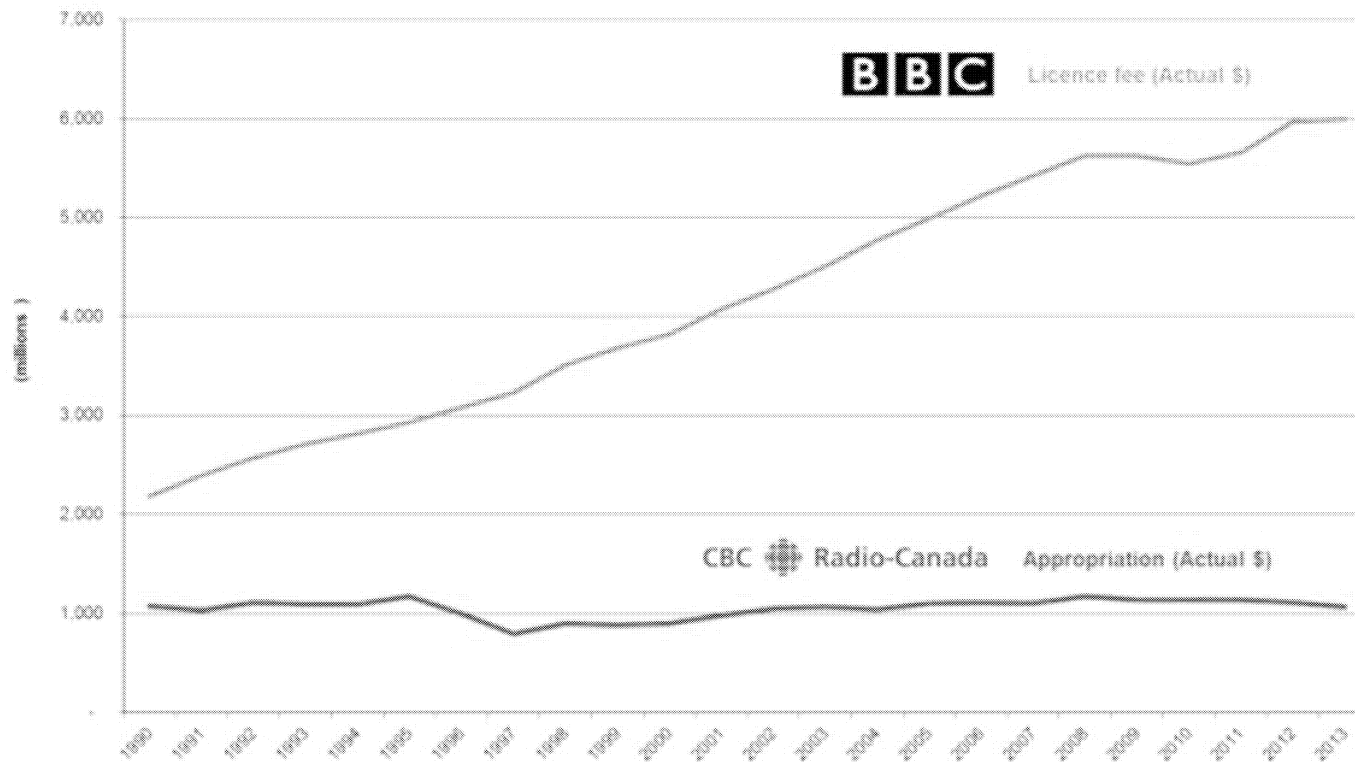
2. Figures for Spain include an estimate for the public broadcasters of the autonomous regions.



... AND NOT KEEPING PACE WITH OTHER PUBLIC BROADCASTERS SUCH AS BBC

NEW

BBC vs CBC Governmental Funding Indexed to CPI Growth

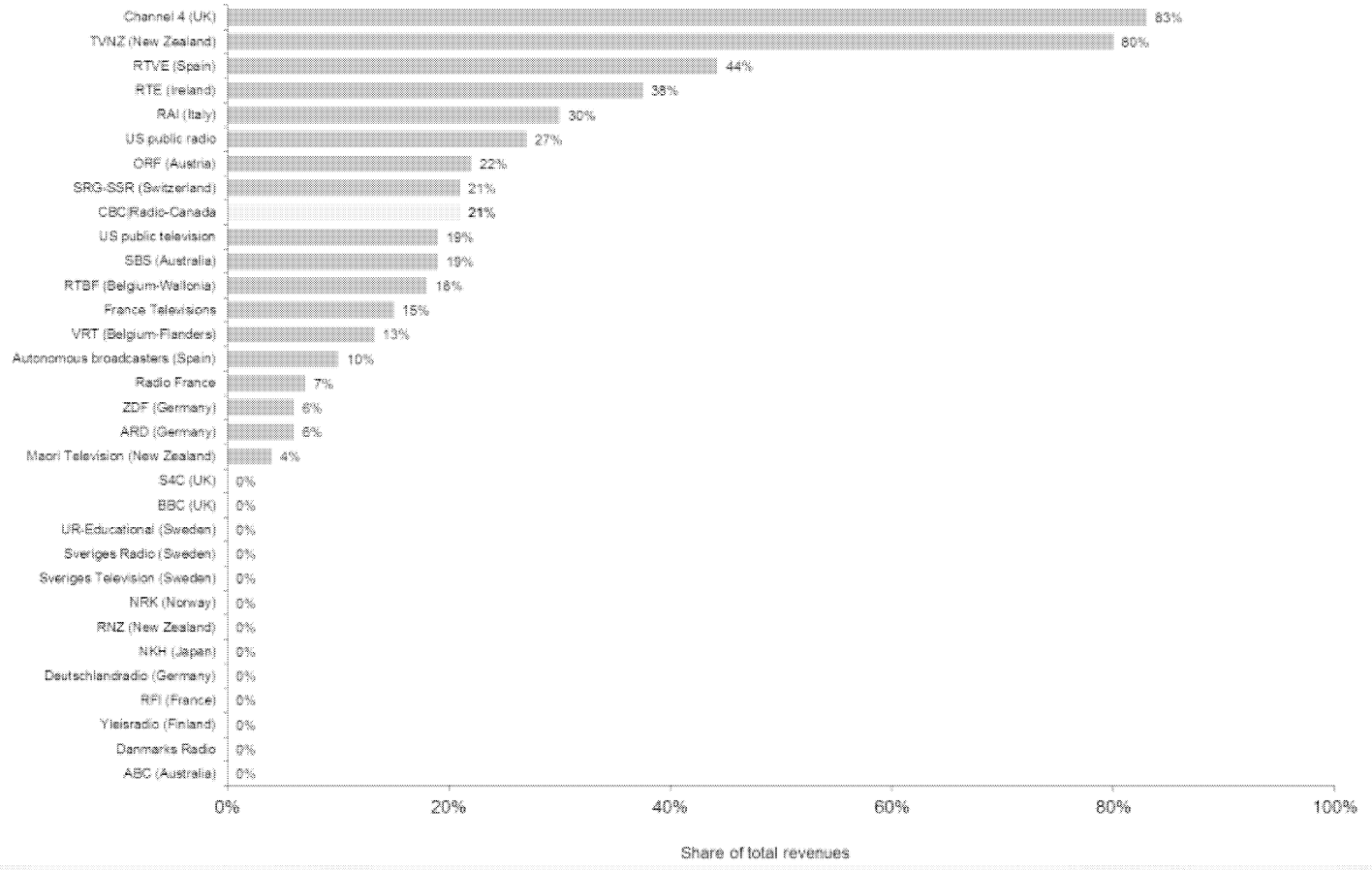


Source: BBC and CBC/Radio-Canada Annual Reports
 * Uses 2013 exchange rate of 1 CDN = 1.6 Pounds for all years.



LIKE MOST PUBLIC BROADCASTERS, CBC/RADIO-CANADA RELIES ON ADVERTISING

Advertising and sponsorship revenues by individual public broadcaster, 2011

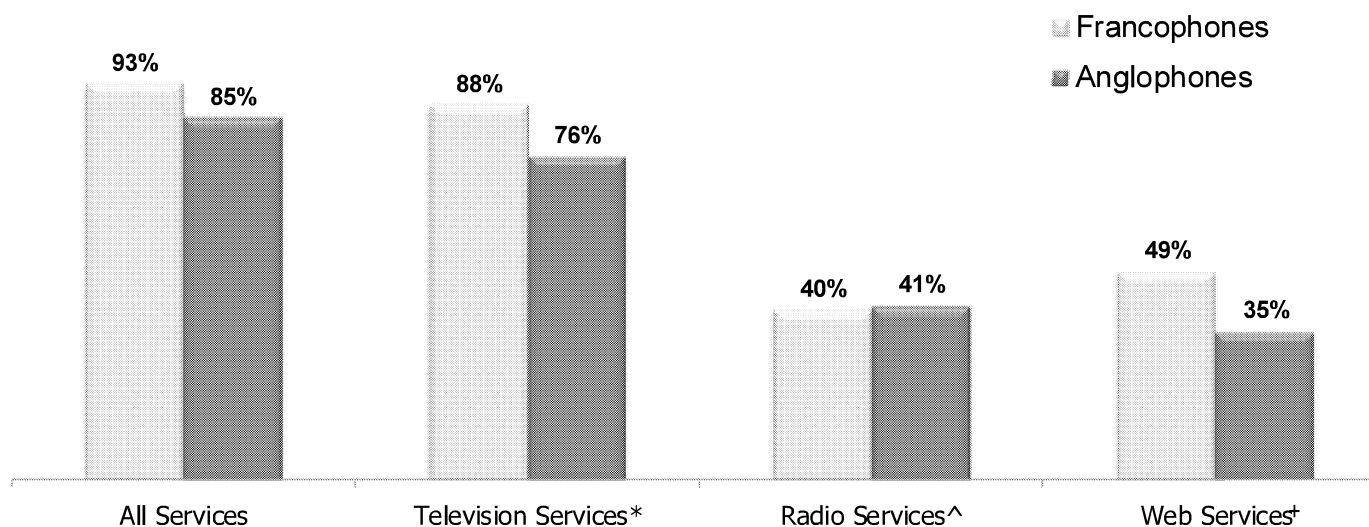


Source: Nordicity, "Analysis of Government Support for Public Broadcasting and Other Culture in Canada" (October 2013)



WE REACH VIRTUALLY ALL CANADIANS. TV IS STILL THE MOST COMMON MEANS. RADIO AND ONLINE ARE SIGNIFICANT

Unduplicated Monthly Reach
Francophones and Anglophones



* Television Services include: CBC TV, CBC News Network, *documentary*, ICI Radio-Canada Télé, ICI RDI, ICI ARTV and ICI EXPLORA.

^ Radio Services include: CBC Radio One, CBC Radio 2, ICI Radio-Canada Première and ICI Musique.

+ Web Services: CBC.ca, music.cbc.ca, ICI Radio-Canada.ca, ICI Musique.ca and ICI Tou.tv.

Source: Mission Metrics Survey 2013-2014, TNS Canadian Facts (n = 4,800 Canadians 18+ – 2,400 Anglophones and 2,400 Francophones).



THERE IS STRONG PUBLIC SUPPORT FOR CBC/RADIO-CANADA

NEW

64% of Canadians have a **very favourable**¹ opinion of CBC/Radio-Canada.

71% of Canadians **strongly agree**¹ that there is a clear need and role for CBC into the future.

Source: Mission Metrics survey 2013-14

1. Scored 8, 9 or 10 on a 10-point scale. 6-10/10 is 83% favourable and 84% agree.



KEY TAKEAWAYS

- CBC/Radio-Canada has a **broad mandate and modest funding** by many measures
- CBC/Radio-Canada has well over **100 stations** (88 radio, and 27 TV) and an **expanding offering of services on new platforms and in all regions**
- CBC/Radio-Canada contributes positively to **support the industry and the economy**
- **TV** is still the largest way we reach Canadians
- Canadians **strongly support** CBC/Radio-Canada



AGENDA

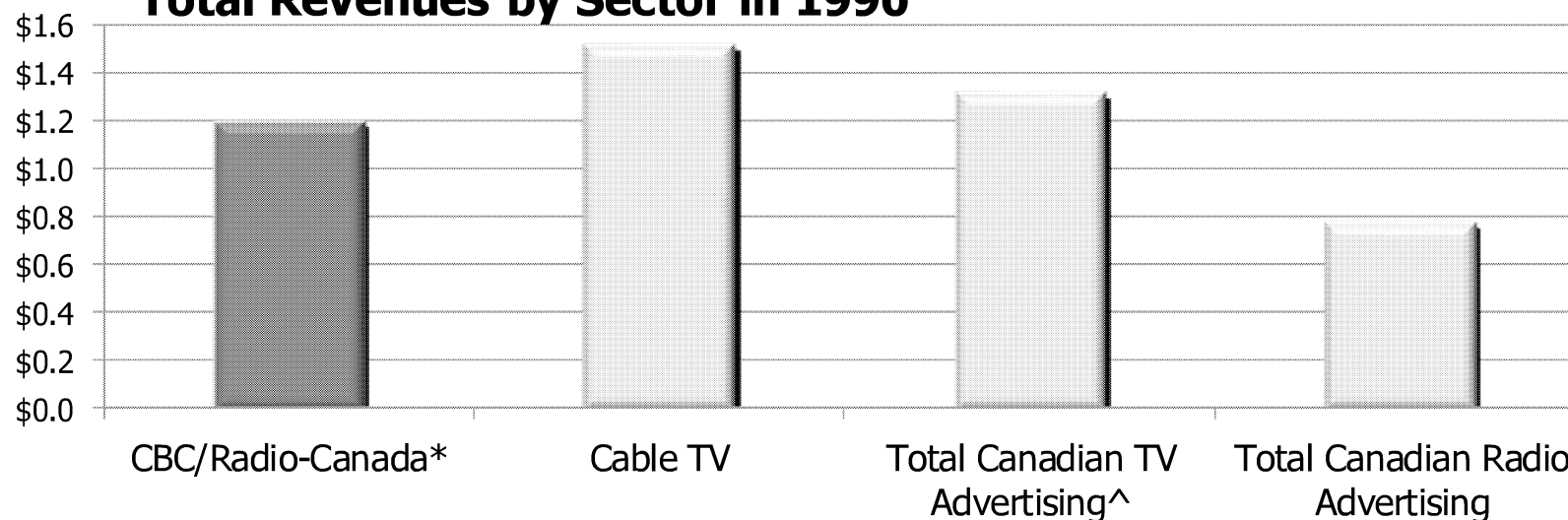
1. Introduction	2
2. Public Policy Framework	5
3. Snapshot of CBC/Radio-Canada	20
4. Surrounded by Titans	30
5. Industry Revenue Shifts	39
6. Audience Behaviour	53



A GENERATION AGO, CBC/RADIO-CANADA WAS A LARGE PLAYER IN THE BROADCASTING INDUSTRY

CBC/Radio-Canada's financial resources were comparable to entire industry sectors, like TV, radio and cable

Total Revenues by Sector in 1990

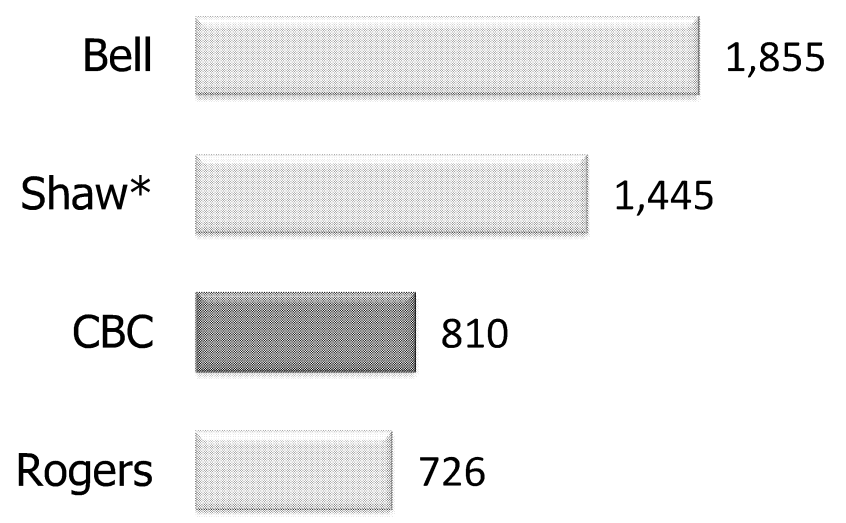


Source: CBC/Radio-Canada Annual Report
* Total revenues and funding.
^ Net of CBC/Radio-Canada's TV advertising.




TODAY, CBC IS ABOUT HALF THE SIZE OF THE INDUSTRY LEADERS. RADIO-CANADA CONTINUES TO BE THE LARGEST IN ITS MARKET.

English TV Industry Revenue In \$ Millions



French TV Industry Revenue In \$ Millions

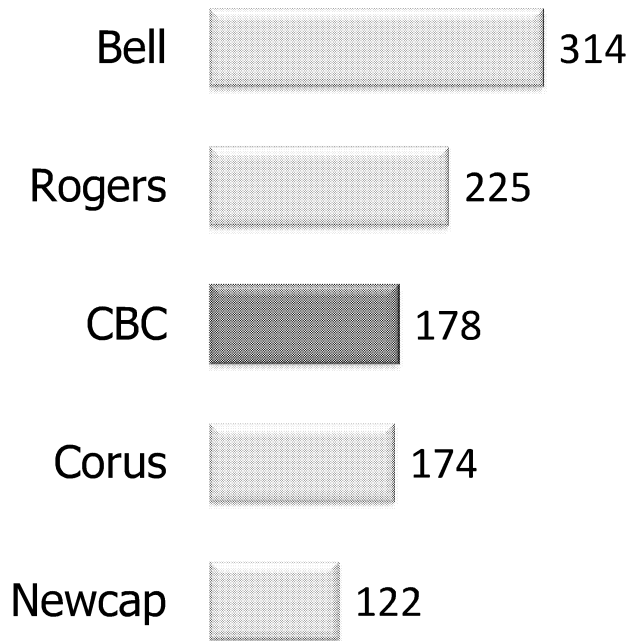


Source: CRTC 2013 Aggregate Returns and Financial summaries
• Includes Corus




IN THE RADIO MARKET, RADIO-CANADA IS THE LARGEST. CBC IS RANKED THIRD.

English Radio Industry Revenue In \$ Millions



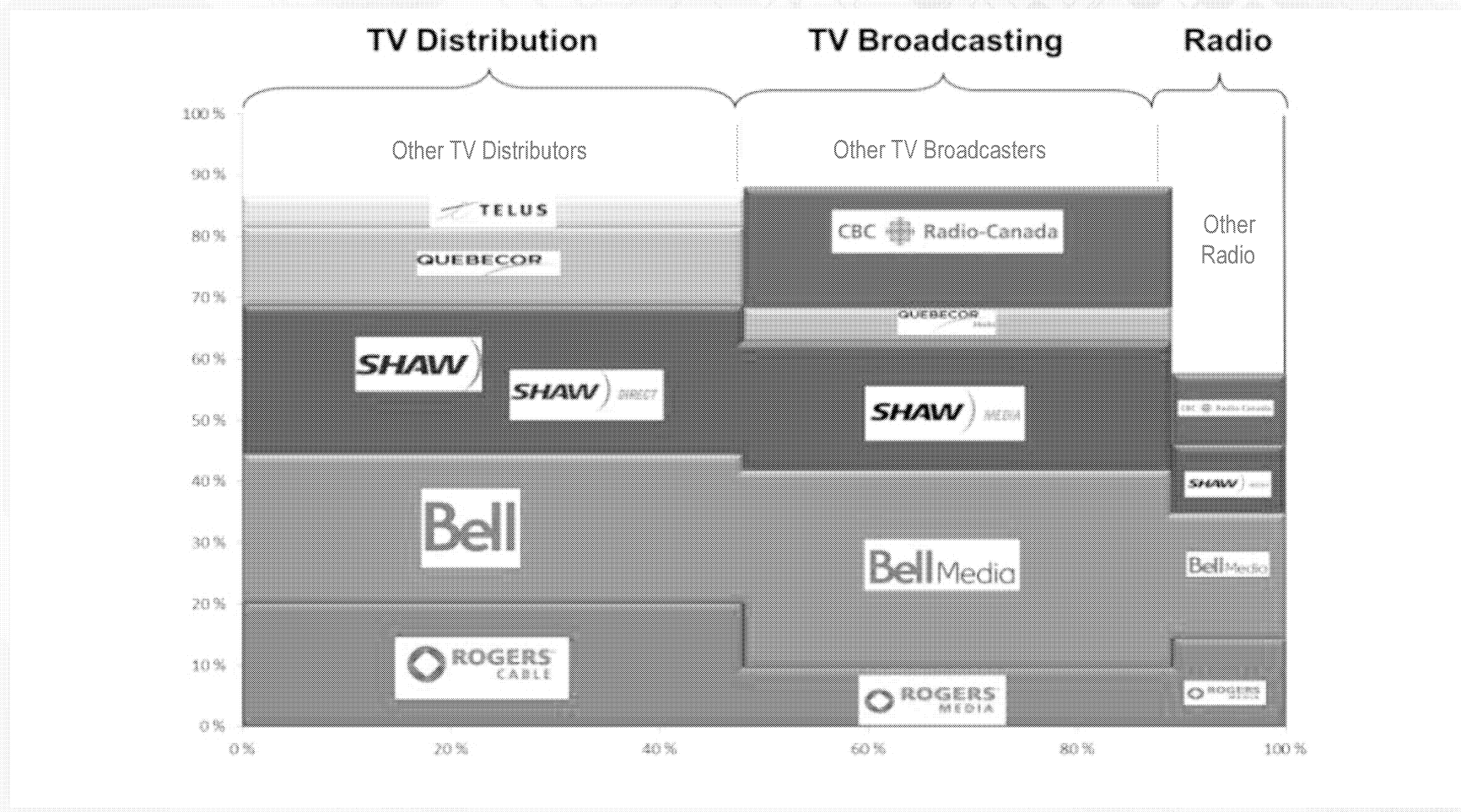
French Radio Industry Revenue In \$ Millions



Source: CRTC 2013 Aggregate Returns



HOWEVER, BROADCASTERS HAVE LARGELY BEEN ACQUIRED BY MUCH LARGER TV DISTRIBUTORS



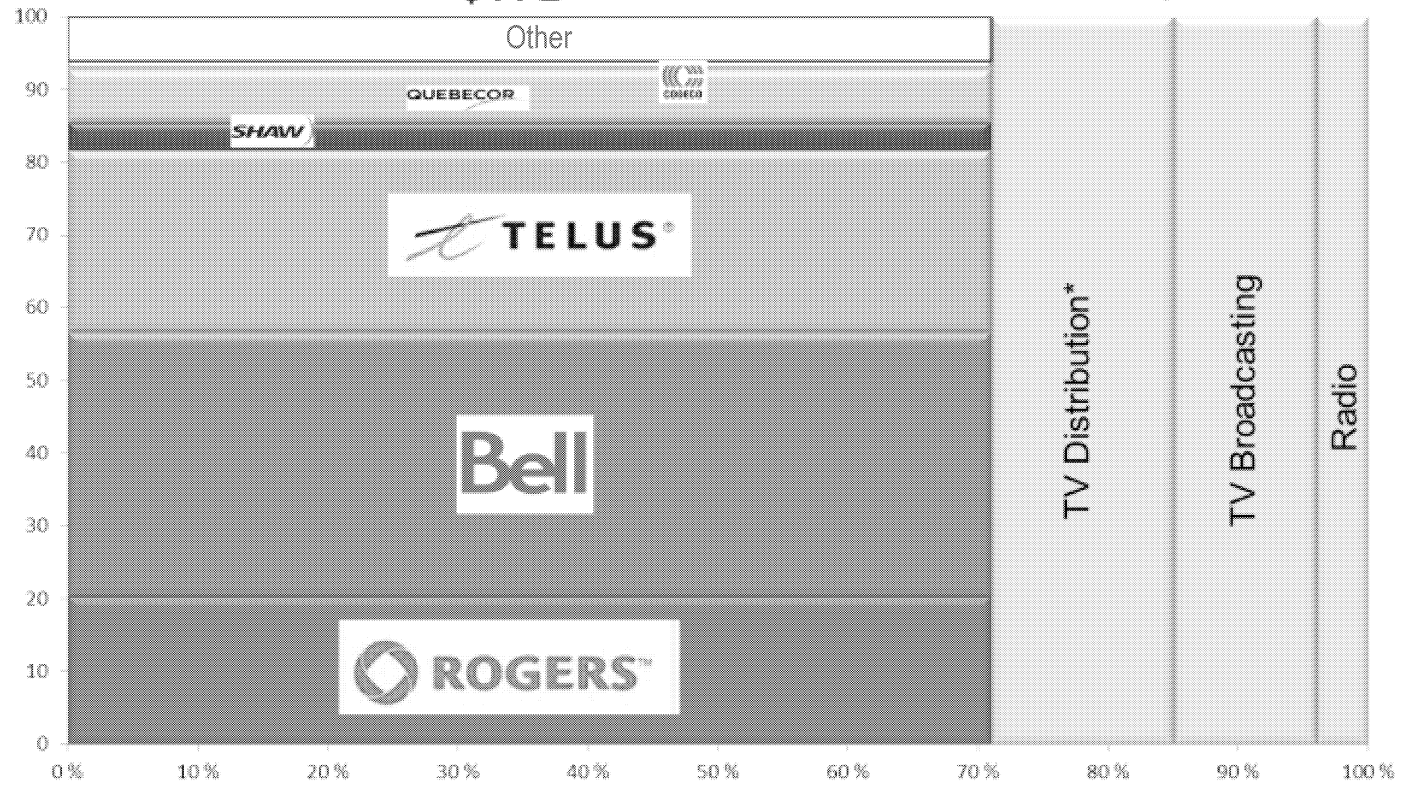
Source: CRTC 2013



... WHO OFTEN ARE ALSO TELECOM GIANTS

Telecommunication Industry Revenues
\$44 B

Media Industry Revenues
\$18 B



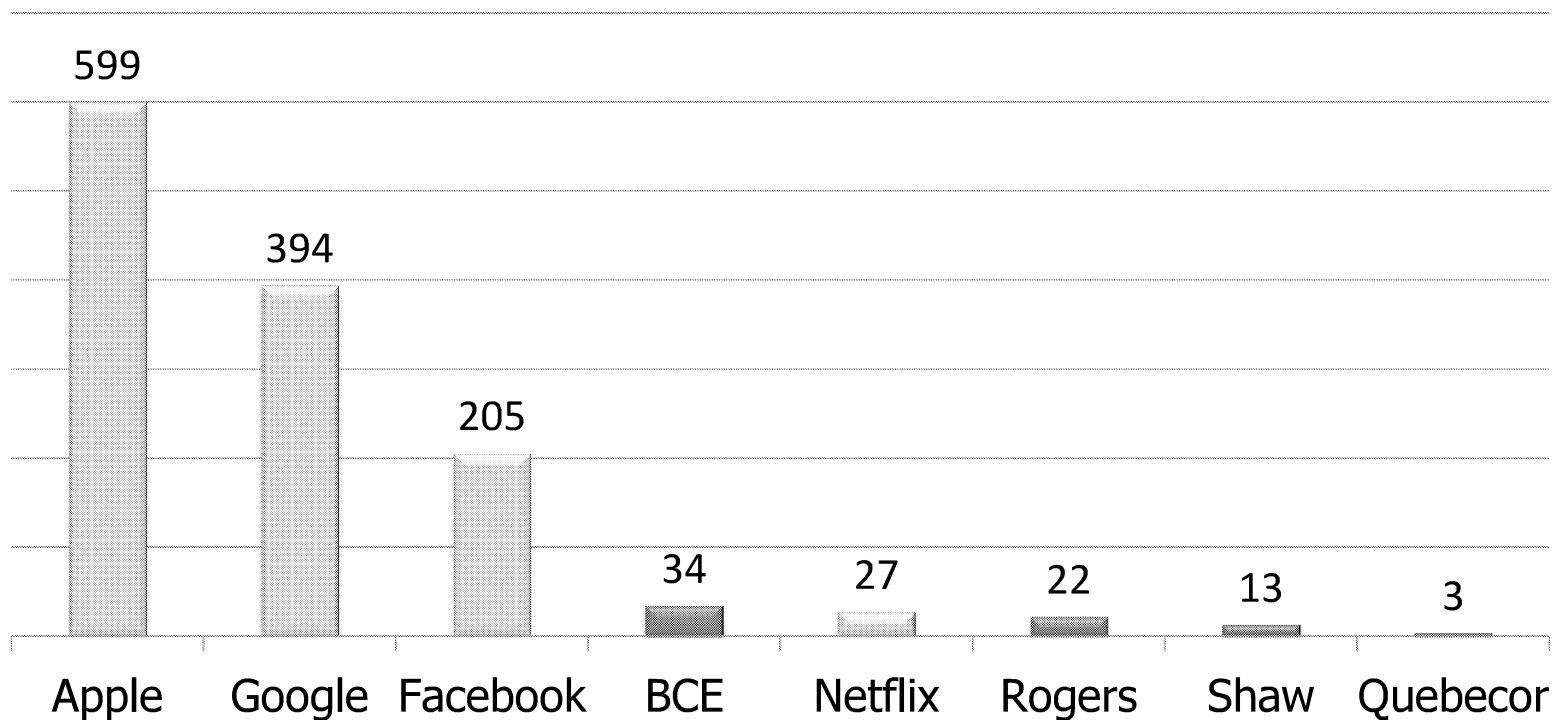
Source: CRTC 2013 and Company Reports

* Net of \$3B in affiliate payments that TV distributors pay TV broadcasters (i.e. specialty/pay TV wholesale subscribers fees).



THE INTERNET OPENS UP OUR BORDER TO NEW, BIGGER COMPETITORS

Market Capitalization of Select Companies, Foreign and Domestic (in Billions)



Source: Marketwatch.com, Accessed: September 30, 2014



... MANY OF WHOM ARE TRYING TO CHANGE THE BUSINESS



However, Apple, Google and Netflix have also proven to be partners.



KEY TAKEAWAYS

- A generation ago, CBC/Radio-Canada was a **large player** in the broadcasting industry.
- Today, Radio-Canada still has the **most financial resources for TV and radio broadcasting in the French market.** CBC TV is the **third largest in the English market.**
- Private broadcasting assets are now largely **integrated into larger distribution/telecommunication industries.**
- In addition, the Internet has opened Canada's borders to **global competitors** (and **potential partners**).



AGENDA

1. Introduction	2
2. Public Policy Framework	5
3. Snapshot of CBC/Radio-Canada	20
4. Surrounded by Titans	30
5. Industry Revenue Shifts	39
6. Audience Behaviour	53



THERE ARE THREE PRINCIPLE SOURCES OF REVENUES IN THE BROADCASTING INDUSTRY

1. Advertising

Helping advertisers reach consumers

2. Subscription

Helping consumers fulfill their demands

3. Public Funding

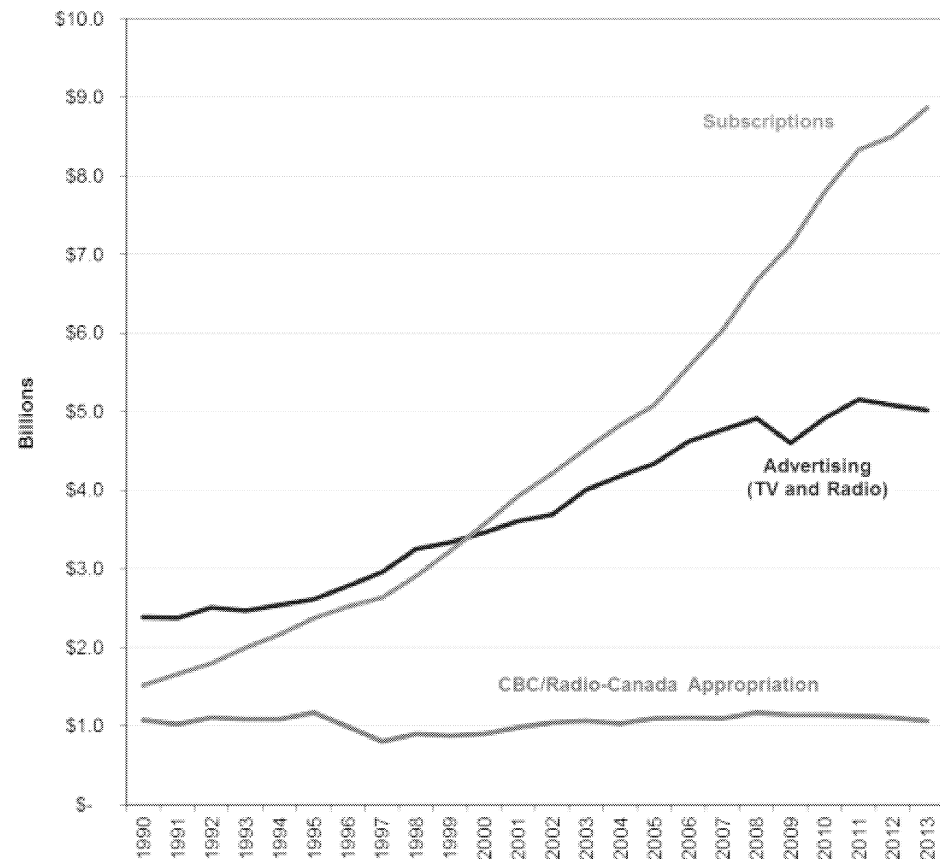
Helping achieve public policy goals



MASSIVE SHIFTS IN REVENUES HAVE RESHAPED THE INDUSTRY

- A generation ago, **subscriptions** were small. Now they are the **driving revenue source** in the industry
- **Advertising** has been **growing**, but has **experienced instability** in recent years
- **Public funding** has been relatively **flat in comparison**

Canadian Broadcasting Industry Revenues



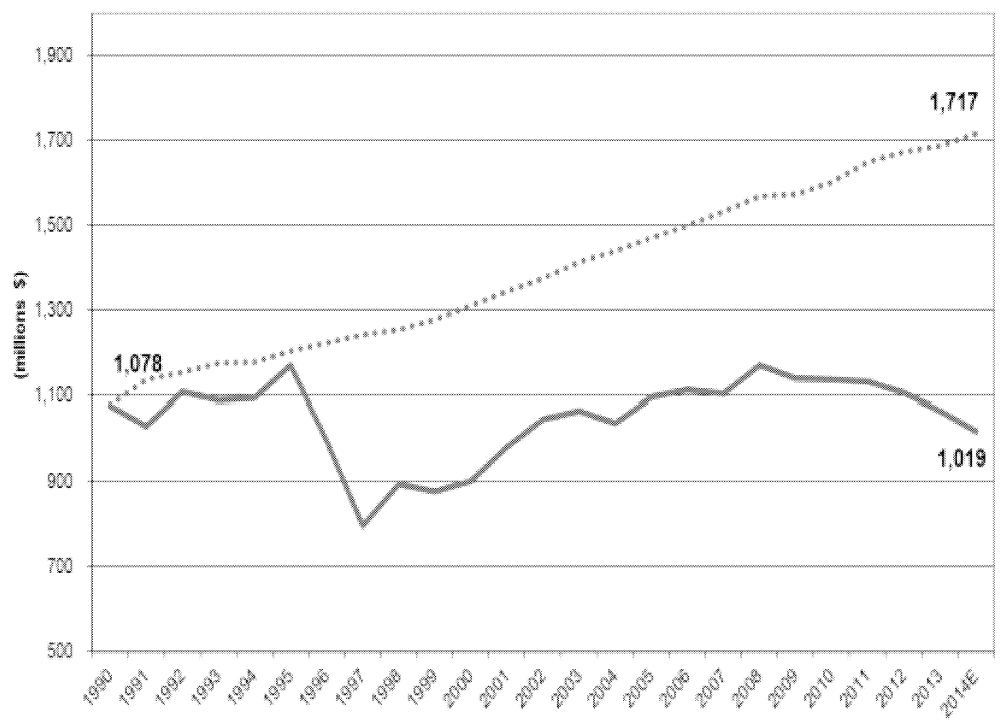
Sources: Statistics Canada, CRTC and CBC/Radio-Canada Research and Analysis estimates



PUBLIC FUNDING TO BROADCASTING HAS BEEN STAGNANT FOR MANY YEARS

- CBC/Radio-Canada's real **parliamentary appropriation** is about the same as it was 20 years ago

CBC/Radio-Canada Parliamentary Appropriation Indexed to CPI Growth

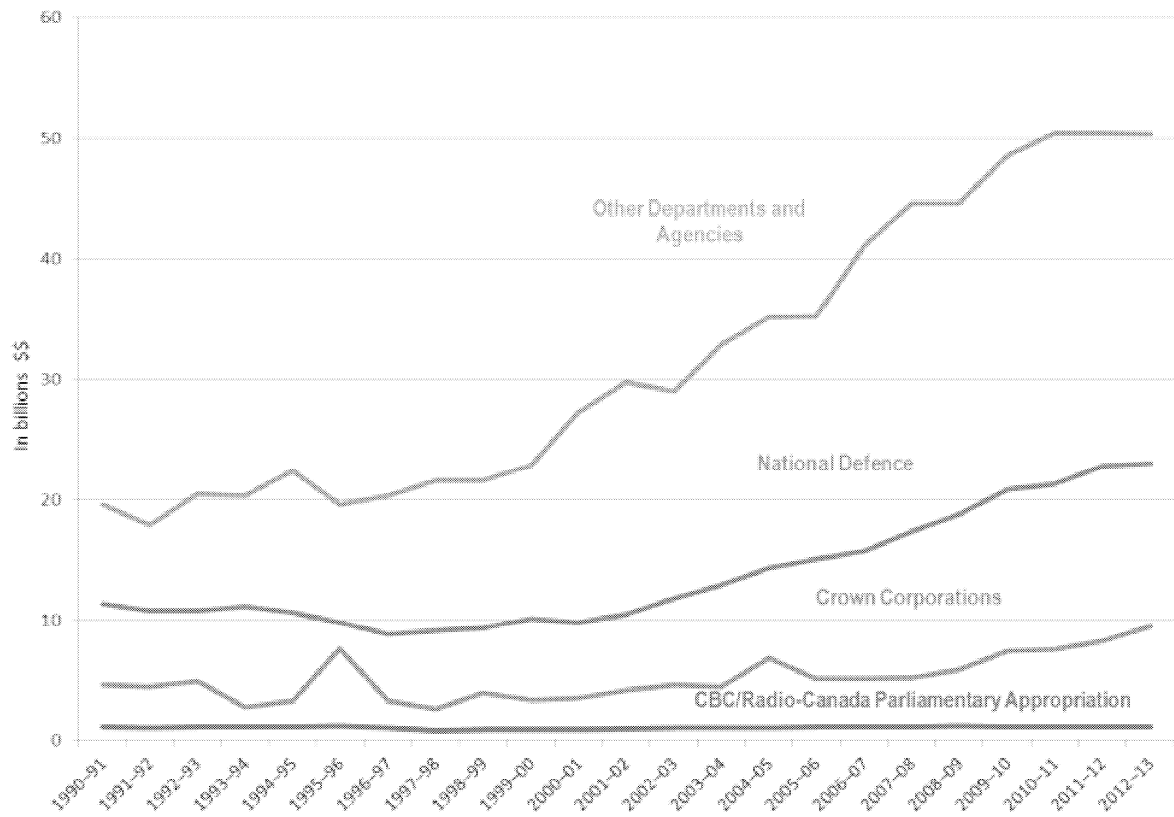


Sources: Statistics Canada, Nordicity and CBC/Radio-Canada Annual Reports



CBC/RADIO-CANADA TRAILS OTHER PUBLIC SPENDING PRIORITIES OF THE GOVERNMENT

Federal Government Expenditures*



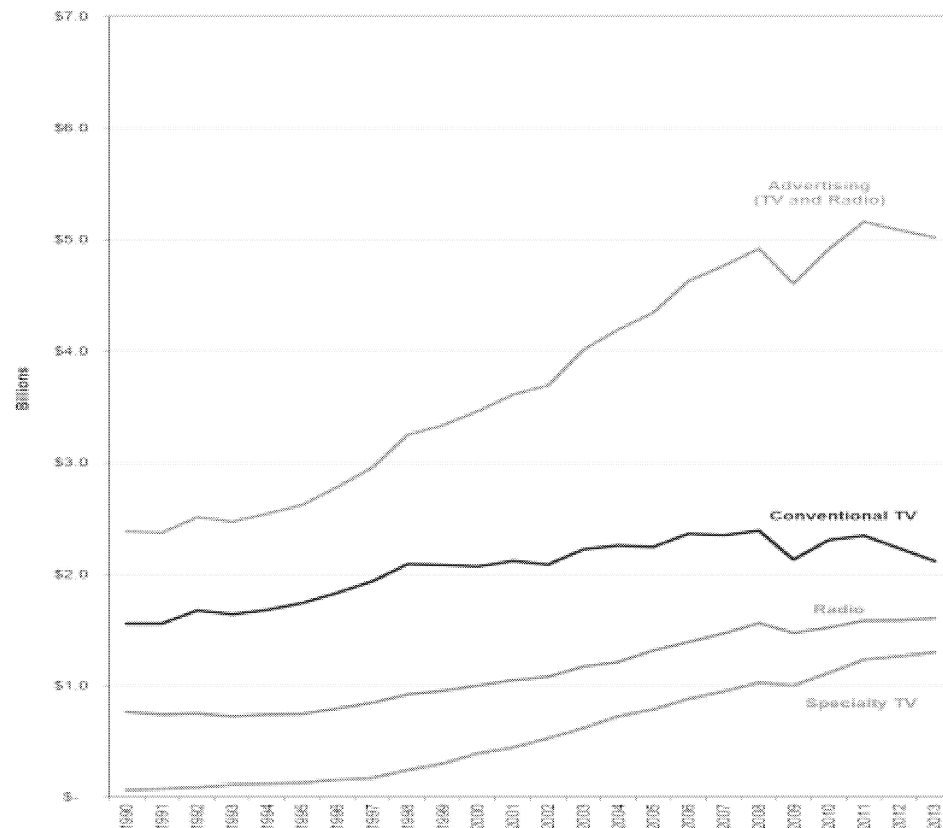
Source: Department of Finance Canada
 * Excludes transfer payments and public debt changes



MEANWHILE, BROADCAST ADVERTISING HAS BEEN STRUGGLING SINCE THE RECESSION IN 2008

- **Specialty TV** advertising is the fastest growing broadcast category
- **Conventional TV** advertising has been struggling since the recession and is now experiencing declines
- **Radio** advertising continues to grow slowly

Canadian Broadcasting Industry Revenues: Advertising



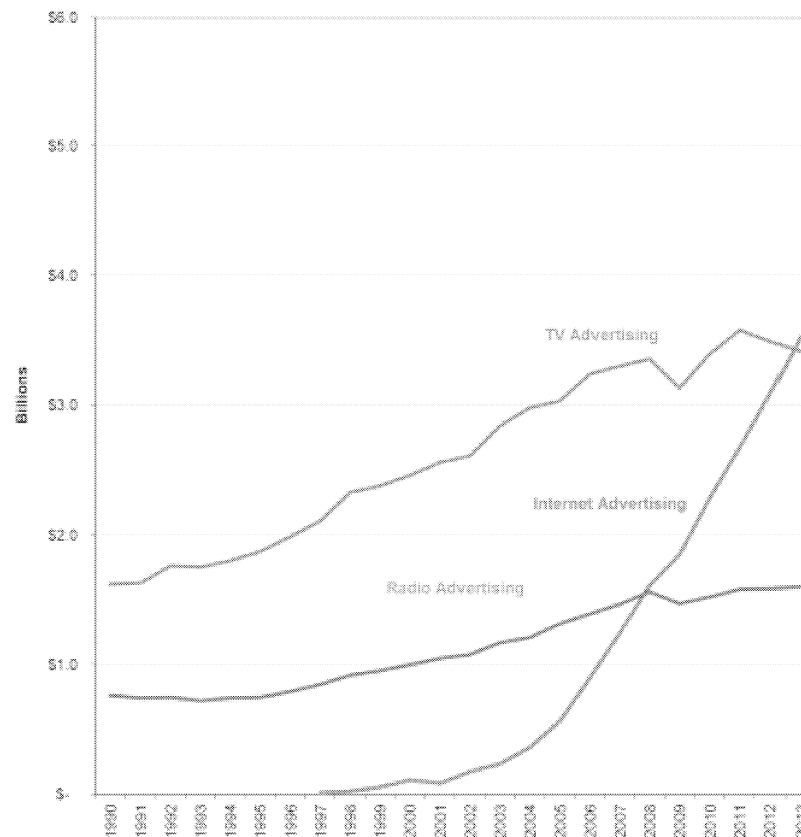
Source: Statistics Canada, CRTC



INTERNET ADVERTISING REVENUE HAS NOW SURPASSED TV (CONVENTIONAL AND SPECIALTY COMBINED)

- All sorts of **non-media time** spent on the Internet, like communication (e.g. Facebook) and research time (e.g. Google) **can be measured and sold to advertisers**

**Canadian Industry Revenues:
Broadcast and Internet Advertising**



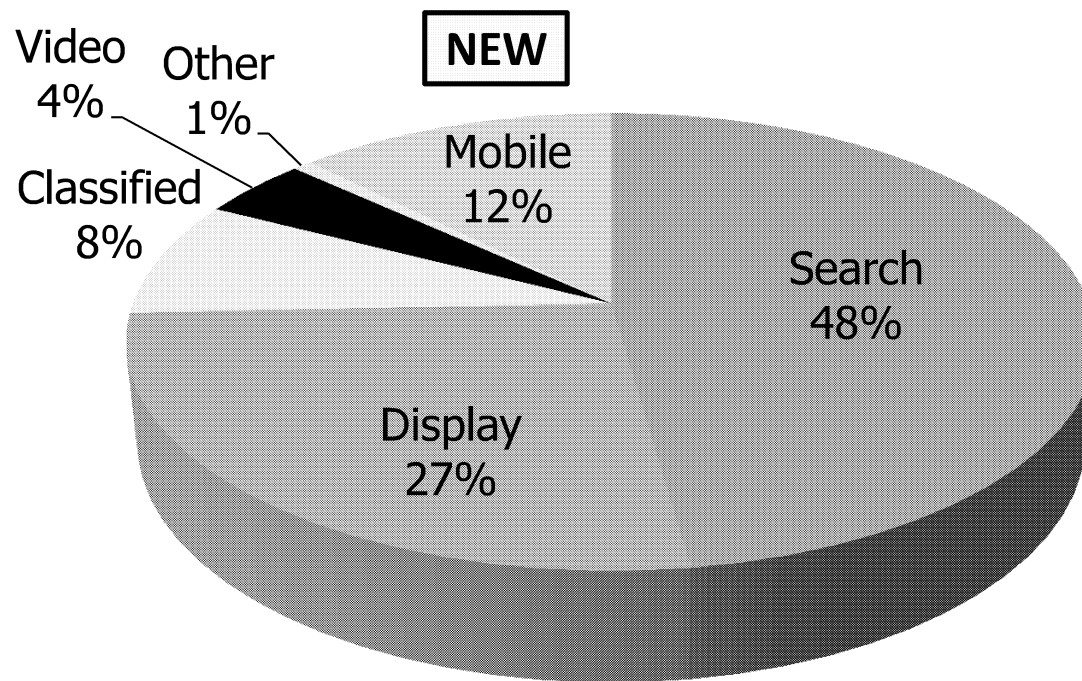
NEW

Sources: Statistics Canada and Internet Advertising Bureau



INTERNET ADVERTISING IS DRIVEN FOREMOST BY SOFTWARE COMPANIES

Internet Advertising Revenue by Category



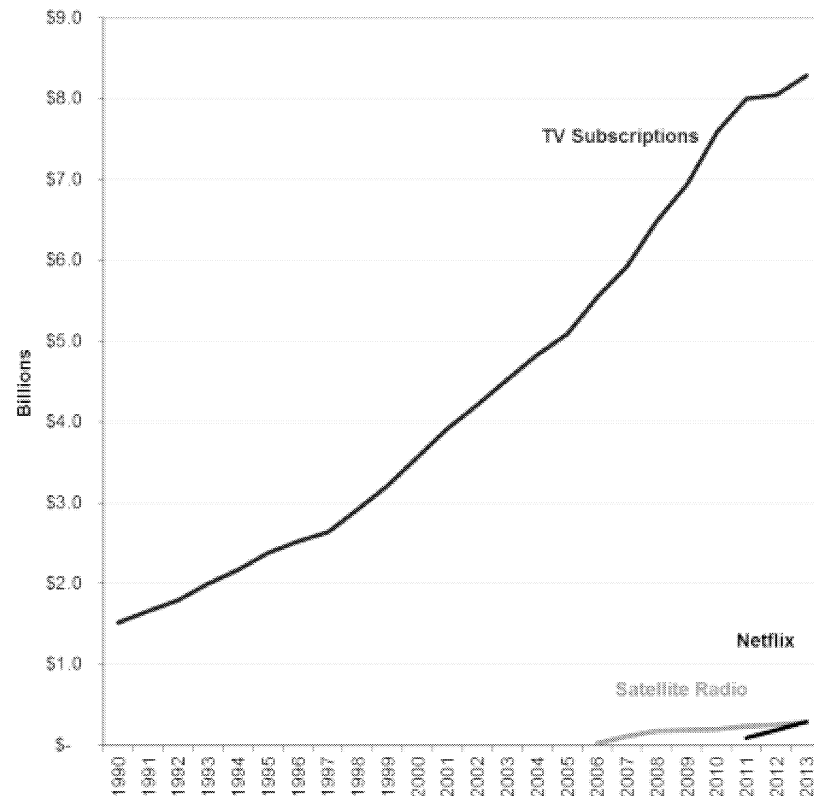
Source: Internet Advertising Bureau (September 2014)



CONSUMERS DEMAND MORE CHOICE AND CONVENIENCE AND THEY HAVE BEEN PAYING FOR IT

- **Traditional TV subscriptions (e.g. cable TV)** still capture the lion's share of dollars, but growth slowed recently for the first time ever
- **Netflix** has quickly emerged on the scene
- Canadians can also subscribe to audio services via **satellite radio**

Canadian Broadcasting Industry Revenues: Subscriptions

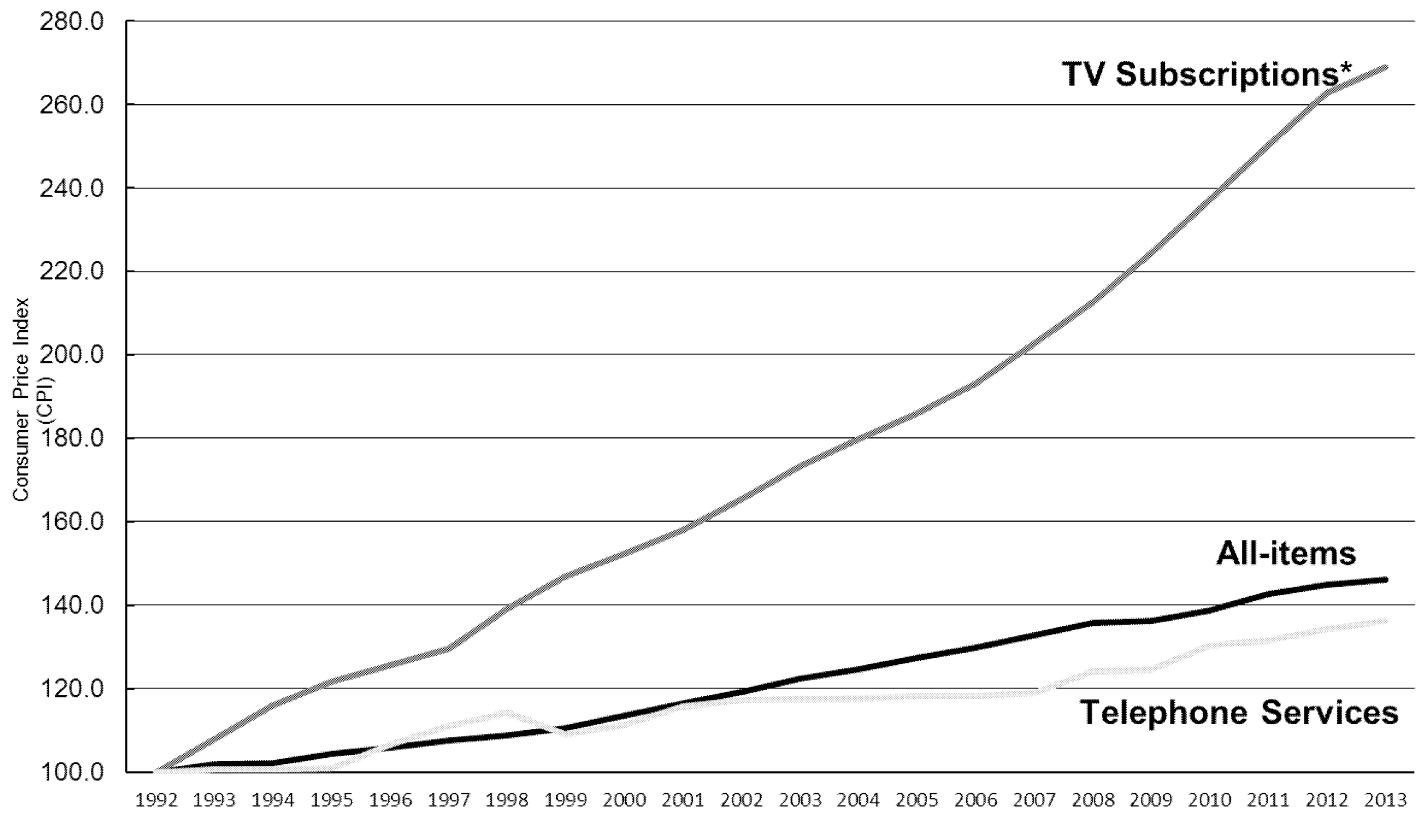


Sources: Statistics Canada, PwC (Satellite Radio) and CBC Research and Analysis



TV DISTRIBUTION PRICE INCREASES FAR OUTSTRIP COST OF LIVING PRICE INCREASES

Inflation Rate as Measured by the Consumer Price Index
(1992 = index of 100)

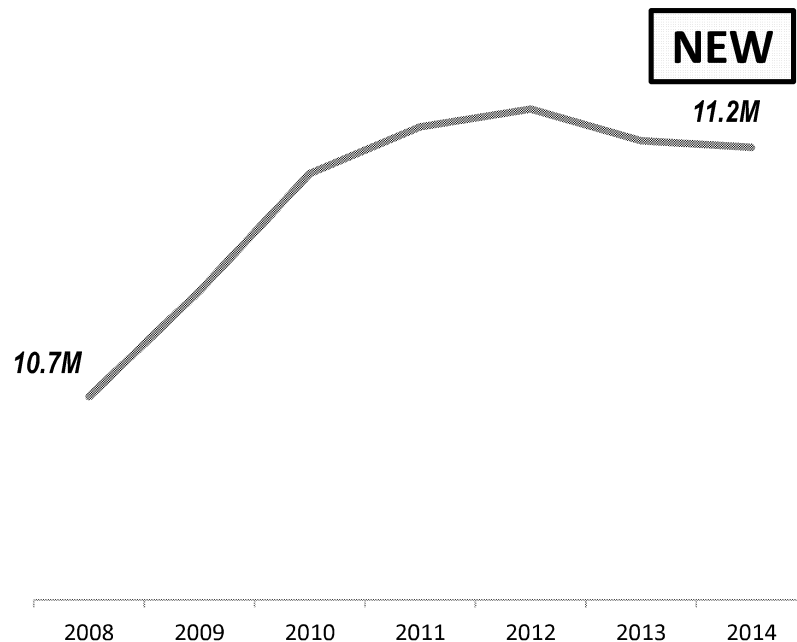


* Category includes Cable, DTH and other TV subscription services
Source: Statistics Canada (Table 326-0021)



PRESSURE IS BUILDING ON THE TV SUBSCRIPTION BUSINESS MODEL

Residential TV Subscribers



Source: MediaSTATS

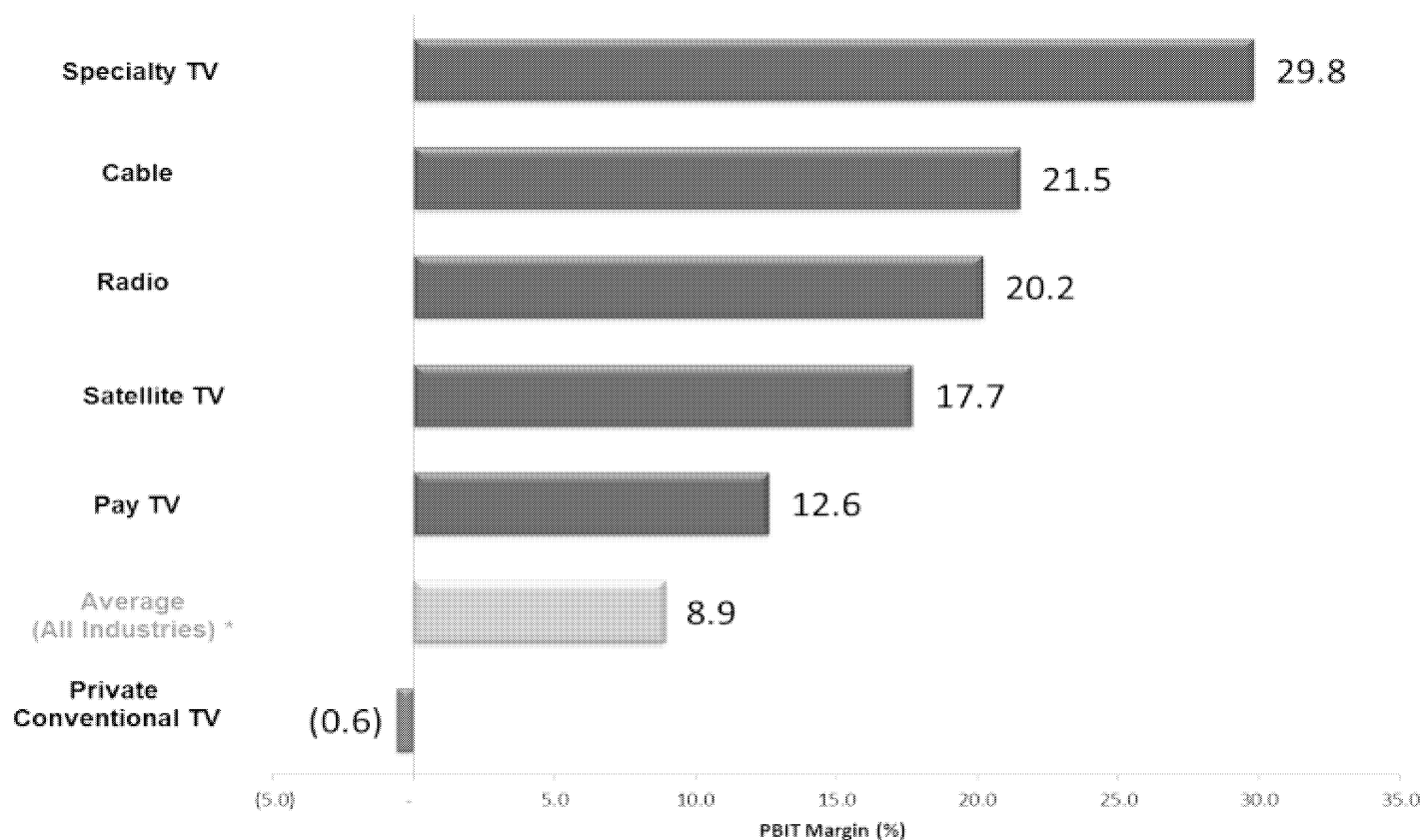
TV subscribers have slowed since 2010, but now they are showing their first signs of decline.

Competition from free/low cost online TV is suspected to be the reason.



CONVENTIONAL TV IS BY FAR THE LEAST PROFITABLE IN THE BROADCASTING SECTOR

Profit Margin of Select Industries (2013)



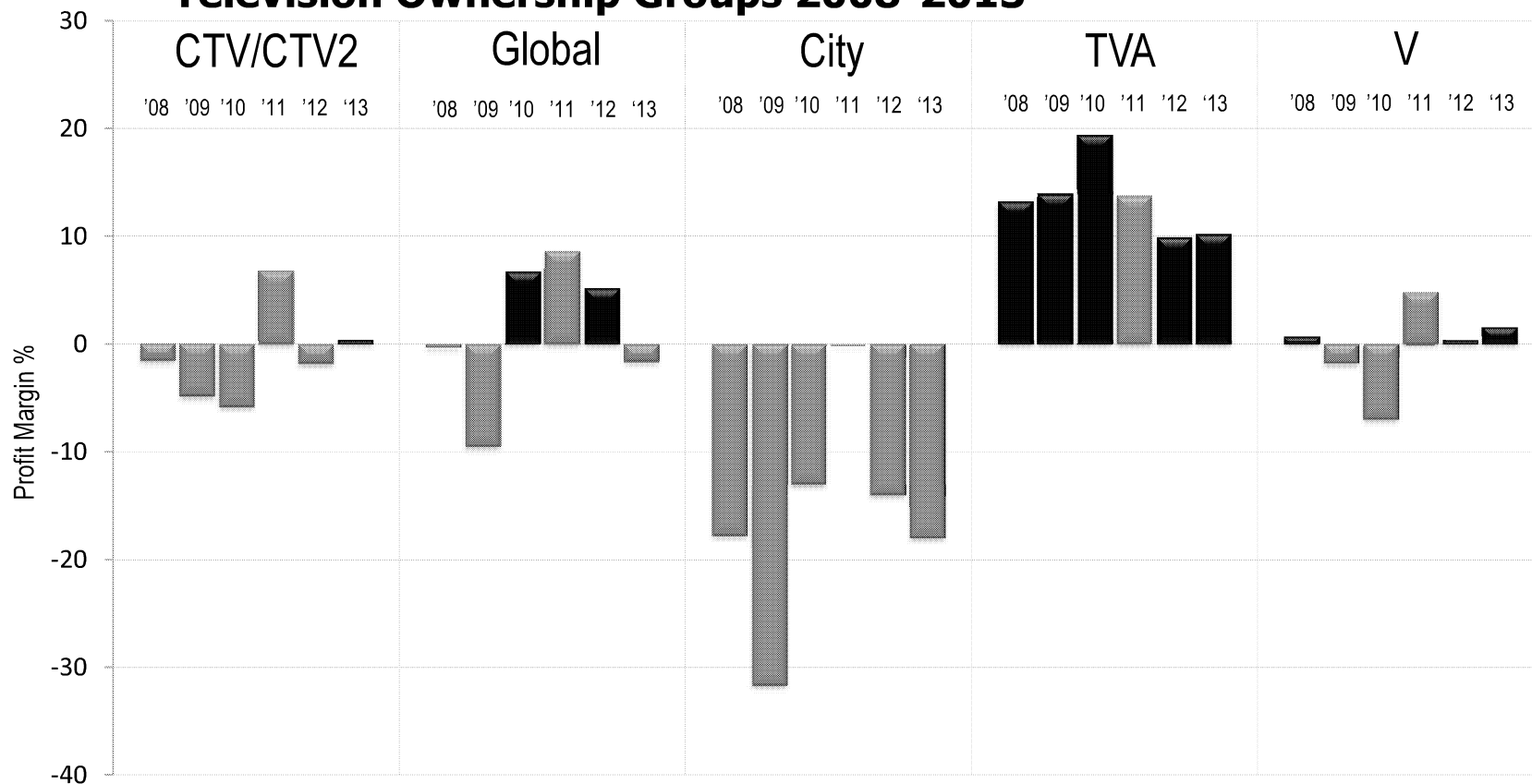
Sources: Statscan and CRTC

* Based on Third Quarter 2013 (Statscan Quarterly Financial Statistics for Enterprises Cat. no. 61-0008-x)



... SOME CONVENTIONAL TV BROADCASTERS HAVE HELD UP BETTER THAN OTHERS

Profit Margin (PBIT %) of Major Private Conventional Television Ownership Groups 2008-2013





KEY TAKEAWAYS

- A generation ago, **advertising was the largest source** of revenue in the broadcasting industry and **public funding was significant**
- Today, **subscription revenue is by far the largest** source but **pressure on the model is emerging**
- As time spent on the Internet grows, **advertisers are increasing their spending on-line** where software companies dominate
- Conventional TV's business model is **under pressure**
- **Public broadcasting trails other public priorities**



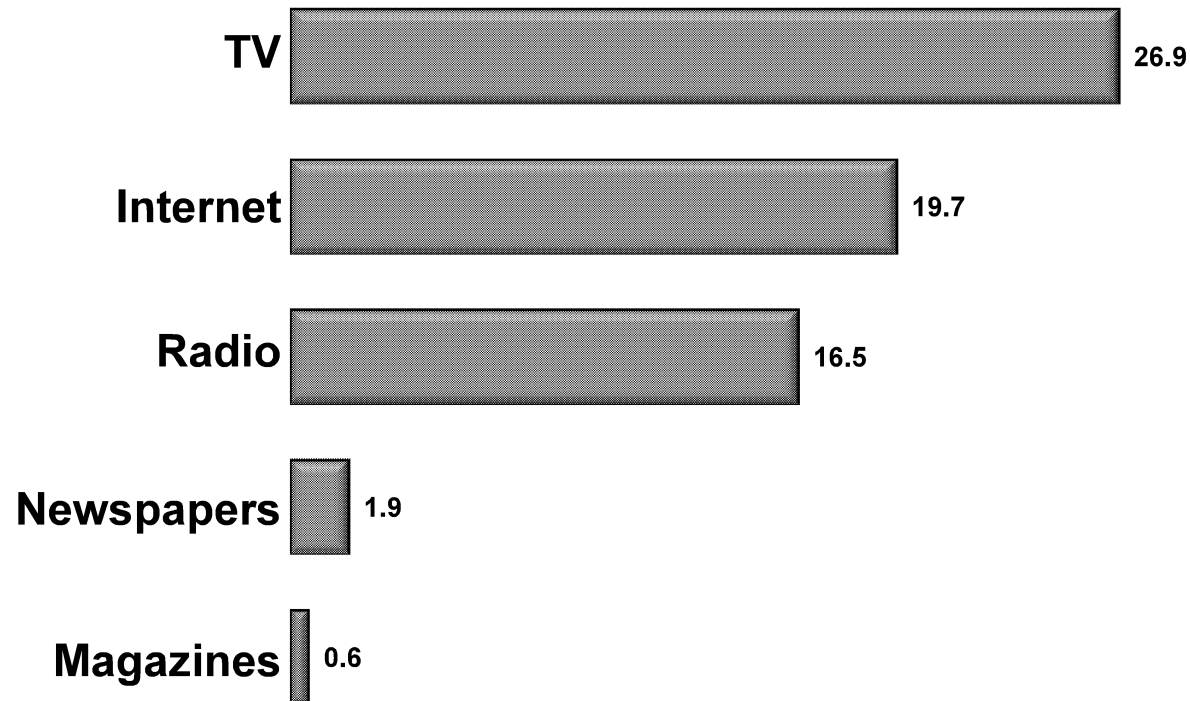
AGENDA

1. Introduction	2
2. Public Policy Framework	5
3. Snapshot of CBC/Radio-Canada	20
4. Surrounded by Titans	30
5. Industry Revenue Shifts	39
6. Audience Behaviour	53



RESEARCH SHOWS THAT TELEVISION IS BY FAR THE MOST USED MEDIA

Time Spent Weekly per Capita Hours
2013-2014



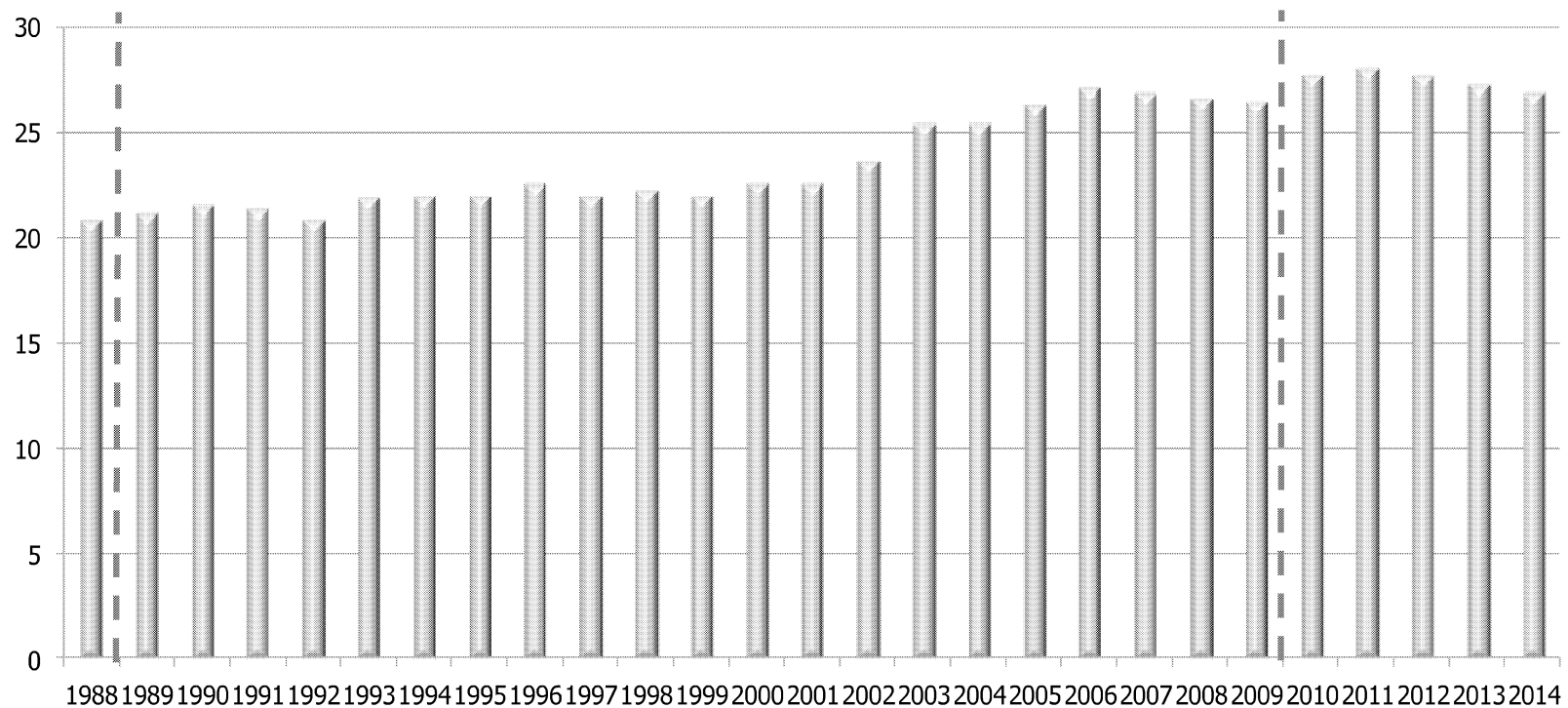
Sources: BBM Analytics, RTS (Fall 2013), Canada, 18+ [Internet, Newspapers, Magazine];
Numeris (BBM Canada), Broadcast Year 2013-2014, Canada, 2+ [Television];
Numeris (BBM Canada), Fall 2013, Canada, 12+ [Radio]



TELEVISION REMAINS STRONG, DESPITE A SLIGHT DROP IN RECENT YEARS

TV Viewing Per Capita, 1988 to 2014

All Persons 2+, Hours/Week



Source: CBC/Radio-Canada Research and Analysis, Broadcast Year 2013-2014 (BBM Nielsen, Numeris (BBM Canada))

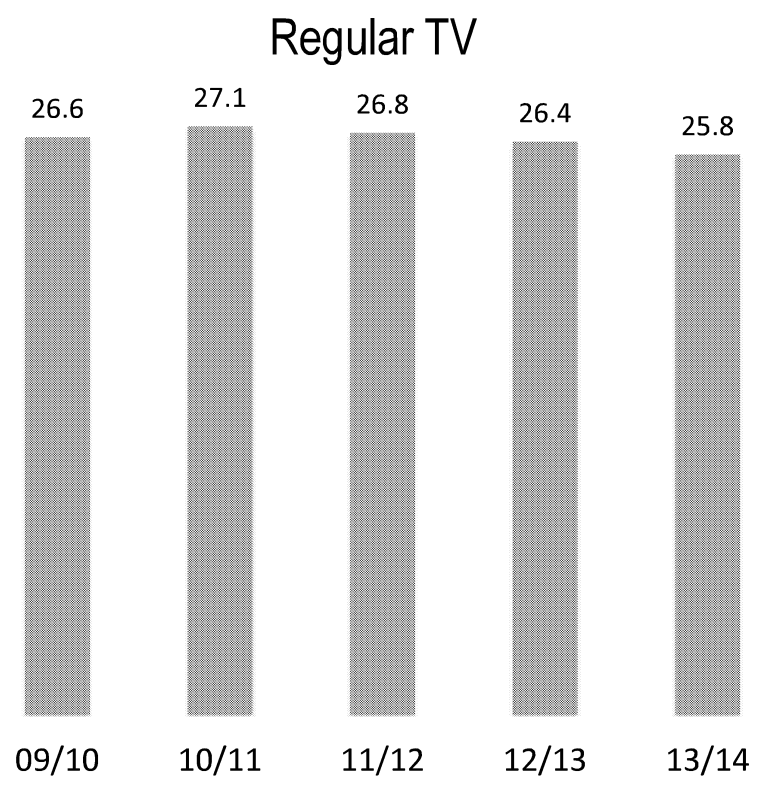
Note: The lines indicate methodological changes.



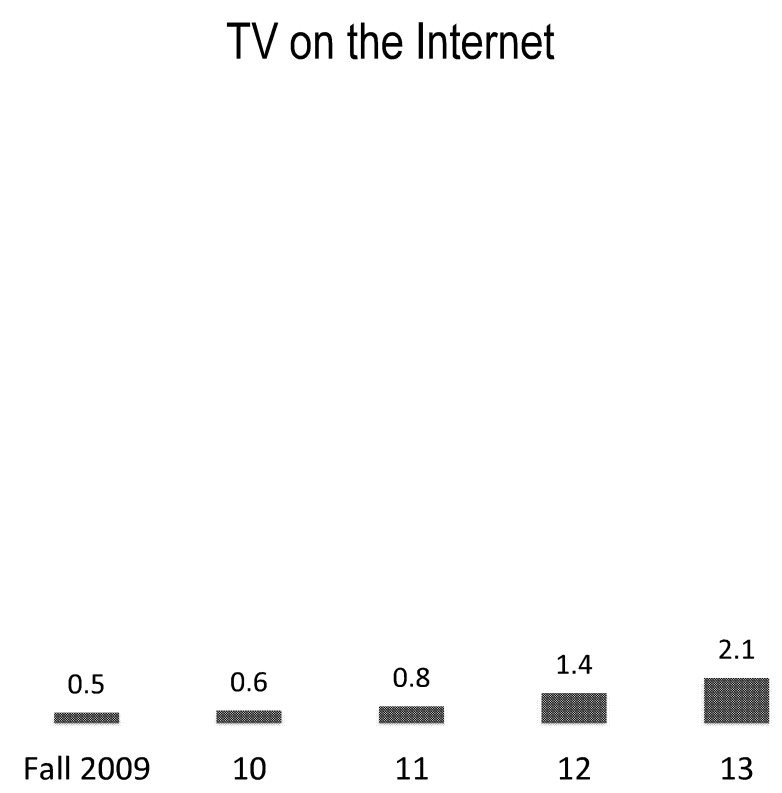
... AND THIS IS PARTICULARLY TRUE IN THE ENGLISH MARKET WHERE ONLINE TV HAS INCREASED

Per Capita Viewing Hours in the English Market

NEW



Source: Numeris (formerly BBM Canada), Anglophone Canadians aged 2+



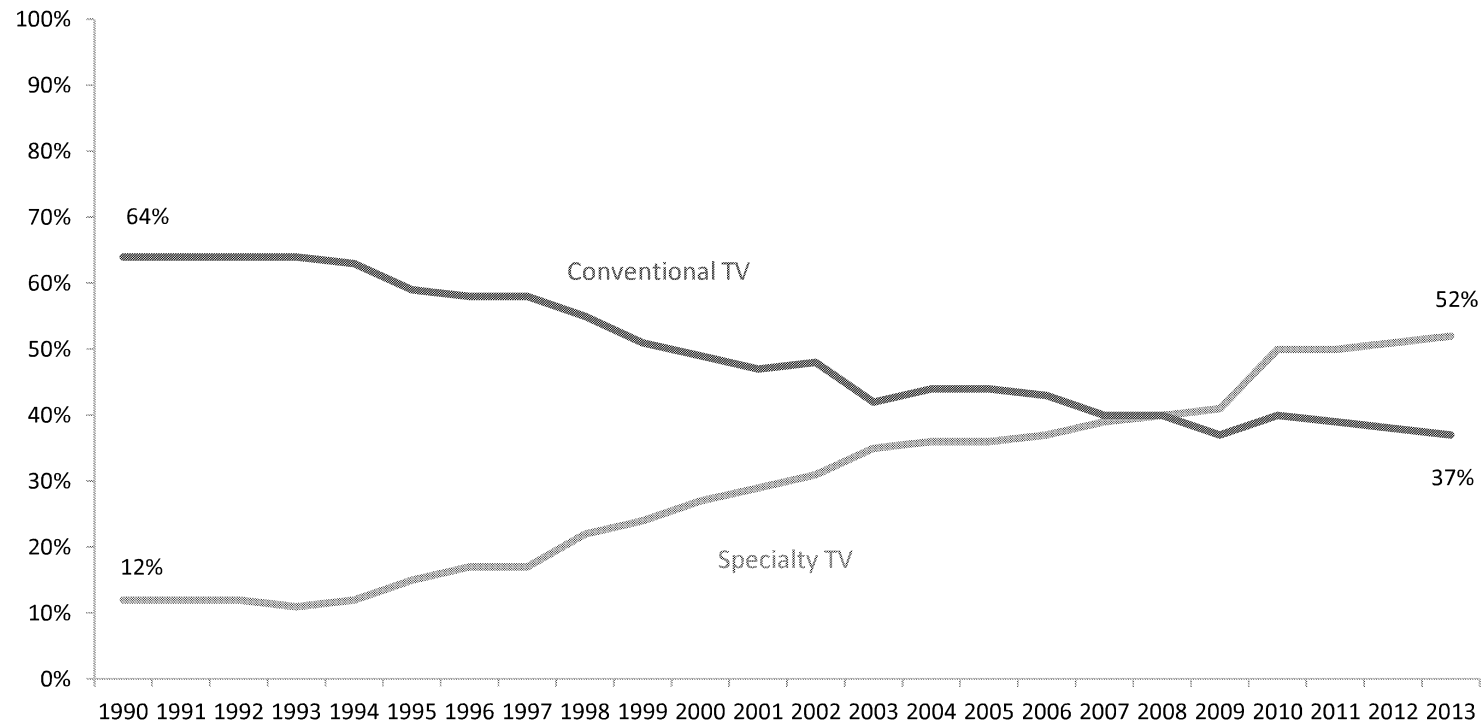
Source: MTM, Anglophone Canadians aged 18+



VIEWING IS SHIFTING FROM CONVENTIONAL TO SPECIALTY TV ...

1990-2013

Canadians aged 25 to 54

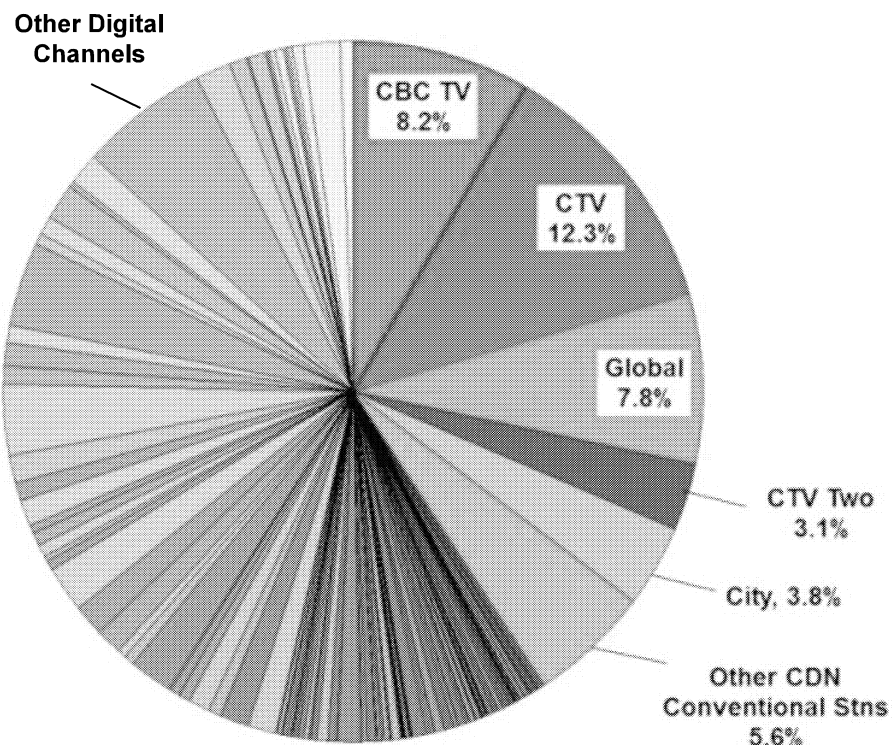


Source: Numeris (BBM Canada)

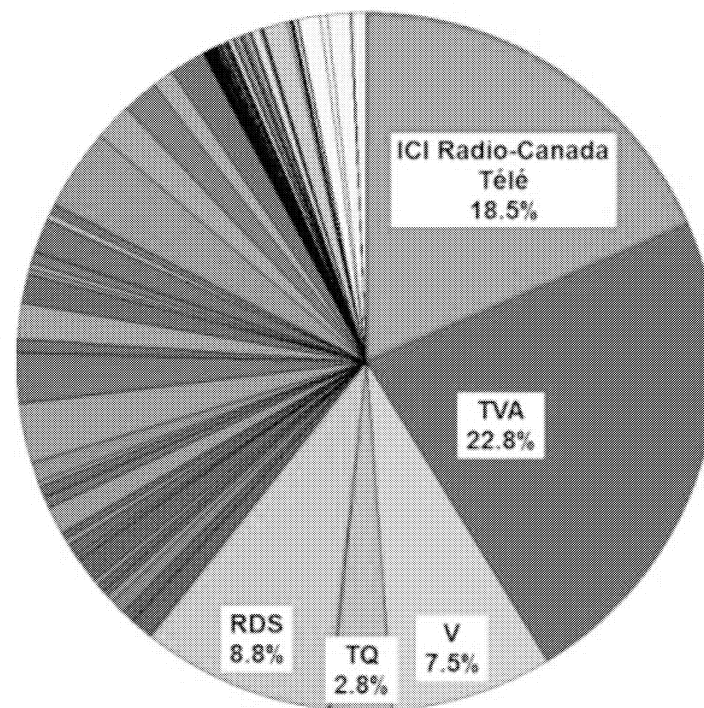


WHICH HAS RESULTED IN AUDIENCE FRAGMENTATION

**Share of Viewing to English TV by Channel
Total Canada, Prime Time (7pm-11pm)
%**



**Share of Viewing to Quebec Franco by Channel
Total TV, Prime Time (7pm-11pm)
%**

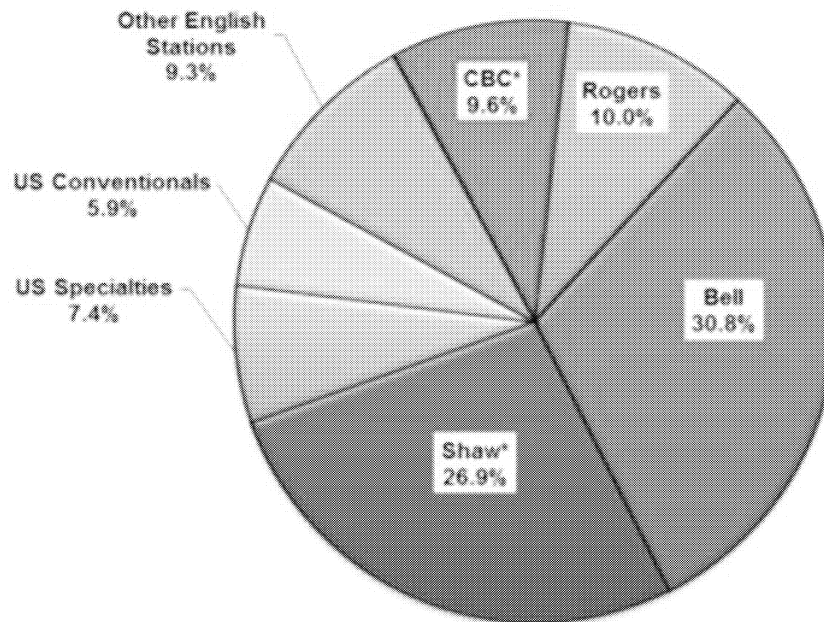


Source: CBC/Radio-Canada Research and Analysis, Numeris (BBM Canada), 2+, Broadcast Year 2013-2014 excluding Olympic weeks (PPM)

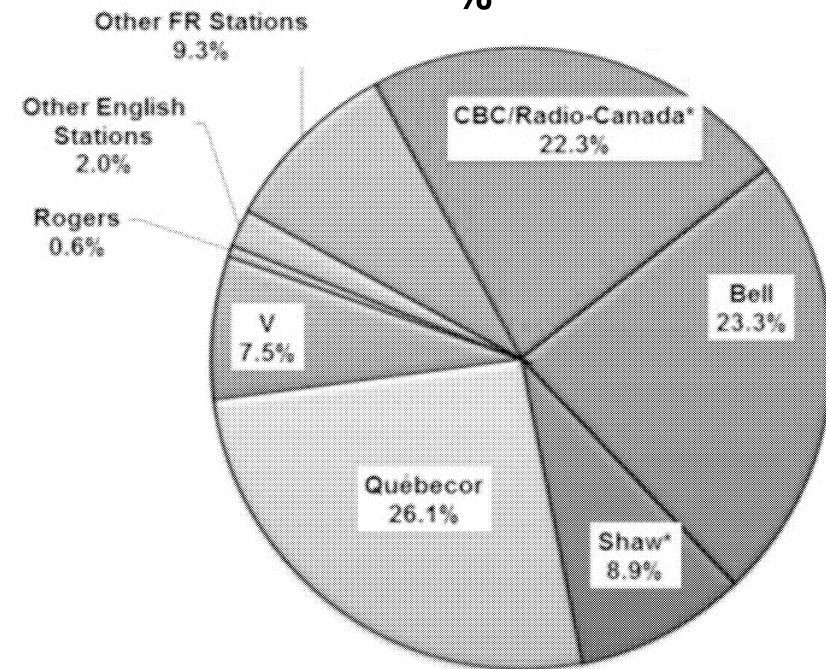


HOWEVER, OWNERSHIP OF TV SERVICES IS CONCENTRATED

**Share of Viewing to English TV
Total Canada, Prime Time (7pm-11pm)
%**



**Share of Viewing to Quebec Franco
Total TV, Prime Time (7pm-11pm)
%**



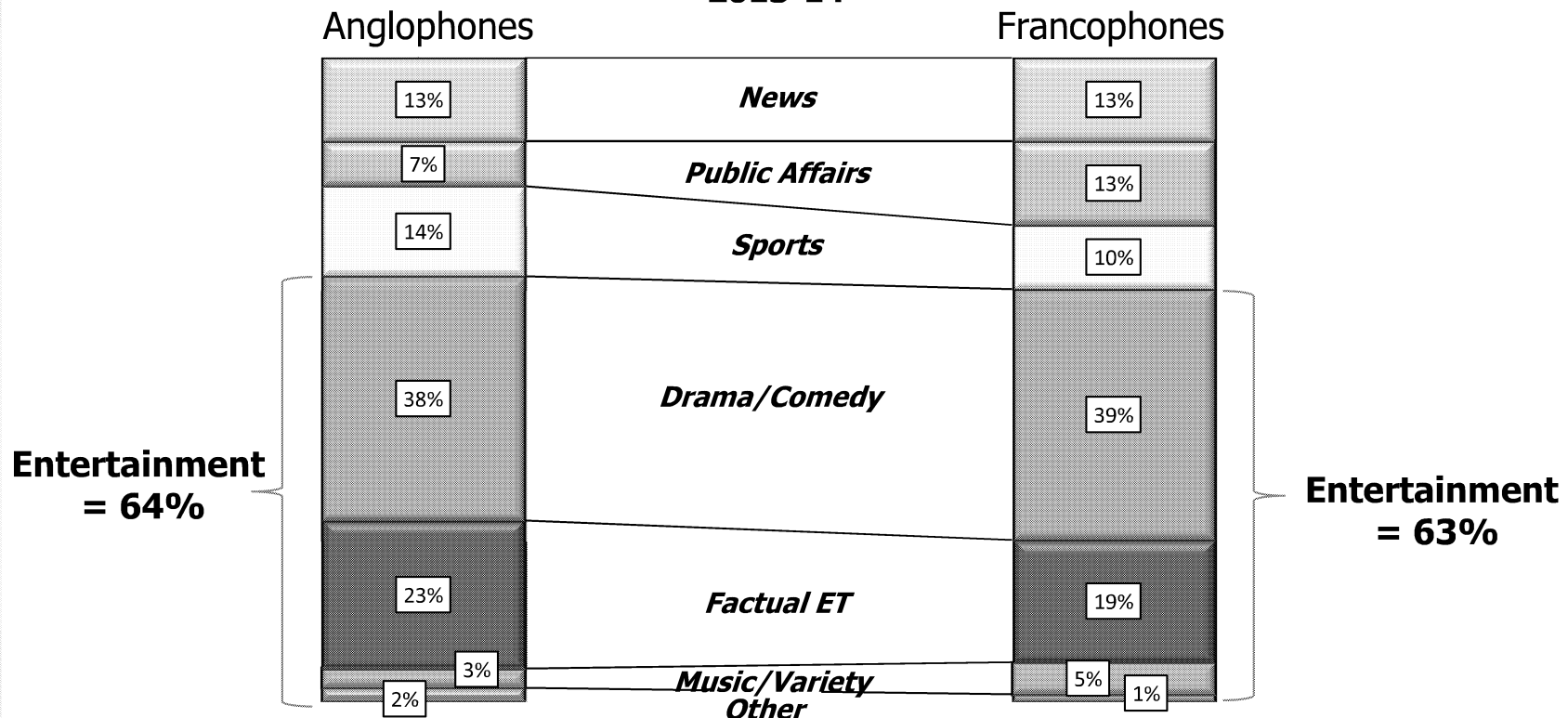
Notes: CBC (English TV) includes CBC TV, CBC News Network and *documentary*. Shaw includes viewing to Corus stations. Ownership as of August 31, 2014. CBC/Radio-Canada (Quebec Franco) includes ICI Radio-Canada Télé, ICI RDI, ICI ARTV, ICI EXPLORA, CBC TV, CBC News Network and *documentary*.

Source: CBC/Radio-Canada Research and Analysis, Numeris (BBM Canada), 2+, Broadcast Year 2013-2014 excluding Olympic weeks (PPM).




MOST CANADIANS WATCH TV TO BE ENTERTAINED

Distribution Of Viewing Hours To Television by Genre 2013-14



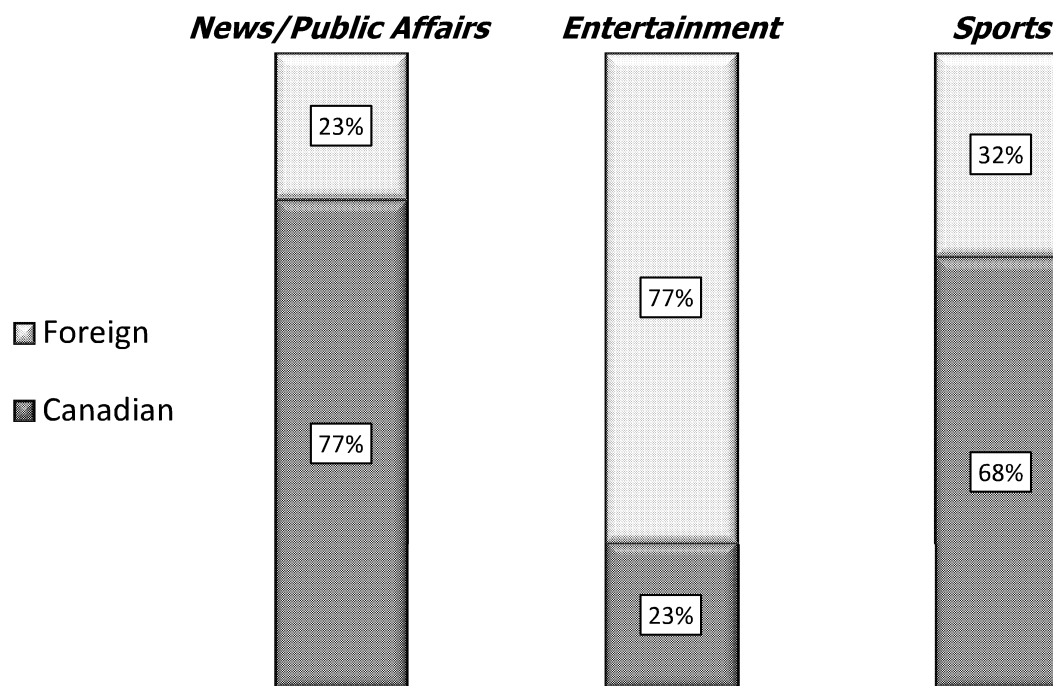
Note: There are many popular public affairs shows on French television e.g., *Découverte*, *Denis Lévesque*, *Enquête*, *J.E.*, *La Facture*, *La semaine verte*, *Salut Bonjour*, *L'Épicerie*, etc.
The "other" category relates mainly to Kids programming.

Source: CBC/Radio-Canada Research and Analysis, Canada minus Qc Franco 2+ and Qc Franco 2+, Viewing to Total TV, Broadcast Year 2013-2014. Excludes Olympic weeks. Numeris (BBM Canada) (PPM).



ENGLISH CANADIANS PREFER FOREIGN ENTERTAINMENT CONTENT

**Distribution of Viewing by Country of Origin
Canada minus Qc Franco, 2+
2013-14**



Source: CBC/Radio-Canada Research and Analysis, Canada minus Qc Franco 2+, Viewing to Total TV, Broadcast Year 2013-2014. Excludes Olympic weeks. Numeris (BBM Canada) (PPM).



WHICH IS UNIQUE IN THE WORLD

English Canada is the only country in the world where the top 10 programs are dominated by foreign titles.

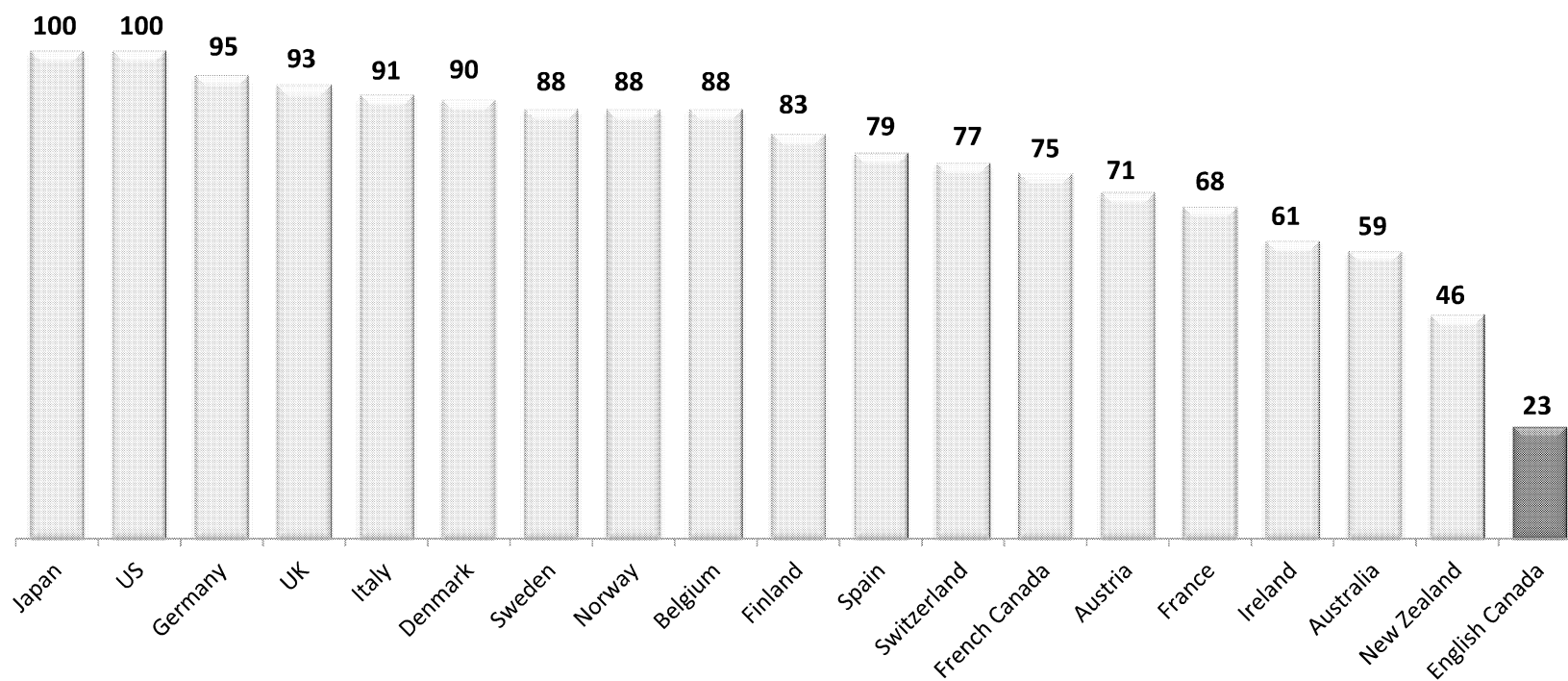
Belarus is an Exception...
They love Russian programming.





... AND RUNS DEEP

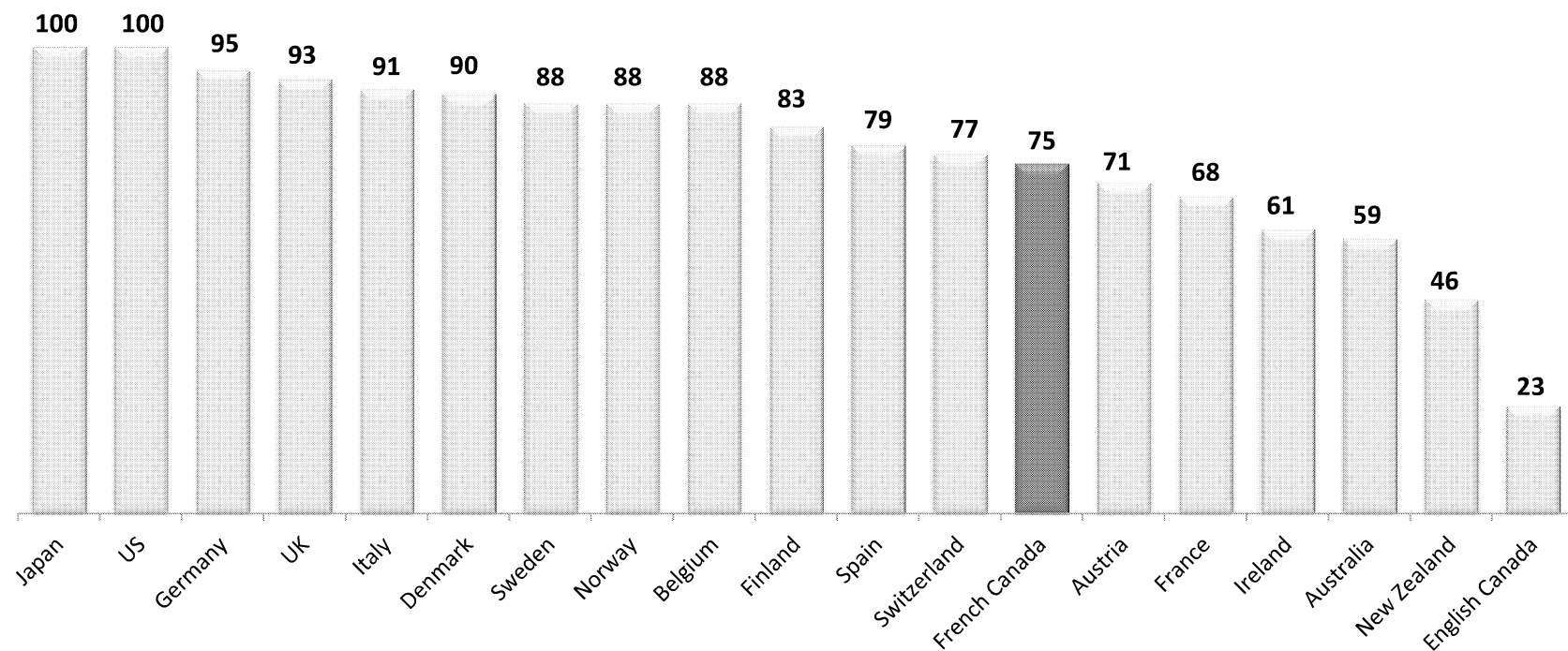
Number of Domestic Programs in the Top 100 Programs Viewed by Country





CONVERSELY, FRENCH CANADIANS OVERWHELMINGLY PREFER THEIR OWN PROGRAMS

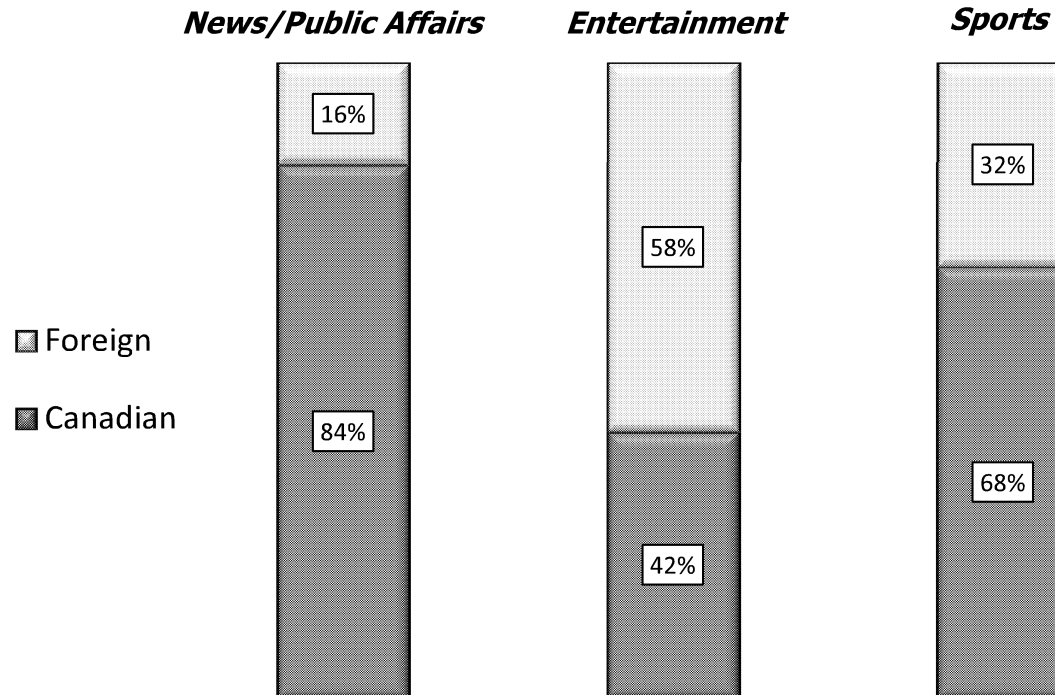
Number of Domestic Programs in the Top 100 Programs Viewed by Country





HOWEVER, FRANCOPHONES ALSO WATCH A SIGNIFICANT AMOUNT OF FOREIGN ENTERTAINMENT

Distribution Of Viewing by Country of Origin
Qc Franco 2+
2013-14

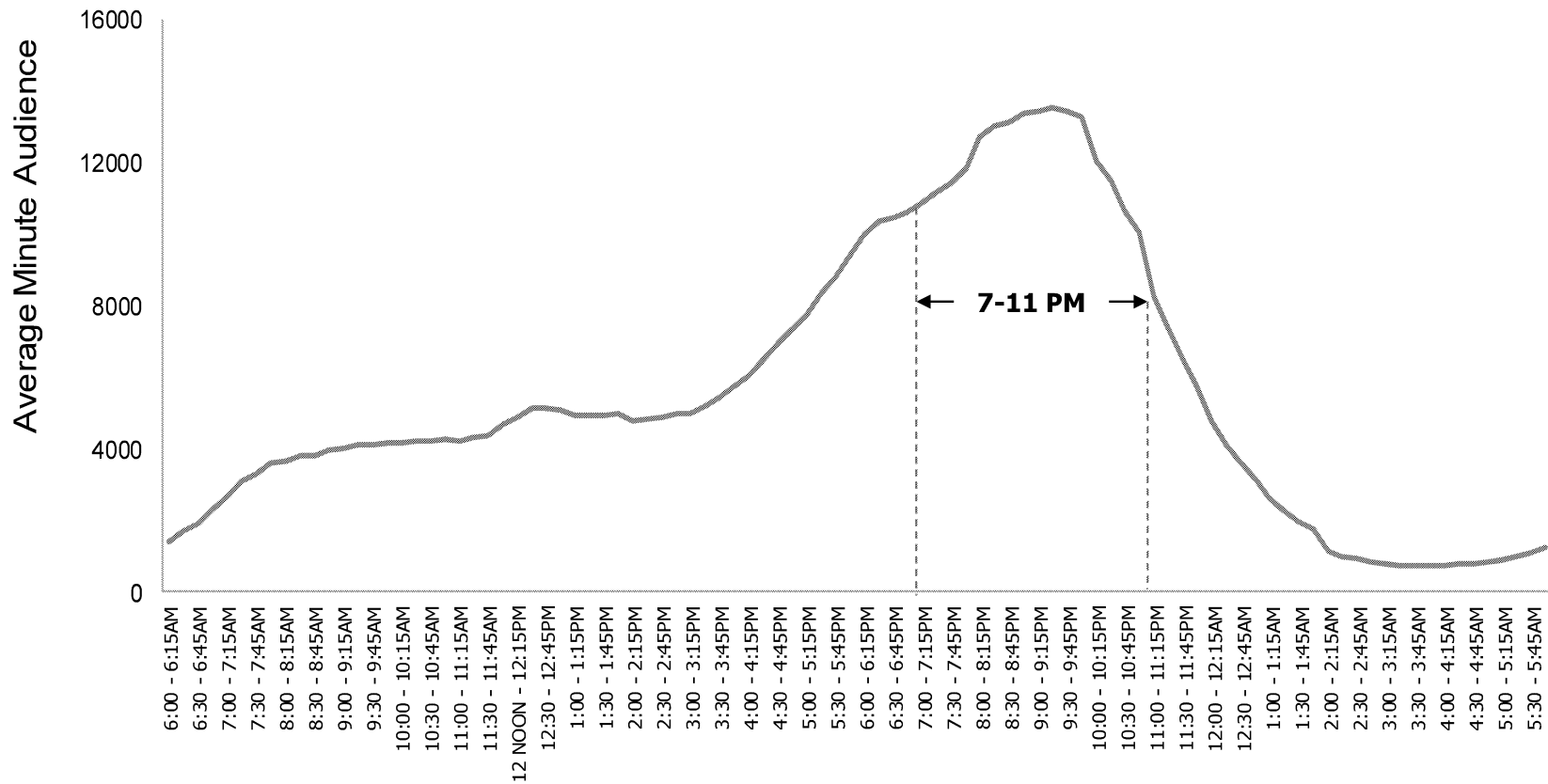


Source: CBC/Radio-Canada Research and Analysis, Qc Franco 2+, Viewing to Total TV, Broadcast Year 2013-2014.
 Excludes Olympic weeks. Numeris (BBM Canada) (PPM).



PRIME TIME STILL MATTERS: TV VIEWING IS CONCENTRATED IN THE EVENING – BETWEEN 7 PM AND 11 PM

Hourly Viewing Curve of All Television Stations Monday to Sunday, All Persons 2+



Source: CBC/Radio-Canada, Research and Analysis, Broadcast Year 2013-2014, excluding Olympic weeks (Numeris (BBM Canada))



SOME CANADIANS ARE MOVING FROM CHANNELS TO NON-LINEAR

Penetration or Reach of Select Non-Linear Video Technologies





PVR

Cable VOD

All Internet TV

Netflix

ICI Tou.tv



45%

18%

43%


28%

26%

Source: MTM , Canadians 18+ accept Netflix and ICI Tou.tv which are Anglophones and Francophones, respectively
Notes: Penetration (PVR, Netflix), Past Month reach (VOD, Internet TV, ICI Tou.tv)



WE CAN SEE THE SHIFT HAPPENING: ABOUT 10% OF TV VIEWING IS NOW NON-LINEAR




Limited Channel Choices

4% of all TV viewing is directly from off-air TV transmitters.*



Multichannel Choices

84% of all TV viewing is from a multichannel TV platform, principally cable or satellite TV.*



Non-Linear Choices

7% of all TV viewing is playback from a playback device (e.g. PVR, VCR).*

5% of TV viewing is from the Internet, including Netflix.^

Source: CBC/Radio-Canada estimates (Numeris (BBM Canada), MTM)


* Numeris (BBM Canada): All Persons 18+, Total Canada, Total TV, 24/7, October 7-December 1, 2013

^ MTM: All Persons 18+, Total Canada, Fall 2013, Total Time Spent viewing TV on the Internet, including Netflix



NETFLIX HAS CLEARLY DEMONSTRATED CONSUMER DEMAND FOR NON-LINEAR, AND MULTI-SCREEN TV

One-third of Anglophone Canadians have adopted Netflix in only three years. Regular viewers* spend an average of **8 hours a week** watching Netflix.



Source: MTM (Spring 2014)





* Weekly viewers of Netflix.



... AND THE DEMAND FOR BINGE VIEWING OF BACK CATALOGUES OF TV SERIES

Netflix has **multiple seasons of TV shows** and releases new seasons of its original content in their entirety (i.e., all episodes released at the same time).

Nearly Half of Canadians are now **Binge Viewing**¹





GOOGLE INTRODUCES AN INEXPENSIVE BUT INNOVATIVE NEW TV REMOTE: YOUR PHONE


NEW

Insert Chromecast into an HDMI input on your TV. Find what you want to watch on your smartphone or tablet, then send it to your TV with the press of one button.





BROADCASTERS AND DISTRIBUTORS ARE ALSO TRYING TO MEET THESE NEW CONSUMER DEMANDS



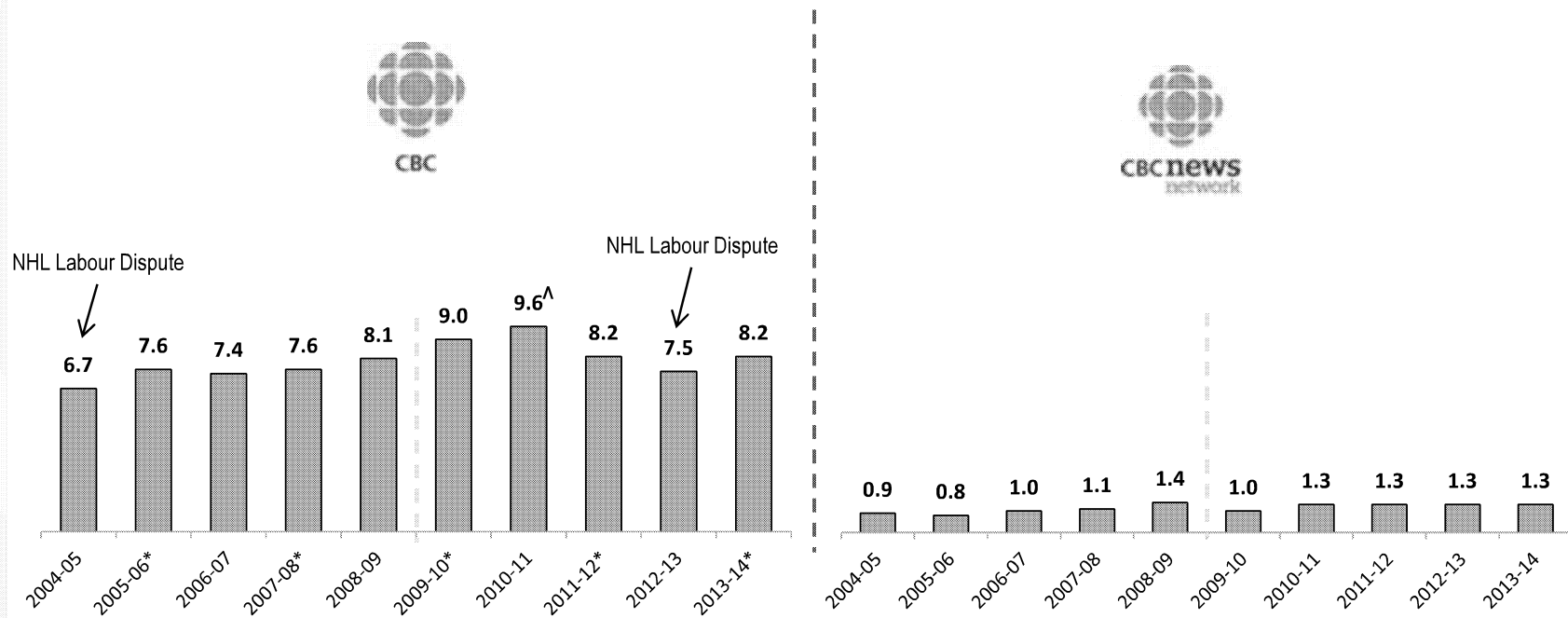
NEW





OUR ENGLISH TELEVISION SERVICES HAVE PERFORMED WELL IN THIS COMPETITIVE ENVIRONMENT ...

Performance of CBC Television and CBC News Network in Prime Time Share (%)



[^] Vancouver Canucks appearance in the Stanley Cup Finals.

Note: The lines indicate methodological changes.

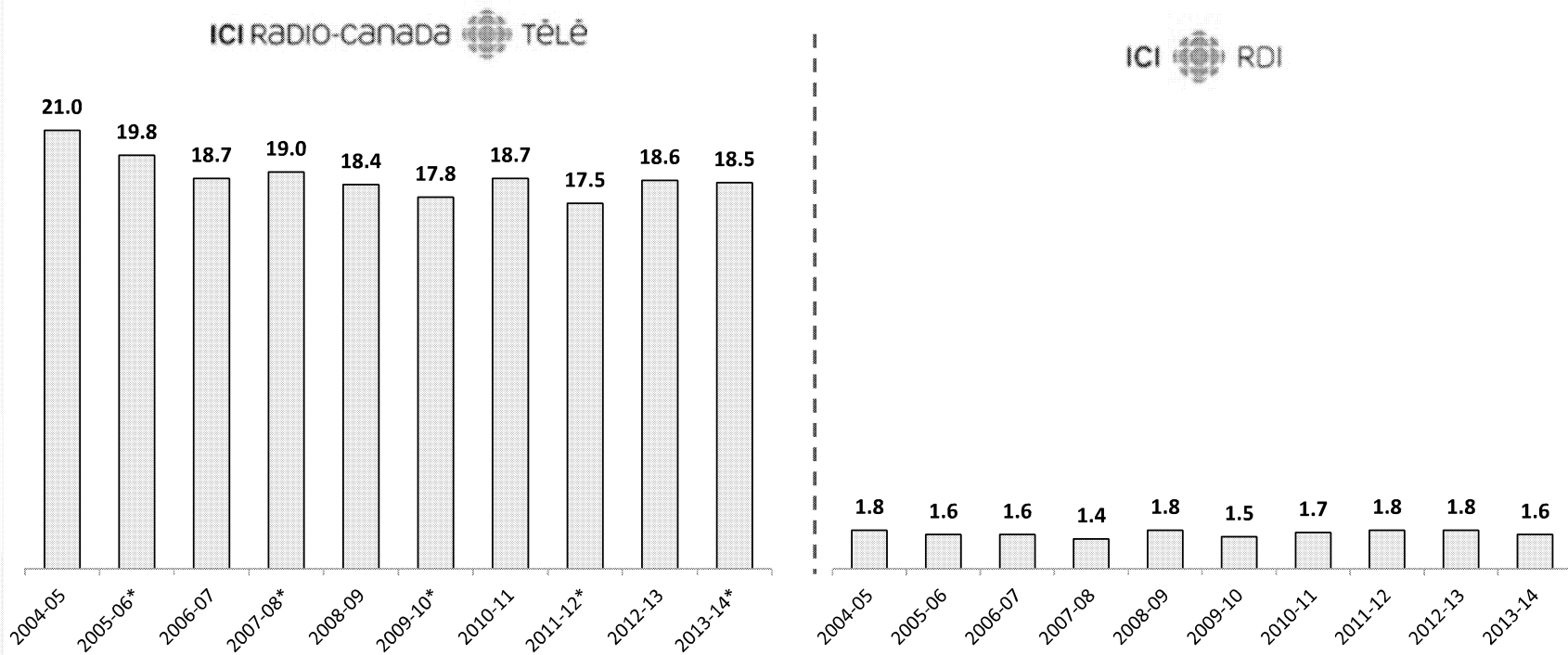
Source: Numeris (BBM Canada), Broadcast Year 2004-2005 to 2013-2014 (Total EN TV - Total Canada 2+) (PPM).

* Excluding Olympic weeks.



... AS HAVE OUR FRENCH TELEVISION SERVICES

Performance of ICI Radio-Canada Télé and ICI RDI in Prime Time Share (%)



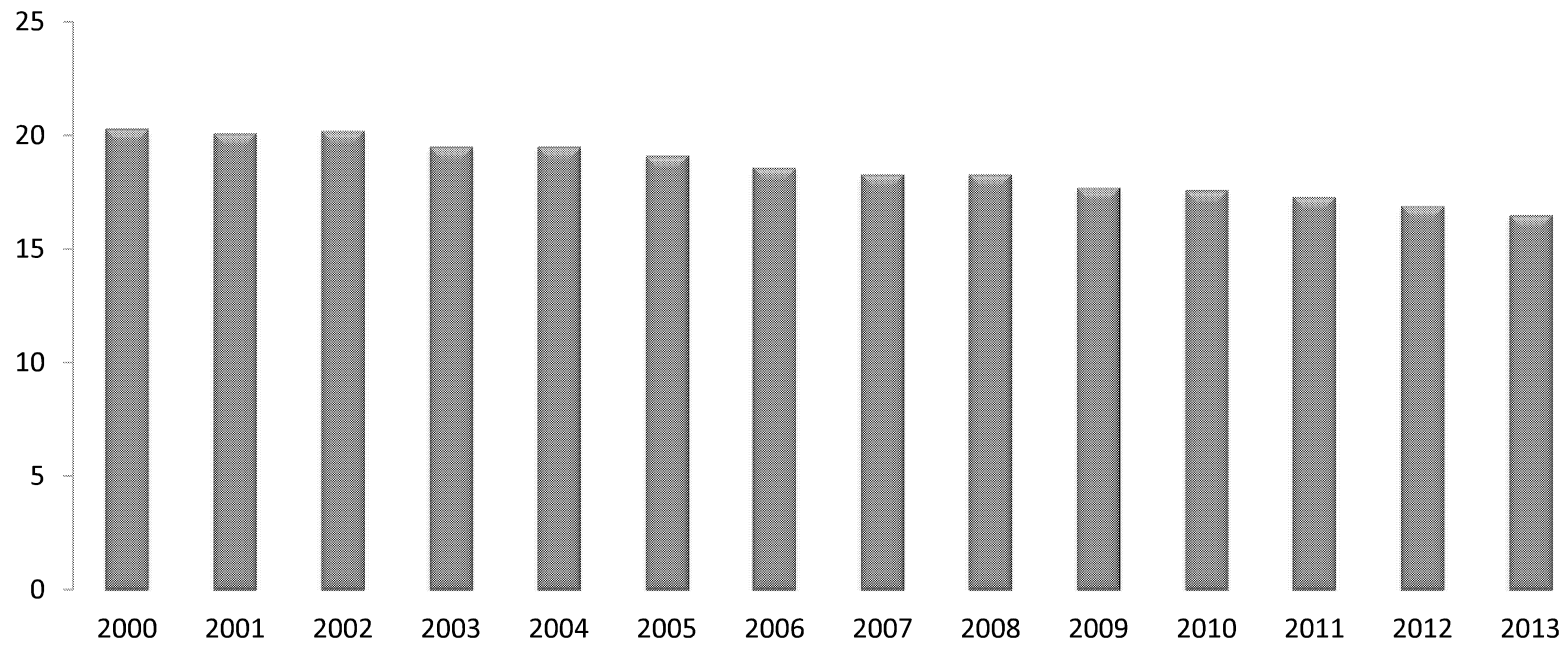
Source: Numeris (BBM Canada), Broadcast Year 2004-2005 to 2013-2014 (Total TV – Québec Franco 2+) (PPM).

* Excluding Olympic weeks.



AM/FM RADIO LISTENING IS FACING A GRADUAL DECLINE IN USAGE

AM/FM Radio Listening Per Capita, 2000 to 2013,
Total Canada 2+, Hours/Week Per Capita



Source: Numeris (BBM Canada) (Fall Diary)

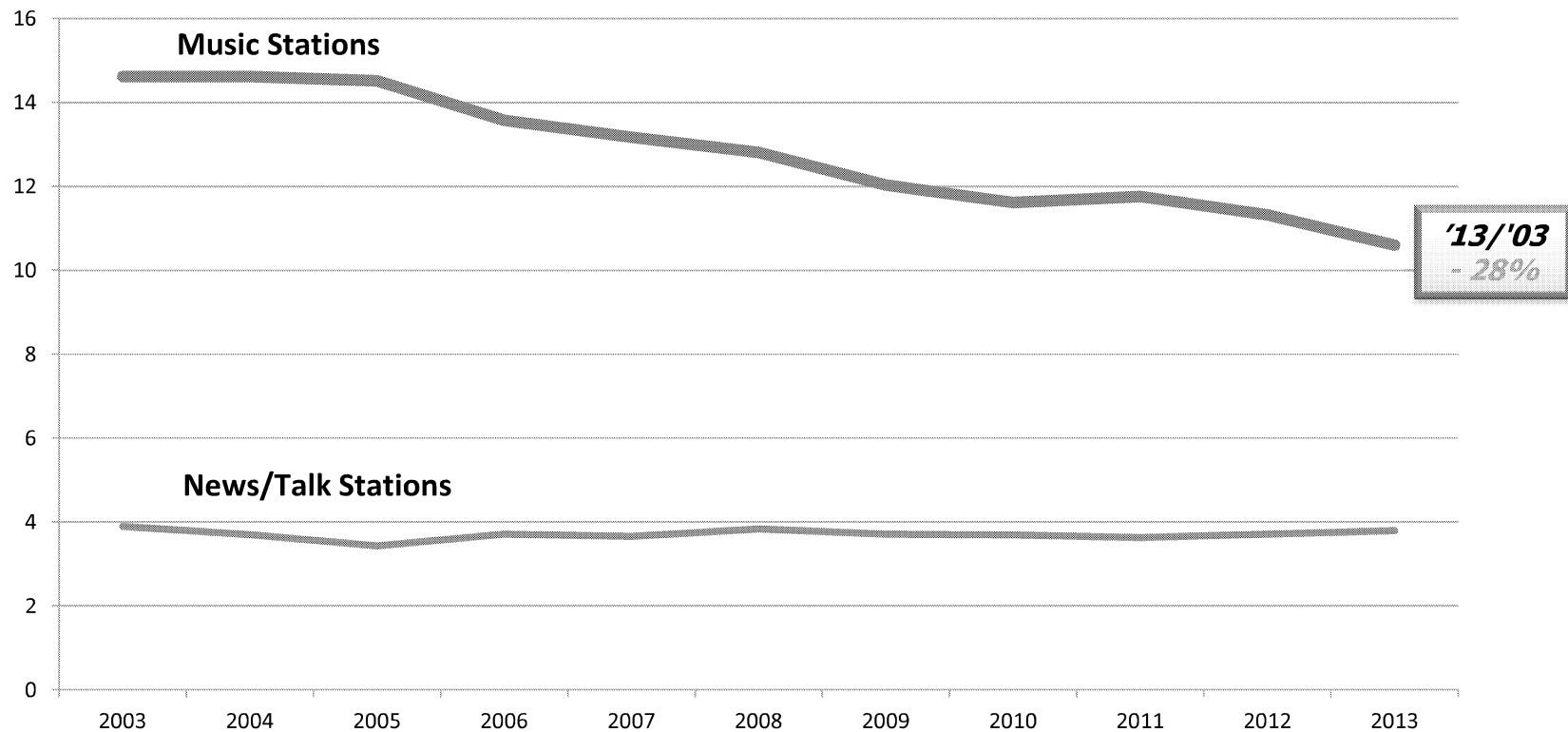
* This chart should be used only to illustrate the longitudinal trend of radio use, since Numeris' diary is consumer recall research. It significantly overestimates radio use as measured electronically and passively by Numeris' PPM.



... PRINCIPALLY BECAUSE MUSIC LISTENING IS MOVING AWAY FROM RADIO ...

Time Spent Listening to AM/FM Radio by Format, 2003-2013

Weekly Per Capita Listening Hours, All Day, All Persons 12+



Source: Numeris (BBM Canada) (Fall Diary)

* This chart should be used only to illustrate the longitudinal trend of radio use, since Numeris' diary is consumer recall research. It significantly overestimates radio use as measure electronically and passively by Numeris' PPM.

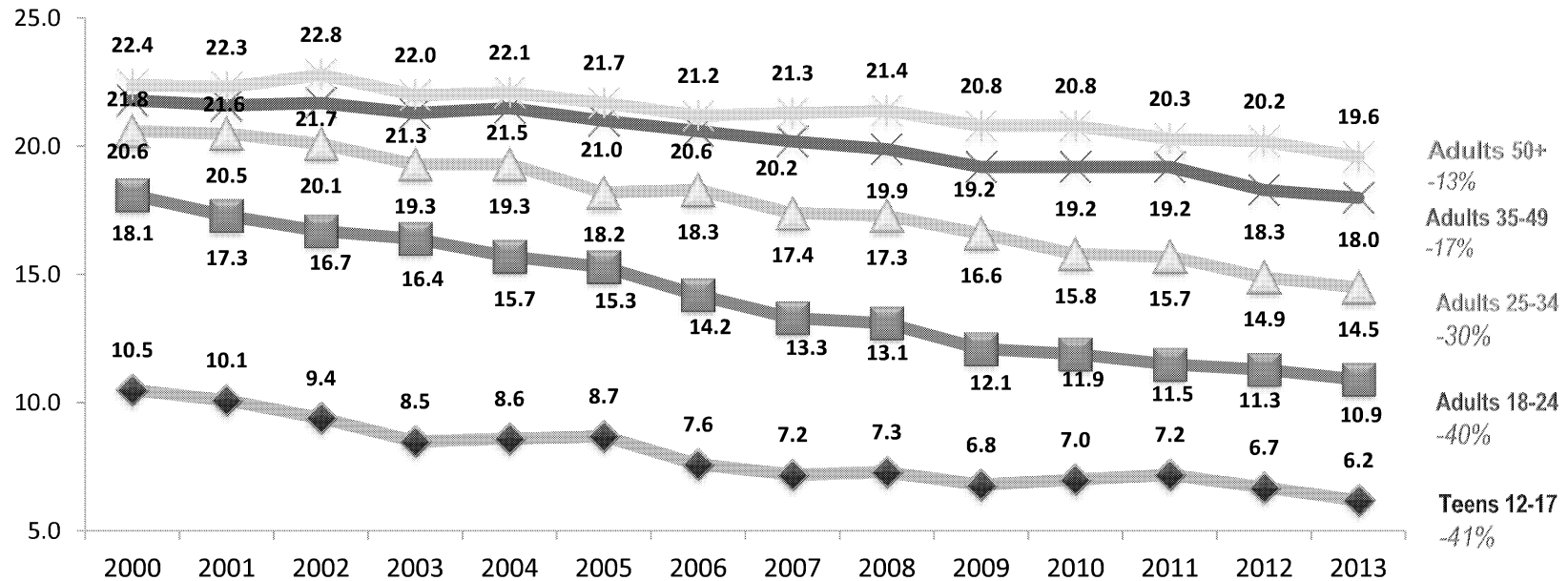


... PARTICULARLY BY YOUNGER CANADIANS

Average Weekly Per Capita Hours Tuned by Age Group

Monday to Sunday, 5 am to 1 am

Total Canada 12 +



Source: Numeris (BBM Canada) (Diary – Fall 2000 to Fall 2013)

* This chart should be used only to illustrate the longitudinal trend of radio use, since Numeris' diary is consumer recall research. It significantly overestimates radio use as measure electronically and passively by Numeris' PPM.




THE DIVERSITY OF CHOICES FOR MUSIC CONSUMERS – BOTH LEGAL AND ILLEGAL – IS ENORMOUS

***"Consumers are
paralyzed by choice"***

***Anthony Mullen from
on the state of the music
streaming business***

FORRESTER



Spotify™

NEW



PANDORA®
internet radio

rdio




CBCmusic YouTube

ICI  musique

AccuRadio



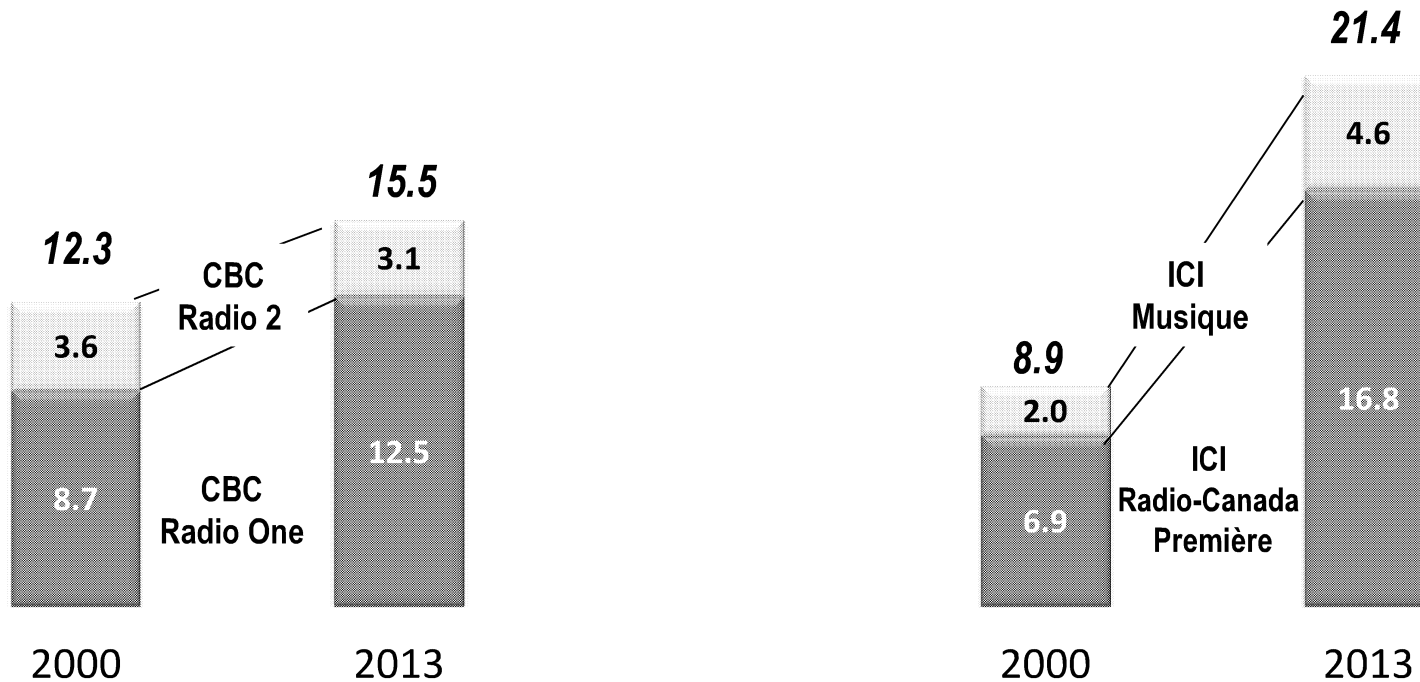
Songza





WHILE TUNING TO CONVENTIONAL RADIO HAS DECLINED, AUDIENCES TO OUR SERVICES ARE AT RECORD HIGHS

Performance of Our English and French Radio Networks
Share (%)



Note: May not add up to the total due to roundings.

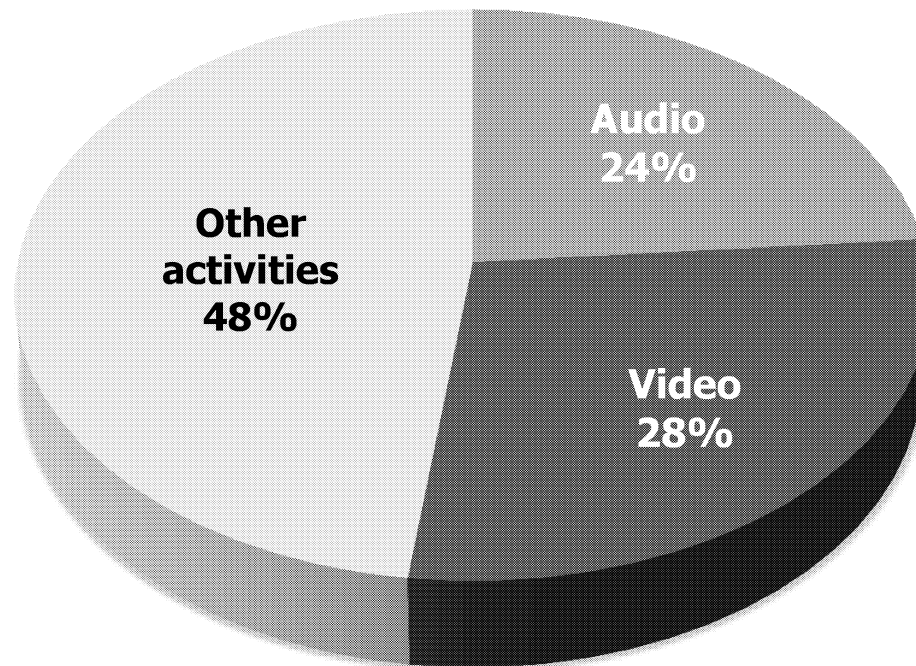
Source: CBC/Radio-Canada Research and Analysis, Numeris (BBM Canada) (Diary – Fall 2000 and Fall 2013)



AUDIO AND VIDEO NOW MAKE UP A SIGNIFICANT PORTION OF TIME SPENT ON THE INTERNET

Share of Time Spent on the Internet by Activity

Canadians 18+



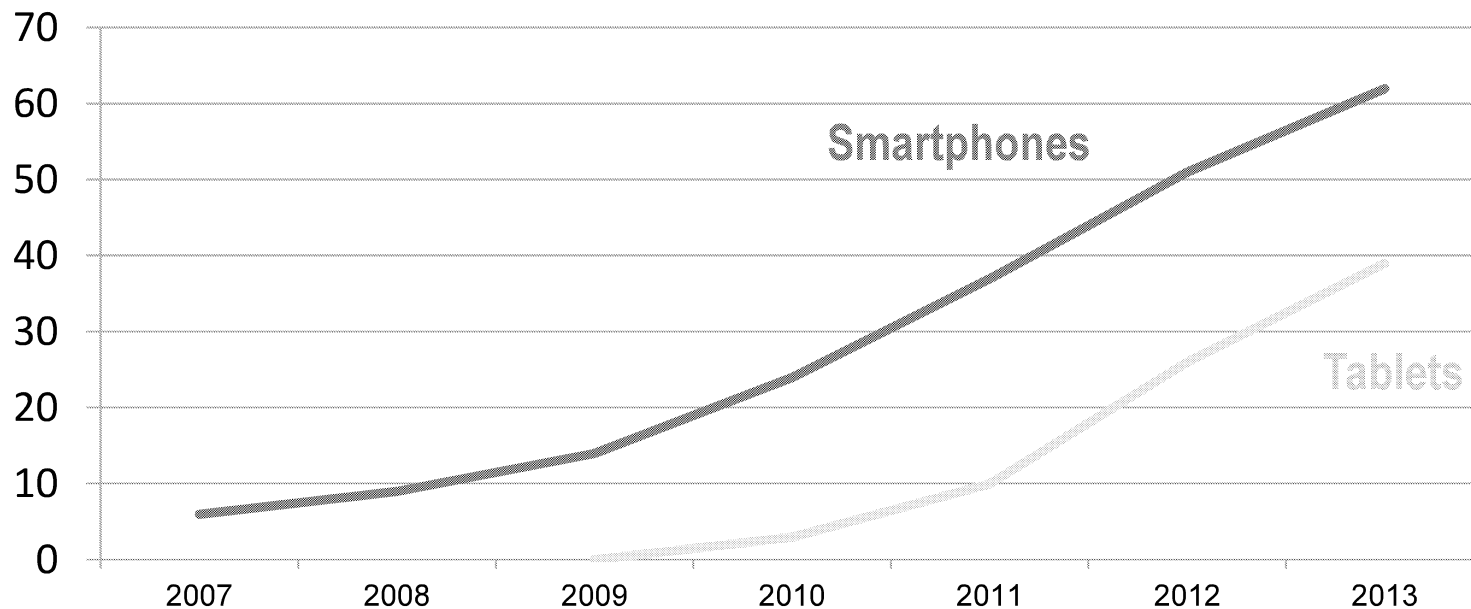
Source: MTM, Spring 2014



THE SPEED OF ADOPTION OF MOBILE DEVICES TO ACCESS THE INTERNET IS ASTONISHING

Consumers adopted smartphones and tablets rapidly

Penetration of Smartphones and Tablets in Canada, Canadians 18+



Source: MTM



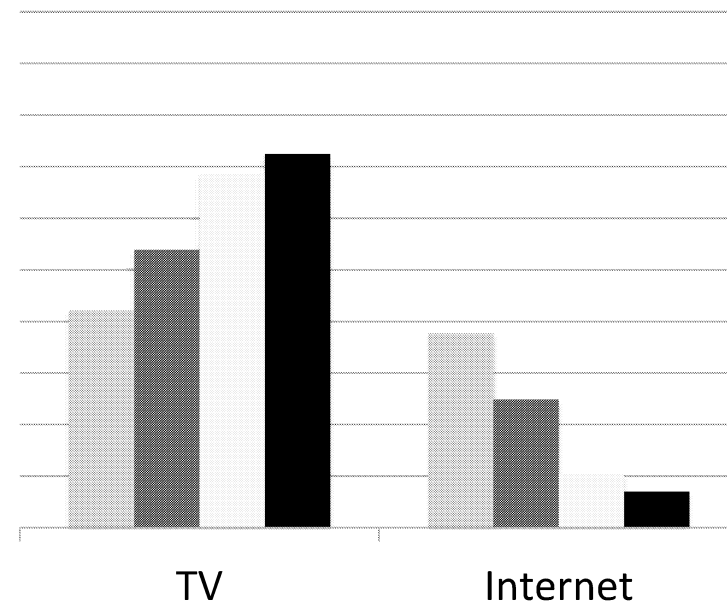
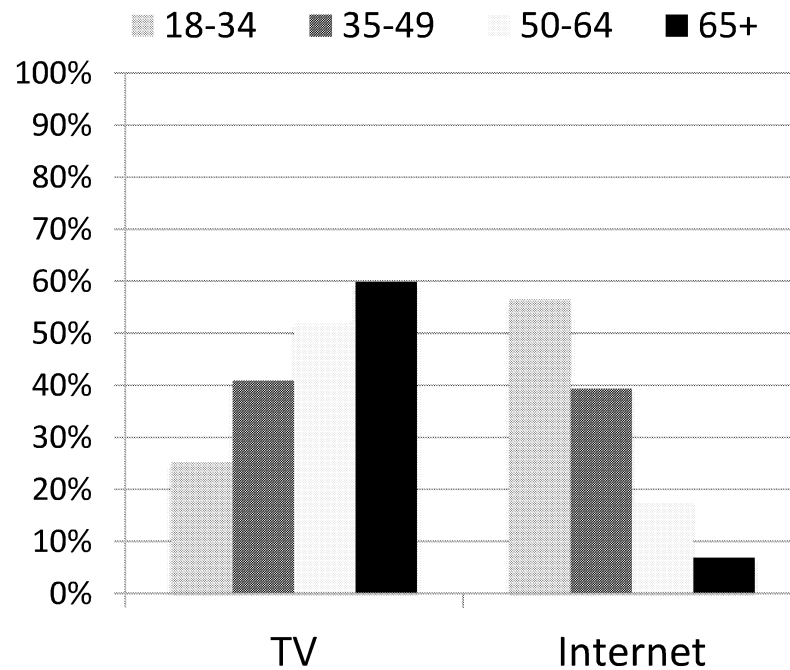
THE INTERNET IS IMPACTING THE WAY WE CONSUME NEWS

NEW

Primary Platform for News by Age

Anglophones

Francophones

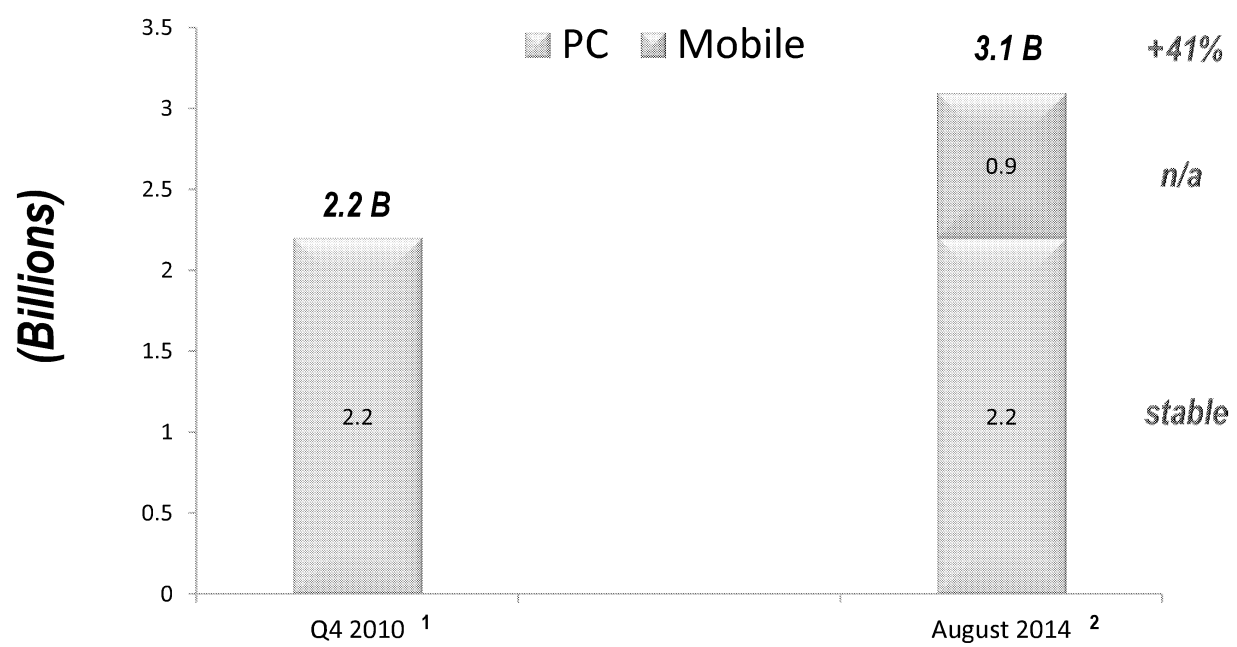




NOW THAT INTERNET USAGE ON A MOBILE IS MEASURED, INTERNET TRAFFIC HAS INCREASED BY 41%

NEW

Total Visits by Platform

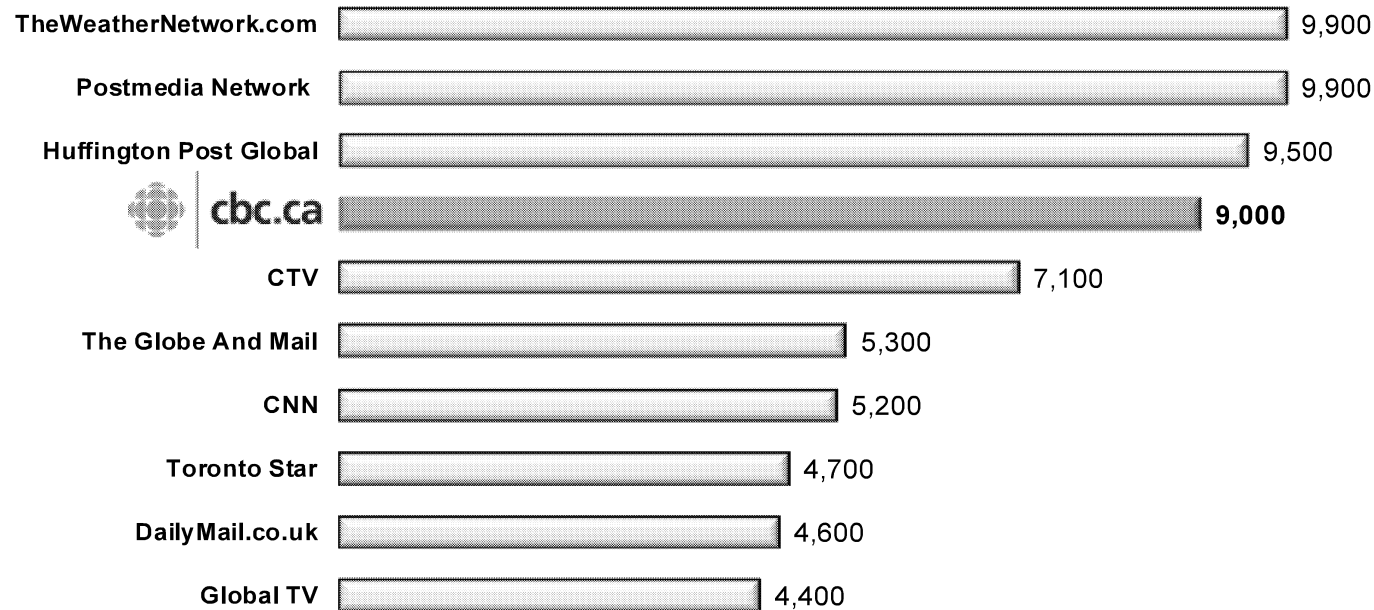


Note: comScore just launched its Multi-Platform service which measures usage from smartphones and tablets. Please note that mobile measurement is currently underestimated since not all websites and mobile applications have been tagged.
Source: comScore, ¹Media Metrix, All Locations, Persons: 15+, 3 Mo. Avg Q4 2010
²Muti-platform, August 2014, Persons 15+



CBC.CA IS A LEADER AMONG NEWS AND INFORMATION DIGITAL PROPERTIES

**Total Unique Visitors/Viewers to Media and News and Information Digital Properties
Total Canada 2+, PC and Mobile
August 2014 (000's)**

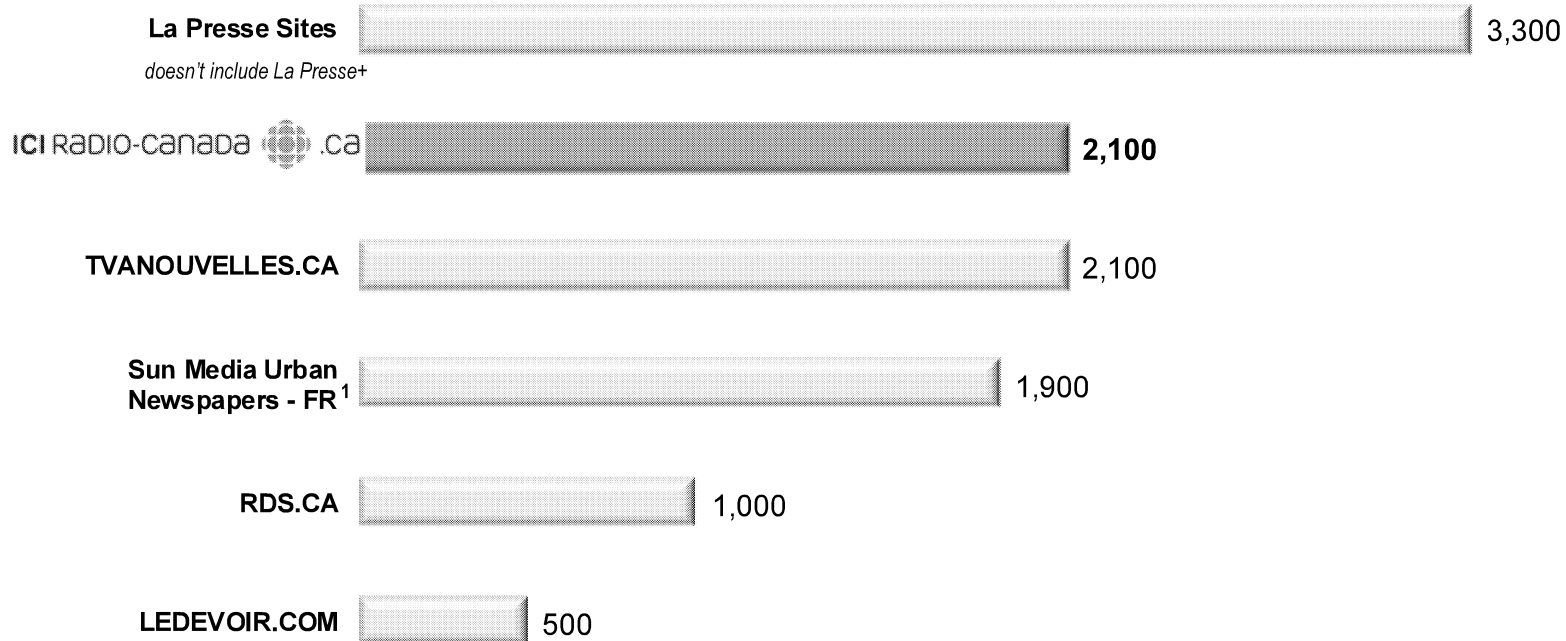


Note: comScore just launched its Multi-Platform service which measures usage from smartphones and tablets.
Please note that mobile measurement is currently underestimated since not all websites and mobile applications have been tagged.
Source: CBC/Radio-Canada Research and Analysis, comScore (Multi-Platform)



RADIO-CANADA.CA IS ALSO A LEADER AMONG FRANCOPHONE NEWS AND INFORMATION DIGITAL PROPERTIES

**Total Unique Visitors/Viewers to Media and News and Information Digital Properties
Total Canada 2+, PC and Mobile
August 2014 (000's)**



Note: comScore just launched its Multi-Platform service which measures usage from smartphones and tablets. Please note that mobile measurement is currently underestimated since not all websites and mobile applications have been tagged.

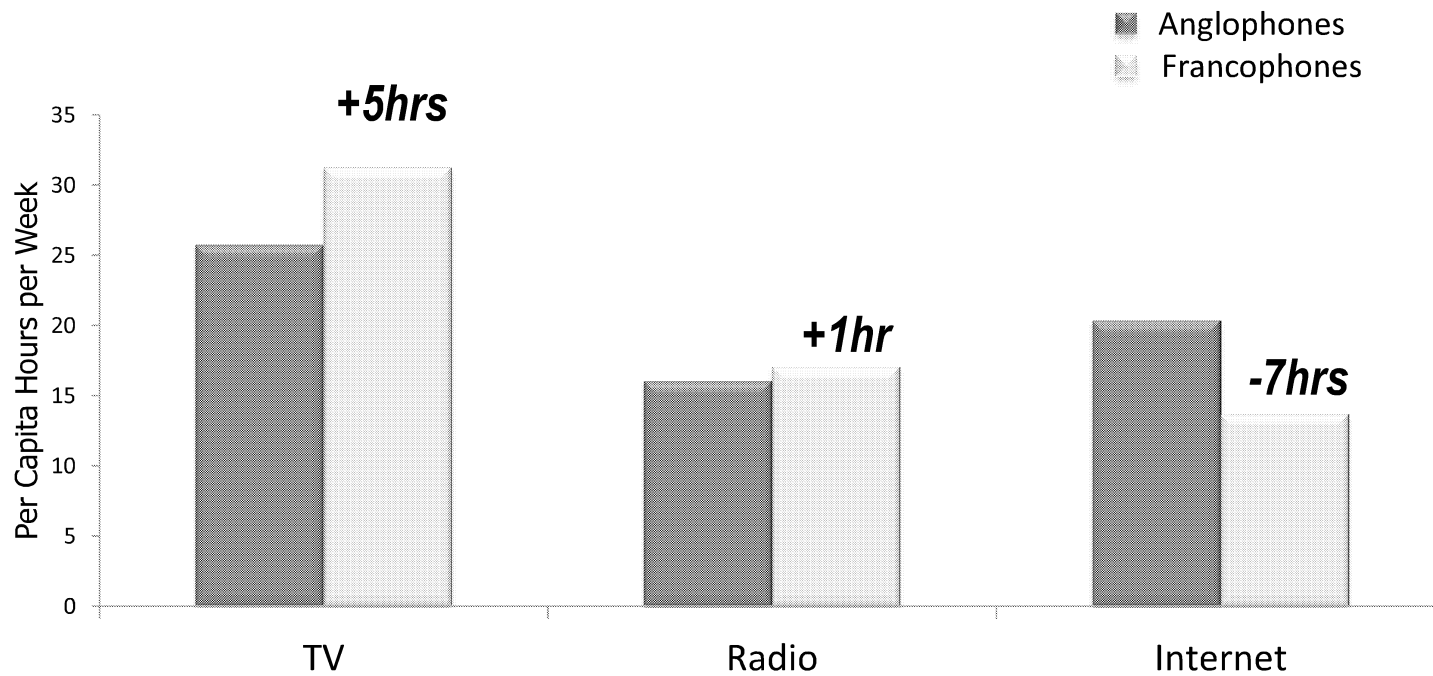
Source: CBC/Radio-Canada Research and Analysis, comScore (Multi-platform)

¹ Includes Journal de Montréal, Journal de Québec and 24 Heures Montréal.



FRENCH CANADIANS USE TRADITIONAL MEDIA MORE THAN ENGLISH CANADIANS

Time Spent with TV, Radio and the Internet in Canada by Language
Weekly Per Capita Listening Hours

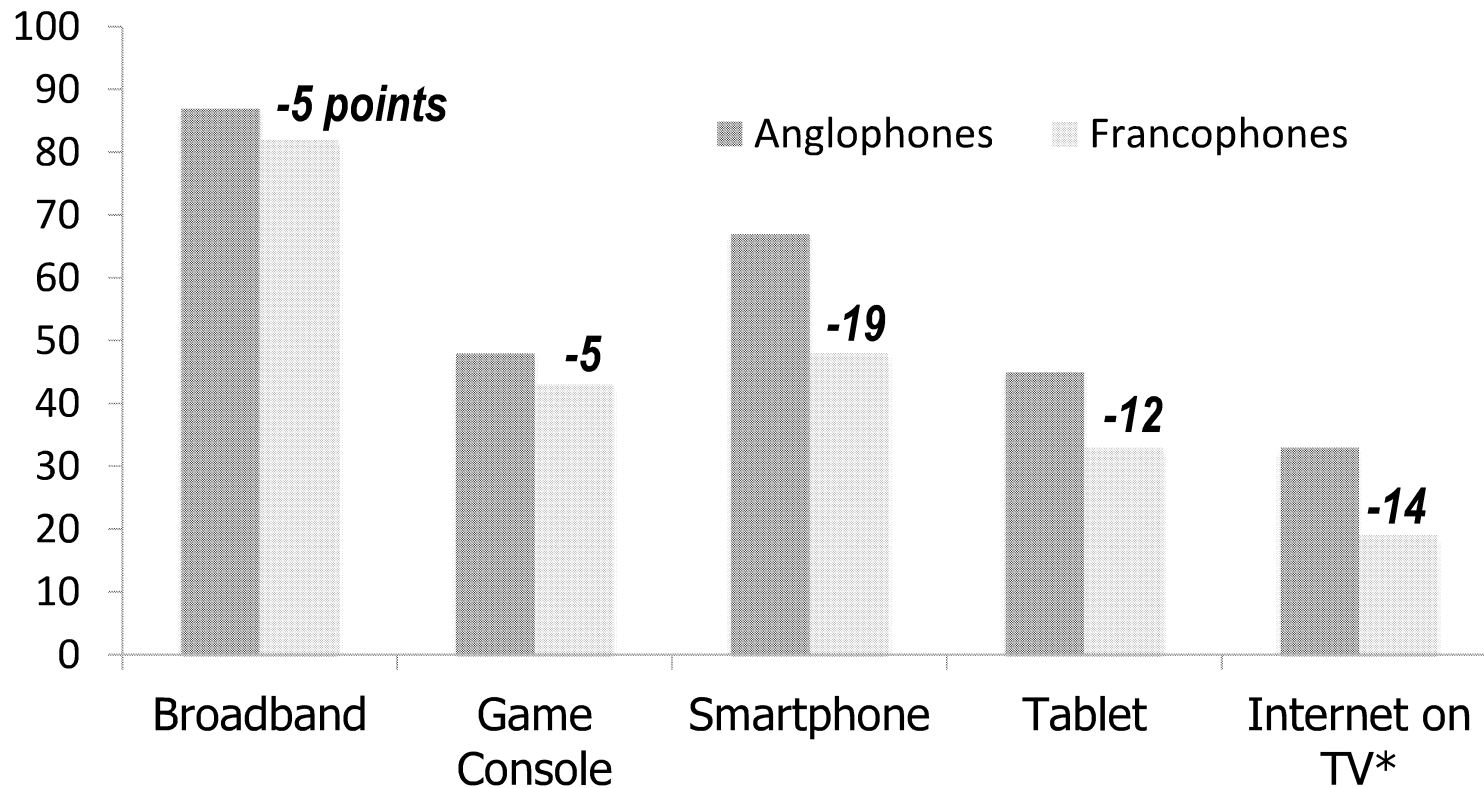


Source: TV (Numeris (BBM Canada), Broadcast Year 2013-14); Radio (Numeris (BBM Canada) Fall 2013 Diary), Internet (MTM, Spring 2014)



... AND TEND TO ADOPT TECHNOLOGY AT A SLOWER RATE

Penetration (%) of Select Technologies in Canada by Language
Persons 18+



Source: MTM, Spring 2014

* Accessed the Internet on a TV set in the past month.



KEY TAKEAWAYS

- Traditional broadcast **radio and TV are still dominant.**
- However, consumers are adopting devices and services that give them **more control over when** they access content **and which screen.**
- **Francophones tend to use traditional media more** than Anglophones and adopt new technology at a slower pace.
- **CBC/Radio-Canada has performed well** in the traditional and in the digital world.

2014 MEDIA ENVIRONMENT



Information for the Board of Directors
November 19, 2014
Montreal, Quebec