



Business Outlook Survey

Conducted by the Bank's Regional Offices

Results of the Spring 2008 Survey

Vol. 5.1 14 April 2008

Overview

- In the spring survey, a number of indicators eased from their level in the winter survey. While the weaker U.S. economic situation is weighing more heavily on the outlook, firms are not expecting a marked change in the pace of business activity.
- On balance, firms reported an increase in sales growth over the past year, and they expect sales to grow at about the same pace over the next 12 months.
- Fewer firms reported capacity pressures than in recent surveys, yet firms expect input and output prices to increase at a faster pace over the next 12 months in light of the recent strength in energy and food prices. Inflation expectations continue to be concentrated within the Bank's inflation-control range.
- For the third consecutive quarter, firms reported that credit conditions have tightened.

Business Activity

Firms continued to report higher sales growth over the past 12 months (**Chart 1**), although the balance of opinion declined from its level in the winter survey, owing partly to slower sales growth in the manufacturing sector. The balance of opinion on future sales growth turned negative but remains close to zero (**Chart 2**), suggesting that sales will increase at a pace similar to that over the past 12 months. Firms negatively affected by the weaker U.S.

Chart 1 Past Sales Growth: Balance of Opinion*

Over the past 12 months, did your firm's sales volume increase at a greater, lesser, or the same rate as over the previous 12 months?

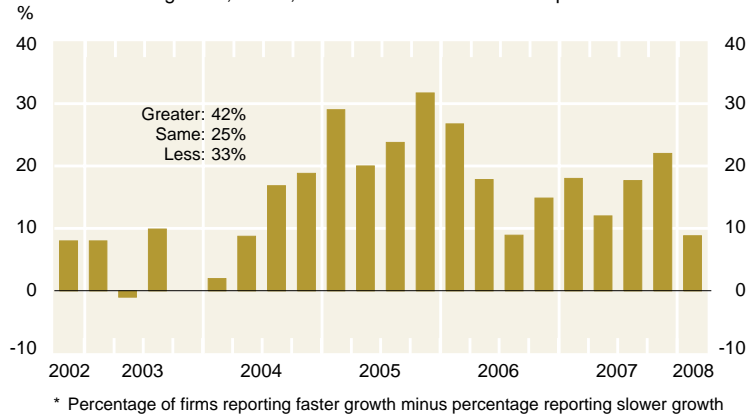


Chart 2 Future Sales Growth: Balance of Opinion*

Over the next 12 months, is your firm's sales volume expected to increase at a greater, lesser, or the same rate as over the past 12 months?



The Business Outlook Survey summarizes interviews conducted by the Bank's regional offices with the senior management of about 100 firms selected in accordance with the composition of Canada's gross domestic product. The survey's purpose is to gather the perspectives of these businesses on topics of interest to the Bank of Canada (such as demand and capacity pressures) and their forward-looking views on economic activity. Additional information on the survey and its content is available on the Bank of Canada's website at <www.bankofcanada.ca/en/bos/index.html>. The spring 2008 survey was conducted from 22 February to 20 March 2008.

The opinions expressed are those of the respondents and do not necessarily reflect the views or policies of the Bank of Canada. The method of sample selection ensures a good cross-section of opinion. Nevertheless, the statistical reliability of the survey is limited, given the small sample size.

economic situation are generally expecting sales growth to moderate, while those less exposed are more optimistic about sales prospects.

The balance of opinion on investment in machinery and equipment remains positive but has moved closer to zero (**Chart 3**), indicating that firms expect the level of investment to be about the same as over the past 12 months. Among firms planning to invest less, most of whom are based in Central and Eastern Canada, the most common reason cited was significant investment spending over the past year, followed by a desire to preserve cash given uncertainty about the economic outlook. Firms located in Western Canada generally expect to increase investment spending over the next 12 months.

The balance of opinion on employment edged up in the spring survey (**Chart 4**). The balance of opinion is solidly positive for all sectors except manufacturing, where hiring intentions are muted. Intentions to increase employment are higher among firms in Western Canada than in other parts of the country.

Pressures on Production Capacity

The percentage of firms reporting that they would have difficulty meeting an unexpected increase in demand has fallen from recent highs to the average level for the survey (**Chart 5**). This drop reflects fewer reports of capacity pressures among firms based in Central and Eastern Canada, with pressures less evident in a number of sectors, notably manufacturing. Capacity constraints remain high and little changed among firms based in Western Canada. Firms in the West continue to account for most of those reporting that they would have significant difficulty meeting an increase in demand.

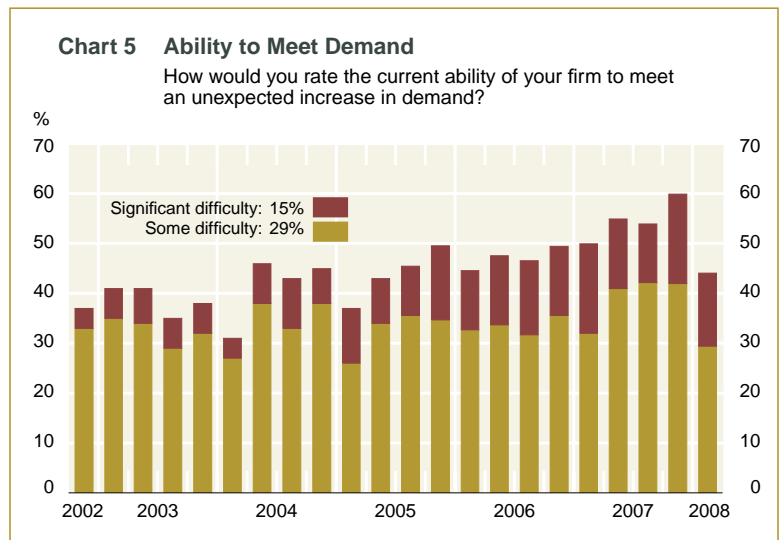
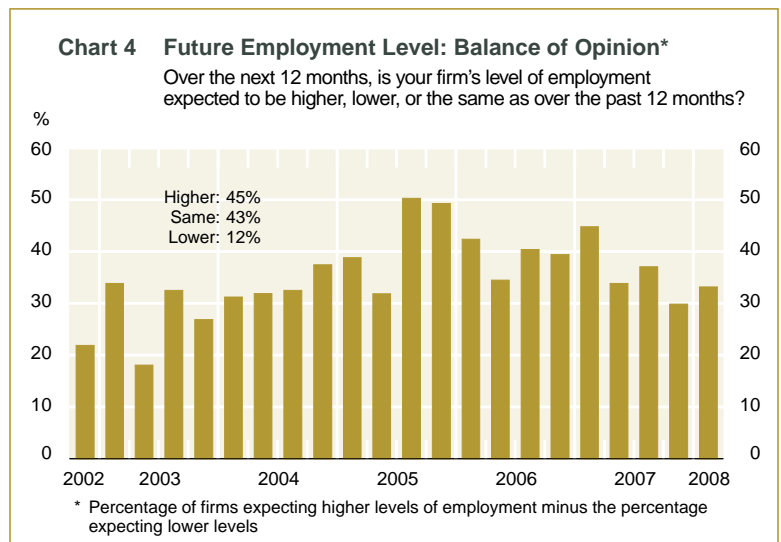
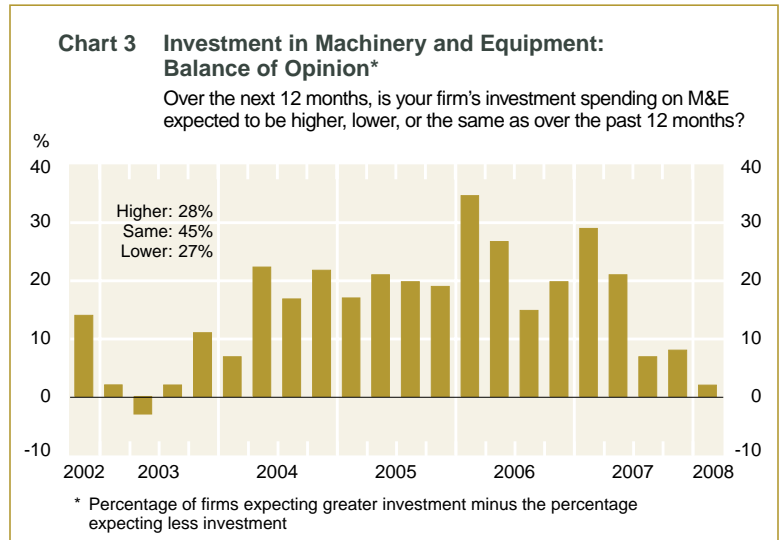
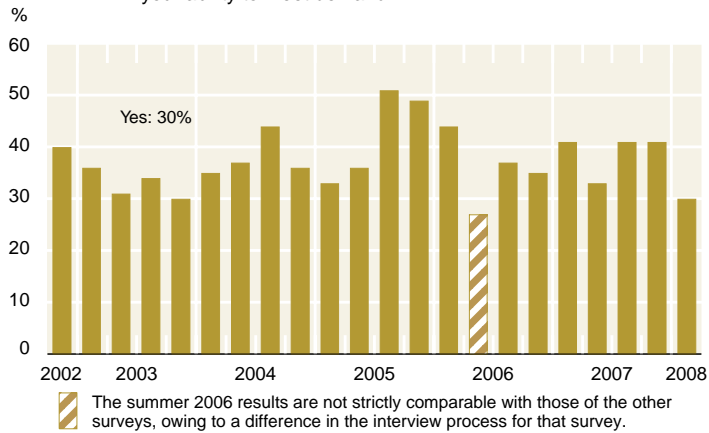


Chart 6 Labour Shortages

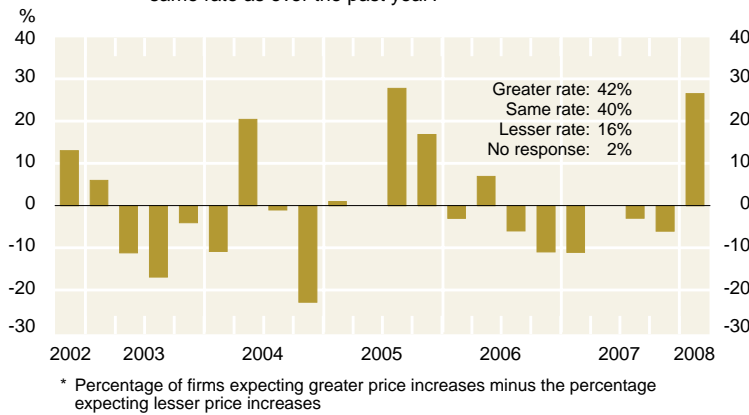
Does your firm face any shortages of labour that restrict your ability to meet demand?



The percentage of firms reporting that labour shortages are restricting their ability to meet demand is lower in the spring survey (**Chart 6**). While all regions recorded a decline, labour shortages continue to be more pronounced among firms in Western Canada, particularly in British Columbia.

Chart 7 Input Price Inflation: Balance of Opinion*

Over the next 12 months, are prices of products/services purchased expected to increase at a greater, lesser, or the same rate as over the past year?

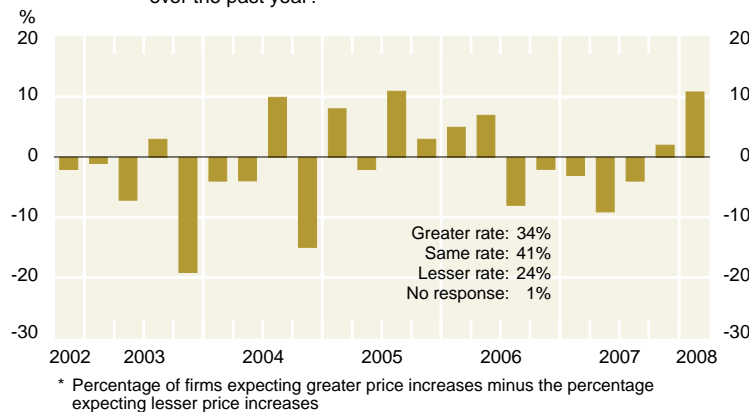


Prices and Inflation

The balance of opinion on input prices is strongly positive, indicating that firms expect the prices of inputs to rise at a faster pace over the next 12 months than they did over the past 12 months (**Chart 7**). Record-high oil prices at the time of the survey, along with the recent strength in food prices and rising prices of imports from China, led many firms to expect an acceleration in the growth of input prices going forward. The balance of opinion is at its highest level since the autumn 2005 survey, when energy prices surged following Hurricane Katrina.

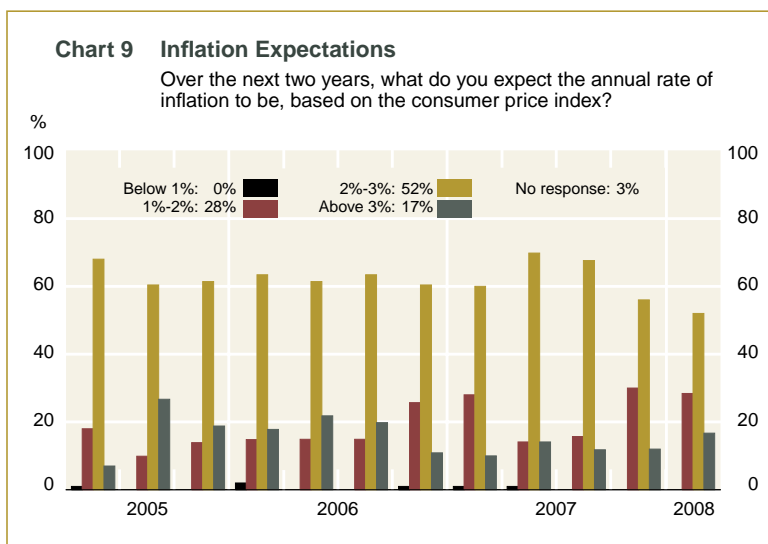
Chart 8 Output Price Inflation: Balance of Opinion*

Over the next 12 months, are prices of products/services sold expected to increase at a greater, lesser, or the same rate as over the past year?



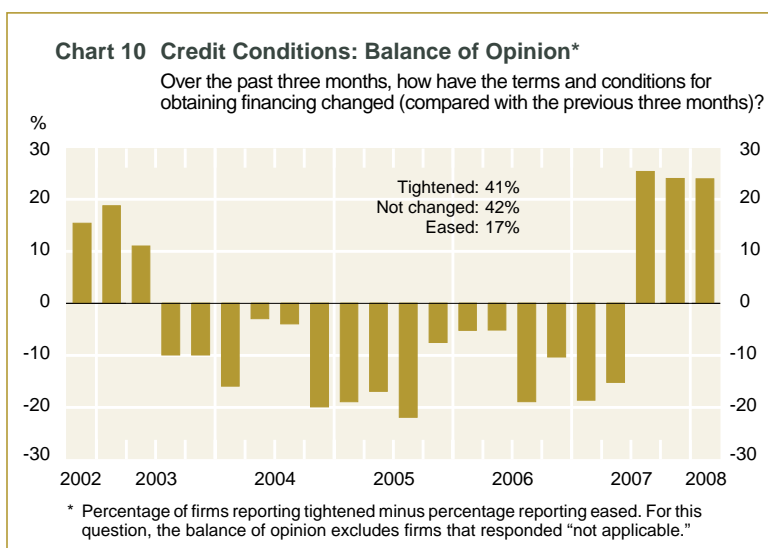
On balance, firms expect their own output prices to increase at a faster pace over the next 12 months (**Chart 8**). In some cases, firms expect to pass through the higher cost increases of their inputs to maintain profit margins.

Expectations for consumer price inflation are largely in line with those in the previous survey, with the vast majority of firms still expecting inflation to fall within the Bank of Canada's inflation-control range of 1 to 3 per cent (**Chart 9**). There was, however, a slight increase in the number of firms expecting inflation to exceed 3 per cent.



Credit Conditions

The balance of opinion on credit conditions is positive for the third consecutive quarter, indicating that the terms and conditions for obtaining financing continued to tighten over the past three months (**Chart 10**). Reports of tighter credit conditions were widespread across sectors and regions, with most firms attributing the tightening to a market-wide repricing of risk.



Bank of Canada offices

Atlantic Provinces

1583 Hollis Street, 5th Floor,
Halifax, Nova Scotia B3J 1V4

Quebec

1501 McGill College Avenue, Suite 2030
Montréal, Quebec H3A 3M8

Ontario

150 King Street West, 20th Floor, Suite 2000
Toronto, Ontario M5H 1J9

Prairie Provinces, Nunavut, and Northwest Territories

404 – 6th Avenue SW, Suite 200
Calgary, Alberta T2P 0R9

British Columbia and Yukon

200 Granville Street, Suite 2710
Vancouver, British Columbia V6C 1S4

HEAD OFFICE

234 Wellington Street
Ottawa, Ontario K1A 0G9
1 877 782-8248