



SUPREME COURT OF CANADA

STATISTICS 2004 TO 2014





INTRODUCTION

This report sets out a statistical view of the work of the Supreme Court of Canada in 2014 with comparisons to the previous ten years' work.

The following brief description of the appeal process is provided to help explain the statistical charts and tables. The Court decides cases that come to it from three sources. First, in most cases, a party who wishes to appeal the decision of another court (usually a provincial or territorial court of appeal or the Federal Court of Appeal) must obtain permission from a panel of three judges of the Court. Such permission, or leave to appeal, is given if the panel concludes that the case involves a question of public importance or raises an important issue of law. Second, there are cases, referred to as "as of right" appeals, for which leave to appeal is not required. These include certain serious criminal cases, for example, those where there is a dissent on a point of law in the court of appeal, and appeals from provincial references. The third group is references from the federal government. Federal references (which are counted as appeals as of right for the purposes of these statistics) require the Court to give an opinion on the questions referred to it by the Governor in Council. The figure on page 3 summarizes the progress of a case from the filing of a complete application for leave to appeal, a notice of appeal as of right or a reference to the issuing of a judgment.

The table on page 4, "Summary 2004 to 2014", outlines the Court's workload during that period, broken down into five categories.

The first category, "Cases Filed", shows the number of complete applications for leave to appeal and notices of appeal as of right filed by litigants with the Court's Registry each year. In 2014, 574 new cases were filed – 558 applications for leave to appeal and 16 appeals as of right.

The second category, "Applications for Leave Submitted", shows the number of leave applications submitted to panels of the Court for decision, the number of leave applications granted and the percentage granted of the total submitted. As leave applications filed one year may be submitted to a panel the next year due to the time required for processing, the number of complete leave applications filed and the number submitted to panels will differ in each year. In 2014, there were 502 leave applications submitted to panels of the Court for decision.

The third category, "Appeals Heard", shows the number of appeals heard each year and the number of hearing days over the year. In 2014, the Court heard 80 appeals over 63 hearing days.

The fourth category, "Appeal Judgments", gives information with respect to the number of judgments rendered each year. The Court released 77 judgments in 2014. Of these, 22 were pronounced from the bench ("oral judgments"), with written reasons to follow in 2 appeals. In 79% of the judgments, all judges agreed in the result of the appeal.



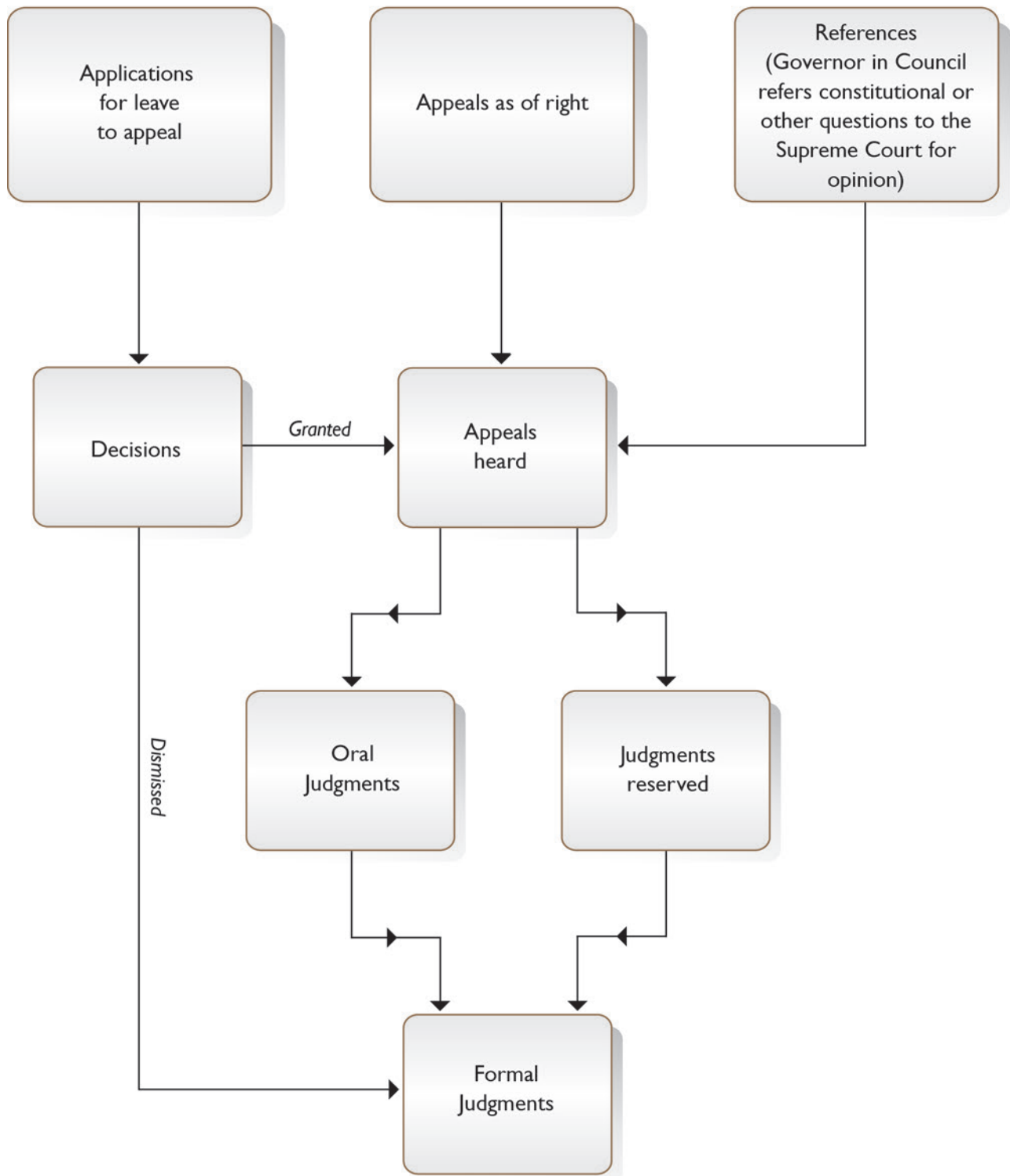
Since the Court does not always render judgments in the same year in which the appeal is heard, there is usually a difference between the total number of appeals heard in a year and the number of judgments rendered in the same year. There were 29 appeal judgments in reserve at year-end.

The final category, “Average Time Lapses”, shows average time lines in the life of a case at the Court. In 2014, the time between the filing of a complete application for leave to appeal and the Court’s decision on whether leave should be granted or denied was 3 months. Appeals were heard 8 months after leave was granted or the notice of appeal as of right was filed, and judgments were rendered, on average, 4 months after the appeal hearing.

Detailed information about Supreme Court of Canada cases and judgments can be found on the Court’s website at **www.scc-csc.gc.ca**.



THE APPEAL PROCESS IN THE SUPREME COURT OF CANADA



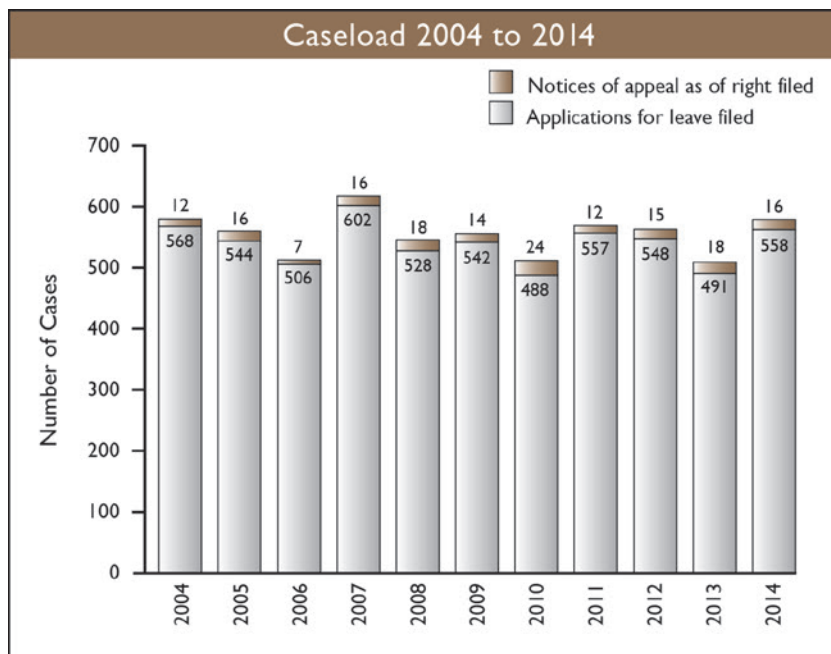


SUMMARY 2004 TO 2014

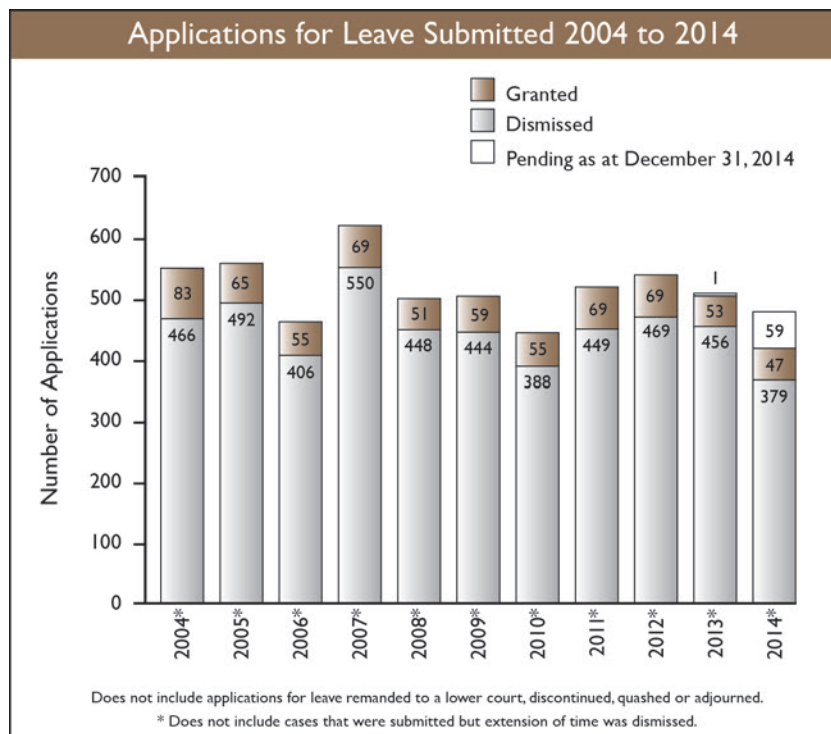
	2004	2005	2006	2007	2008	2009	2010	2011	2012	2013	2014
Cases Filed											
Complete applications for leave to appeal	568	544	506	602	528	542	488	557	548	491	558
Notices of appeal as of right	12	16	7	16	18	14	24	12	15	18	16
Applications for Leave											
Submitted to the Court	559	575	477	629	509	518	465	541	557	529	502
Granted (pending)	83	65	55	69	51	59	55	69	69	53(1)	47(59)
Percentage granted	15	11	12	11	10	11	12	13	12	10	9*
Appeals Heard											
Total number	83	93	80	53	82	72	65	70	78	75	80
As of right	13	13	13	10	16	12	15	19	15	12	22
By leave	70	80	67	43	66	60	50	51	63	63	58
Hearing days	61	62	56	46	60	55	51	60	65	65	63
Appeal Judgments											
Total number	78	89	79	58	74	70	69	71	83	78	77
Delivered from the bench	16	17	4	2	5	2	4	8	8	9	22
Delivered after being reserved	62	72	75	56	69	68	65	63	75	69	55
Unanimous	57	65	63	36	56	44	52	53	60	53	61
Split	21	24	16	22	18	26	17	18	23	25	16
Percentage of unanimous judgments	73	73	80	62	76	63	75	75	72	68	79
Appeals standing for judgment at the end of each year	32	35	35	30	38	40	36	35	30	27	29
Average Time Lapses (in months)											
Between filing of application for leave and decision on application for leave	3.7	3.7	3.4	3.5	3.2	3.2	3.4	4.1	4.4	3.3	3.2
Between date leave granted (or date notice of appeal as of right filed) and hearing	9.4	9.1	7.7	9.0	8.9	7.6	7.7	8.7	9.0	8.2	8.2
Between hearing and judgment	4.0	5.2	5.9	6.6	4.8	7.4	7.7	6.2	6.3	6.2	4.1
<i>All applications for leave, appeals and judgments are counted by individual file number.</i>											
* This percentage may change once all pending leave applications are decided.											



CATEGORY 1: CASES FILED

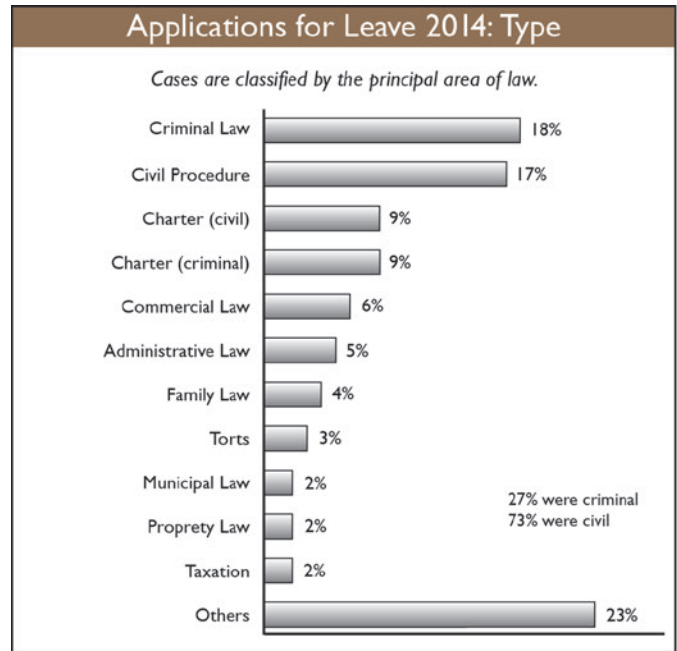
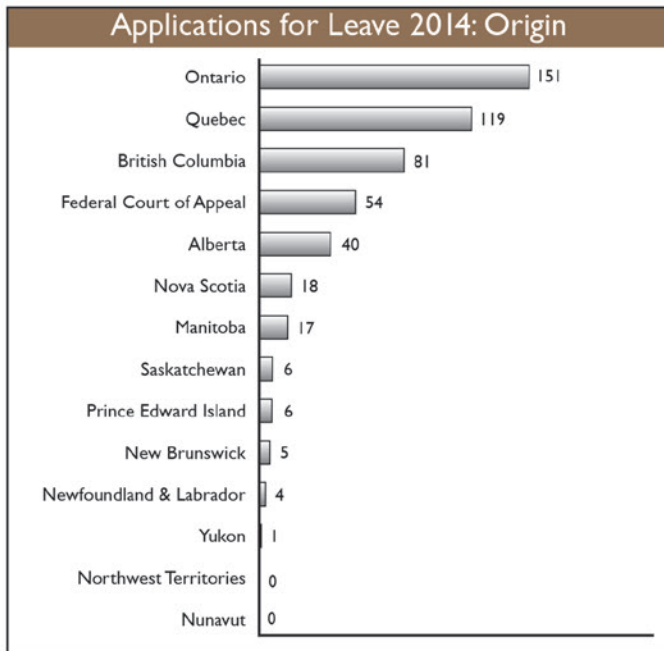


CATEGORY 2: APPLICATIONS FOR LEAVE SUBMITTED

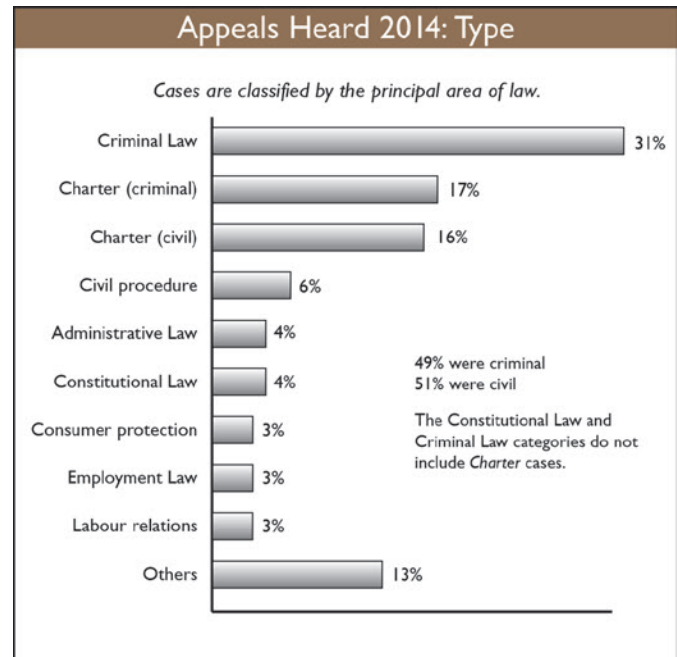
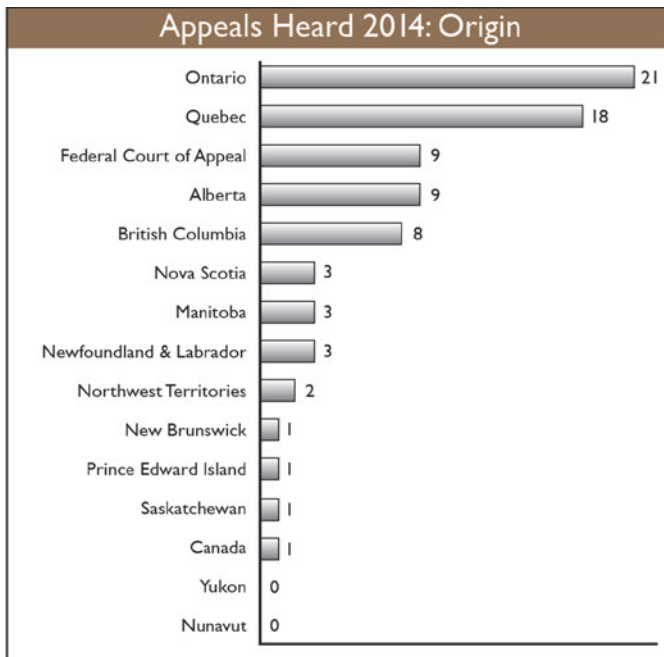




CATEGORY 2: APPLICATIONS FOR LEAVE SUBMITTED (CONTINUED)

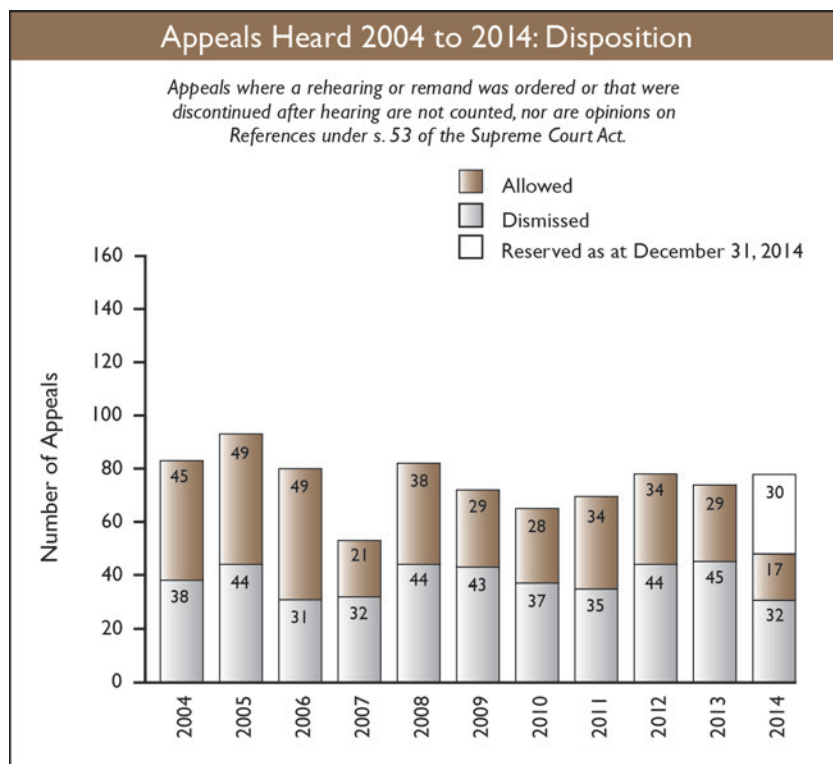
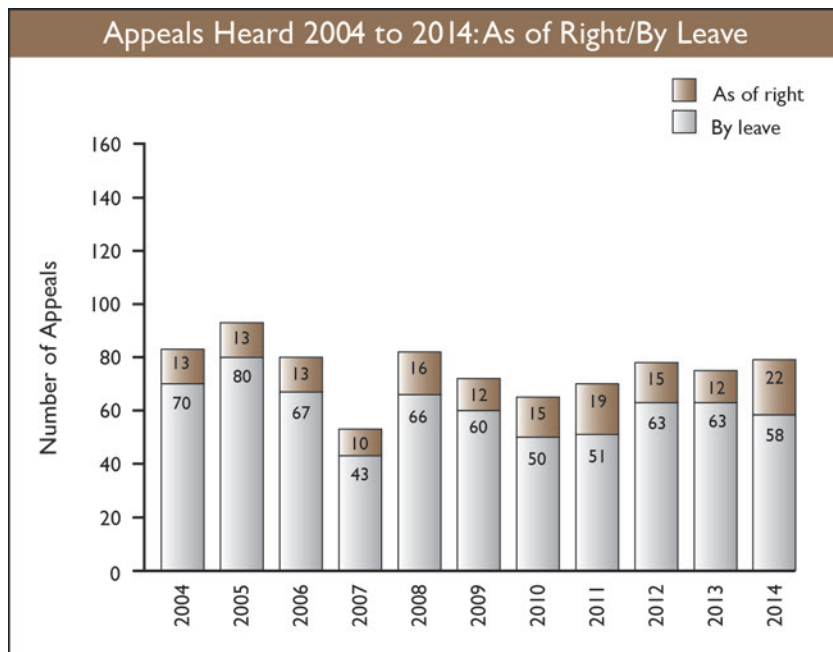


CATEGORY 3: APPEALS HEARD



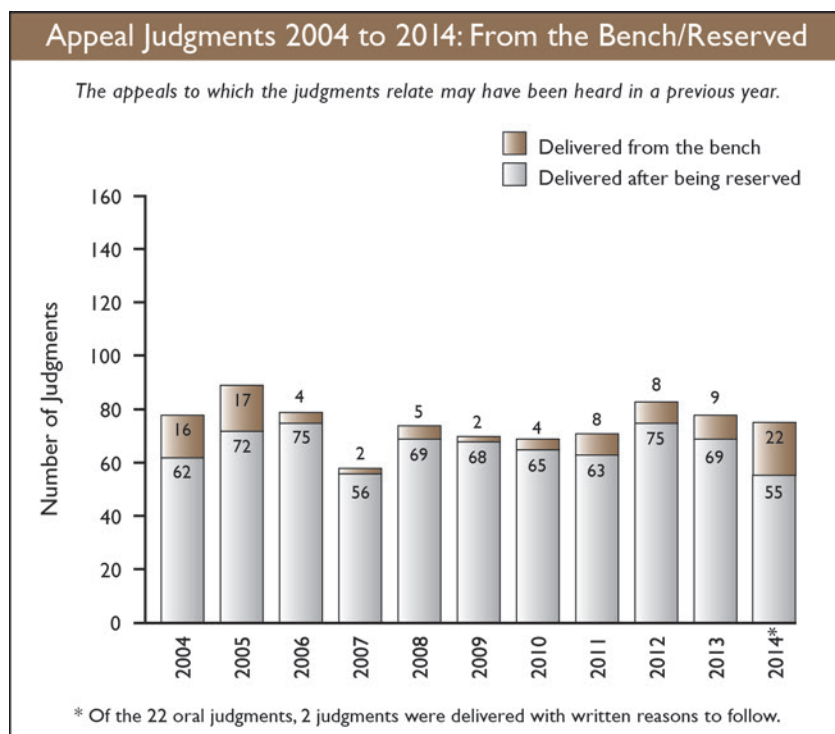
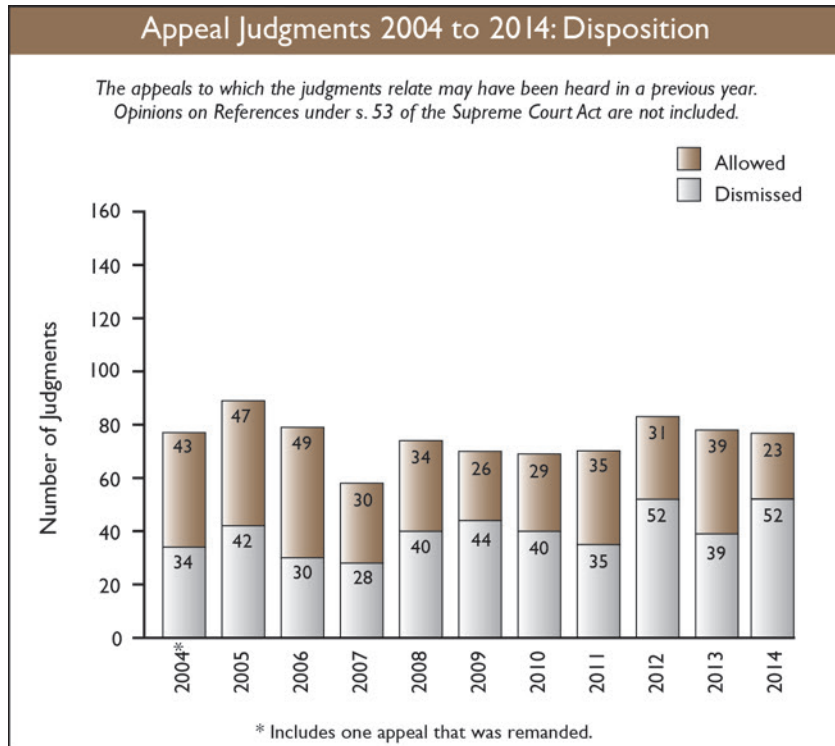


CATEGORY 3: APPEALS HEARD (CONTINUED)



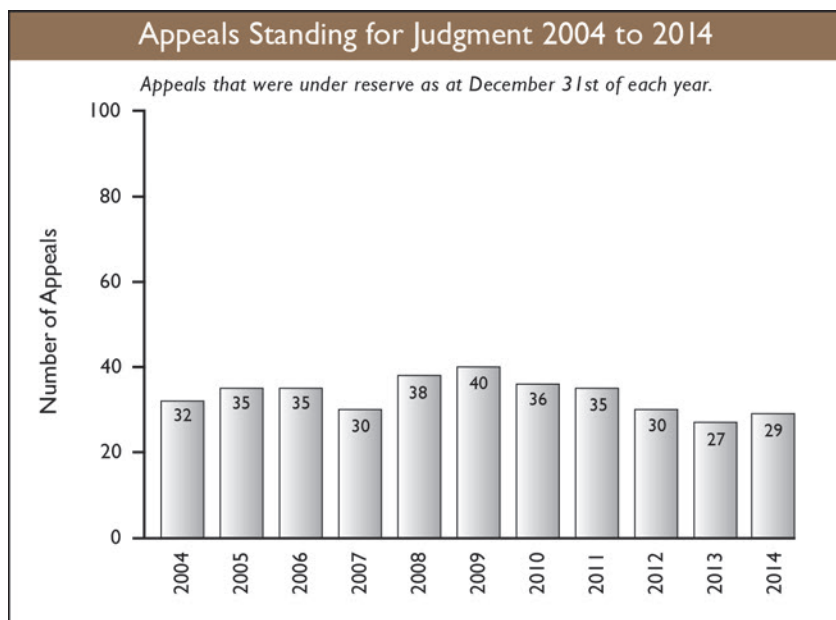
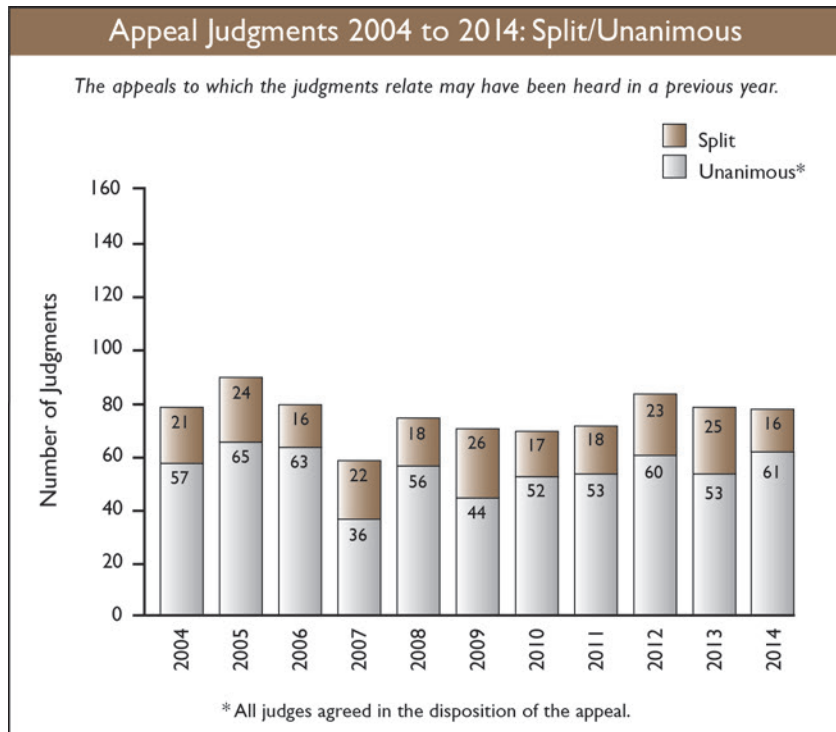


CATEGORY 4: APPEAL JUDGMENTS





CATEGORY 4: APPEAL JUDGMENTS (CONTINUED)





CATEGORY 5: AVERAGE TIME LAPSES

