

Epidemiological Summary

COVID-19 in Ontario: January 15, 2020 to April 13, 2020

This report includes the most current information available from the integrated Public Health Information System (iPHIS) as of **4 p.m. April 13, 2020**.

Purpose

- This daily report provides an epidemiologic summary of COVID-19 activity in Ontario to date.

Highlights

- There are 7,953 confirmed cases of COVID-19 in Ontario reported to date in iPHIS. This represents an increase of 483 confirmed cases from the previous report.
 - 44.1% of cases are male, 55.2% are female.
 - 40.0% of cases are 60 years of age and older.
 - Greater Toronto Area public health units account for 54.4% of cases.
 - 12.5% of cases were hospitalized.
- 334 deaths have been reported (please note there may be a reporting delay for deaths in iPHIS). This is an increase of 43 deaths from the previous report.
- Ninety-three outbreaks have been reported in long-term care homes.

Case Characteristics

Table 1. Summary of cases of COVID-19: Ontario, January 15, 2020 to April 13, 2020

	Number	Percentage
Number of cases*	7,953	N/A
Change from previous report	483	6.5% increase
Gender: Male	3,511	44.1
Gender: Female	4,393	55.2
Ages: 19 and under	182	2.3
Ages: 20-39	1,912	24.0
Ages: 40-59	2,676	33.6
Ages: 60-79	1,890	23.8
Ages: 80 and over	1,287	16.2
Number of cases in health care workers	857	10.8

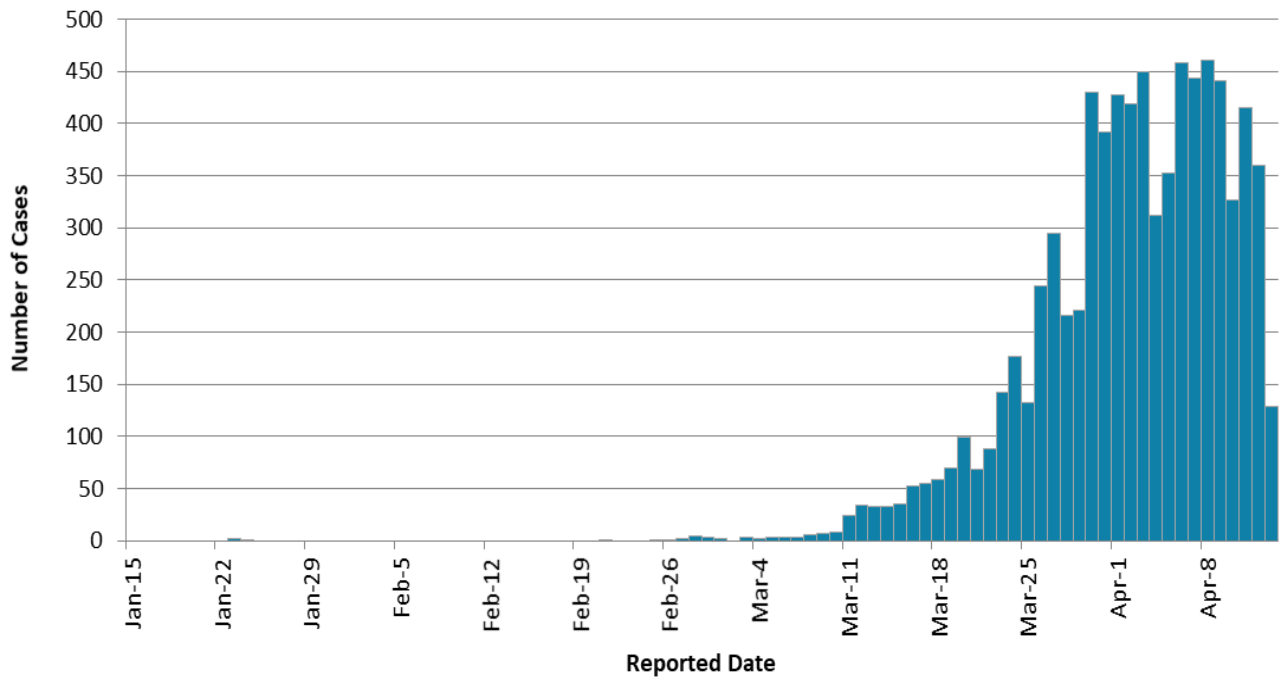
* Cases and rates by public health unit is provided in [Appendix A](#).

Note: 49 cases did not specify male or female. Six cases had an unknown age.

Data Source: integrated Public Health Information System (iPHIS) database

Time

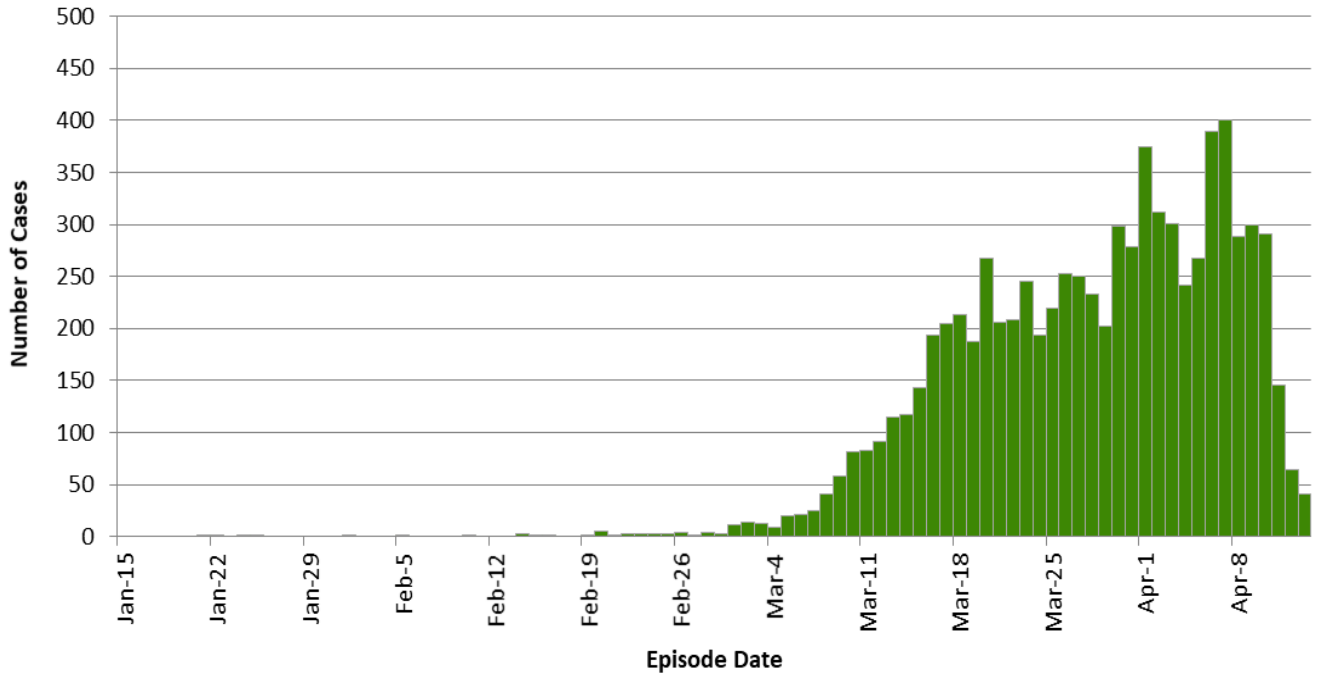
Figure 1. Confirmed cases (n=7,953) of COVID-19 by reported date: Ontario, January 15, 2020 to April 13, 2020*



*Interpret case counts for the most recent days with caution due to reporting lags.

Data Source: integrated Public Health Information System (iPHIS) database.

Figure 2. Confirmed cases (n=7,953) of COVID-19 by an approximation of symptom onset date*: Ontario, January 15, 2020 to April 13, 2020**



*This date, referred to as episode date, is intended to approximate symptom onset date. It is calculated based on either the date of symptom onset, specimen collection/test date, or the date reported to public health.

**Interpret case counts for the most recent days with caution due to reporting lags.

Data Source: integrated Public Health Information System (iPHIS) database

Exposure

Table 2. Confirmed cases (n=7,953) of COVID-19 by exposure type: Ontario, January 15, 2020 to April 13, 2020

	Number	Percentage
Travel*	1,151	14.5
Close contact of a confirmed case	1,306	16.4
Community transmission	1,883	23.7
Information pending	3,613	45.4

*Travel within the 14 days prior to becoming ill; travel locations are provided in [Appendix A](#).

Data Source: integrated Public Health Information System (iPHIS) database

Severity

Table 3. Confirmed cases (n=7,953) of COVID-19 by severity: Ontario, January 15, 2020 to April 13, 2020

	Number	Percentage
Cumulative deaths reported (please note there may be a reporting delay for deaths in iPHIS)	334	4.2
Change from previous report	43	14.8% increase
Deaths reported in ages: 19 and under	0	0.0
Deaths reported in ages: 20-39	1	0.1
Deaths reported in ages: 40-59	20	0.7
Deaths reported in ages: 60-79	103	5.4
Deaths reported in ages: 80 and over	210	16.3
Cumulative intensive care*	285	3.6
Cumulative hospitalized*	995	12.5
Number of resolved** cases	3,568	44.9

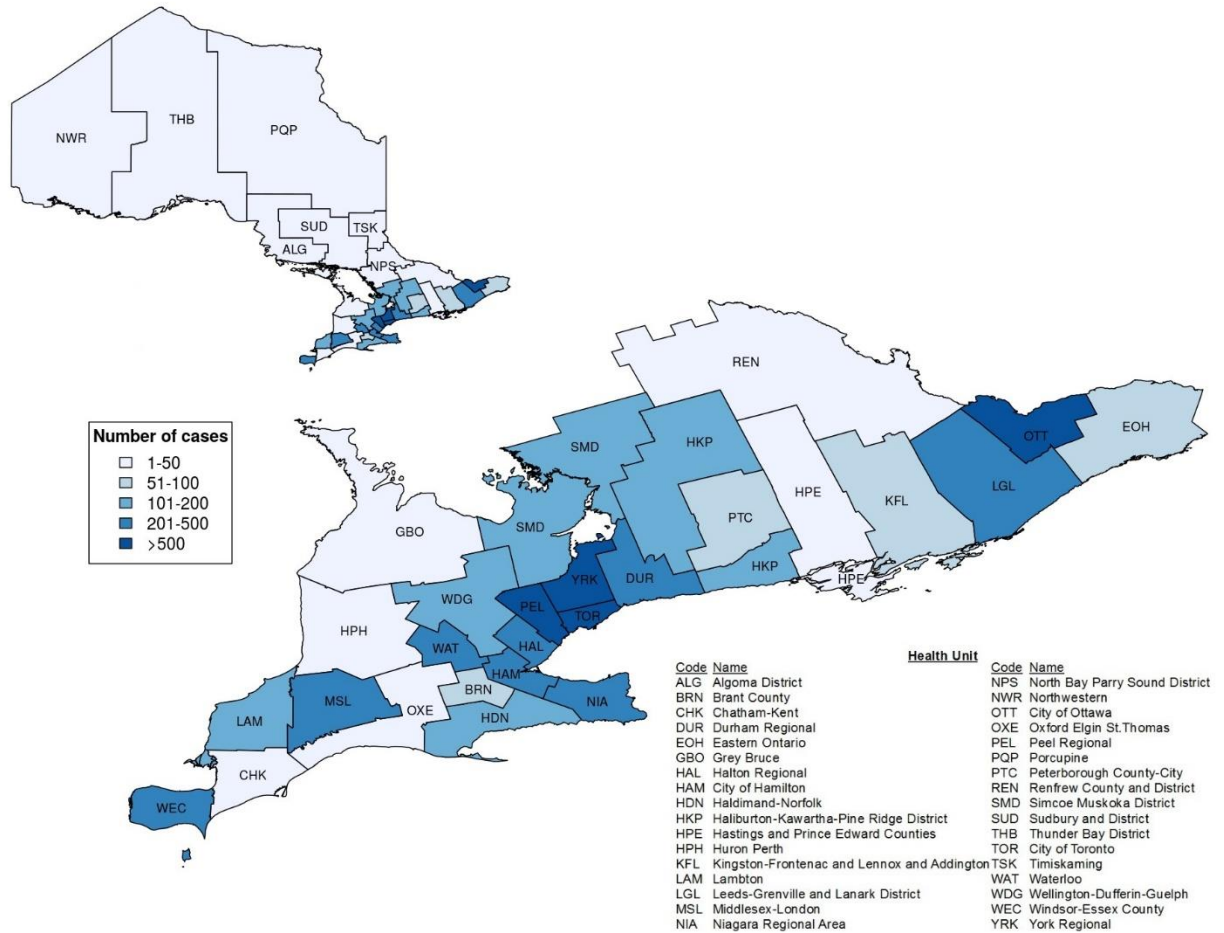
Data Source: integrated Public Health Information System (iPHIS) database

* These refer to all hospitalized or ICU admitted cases, not cases that are currently hospitalized or in ICU.

** Cases that are 14 days past symptom onset (if available) or 14 days past the episode date (for cases for whom the public health unit investigation is complete) are classified as resolved for non-fatal cases that are not currently listed as hospitalized. Cases are also classified as resolved if the case is reported as “recovered” in iPHIS.

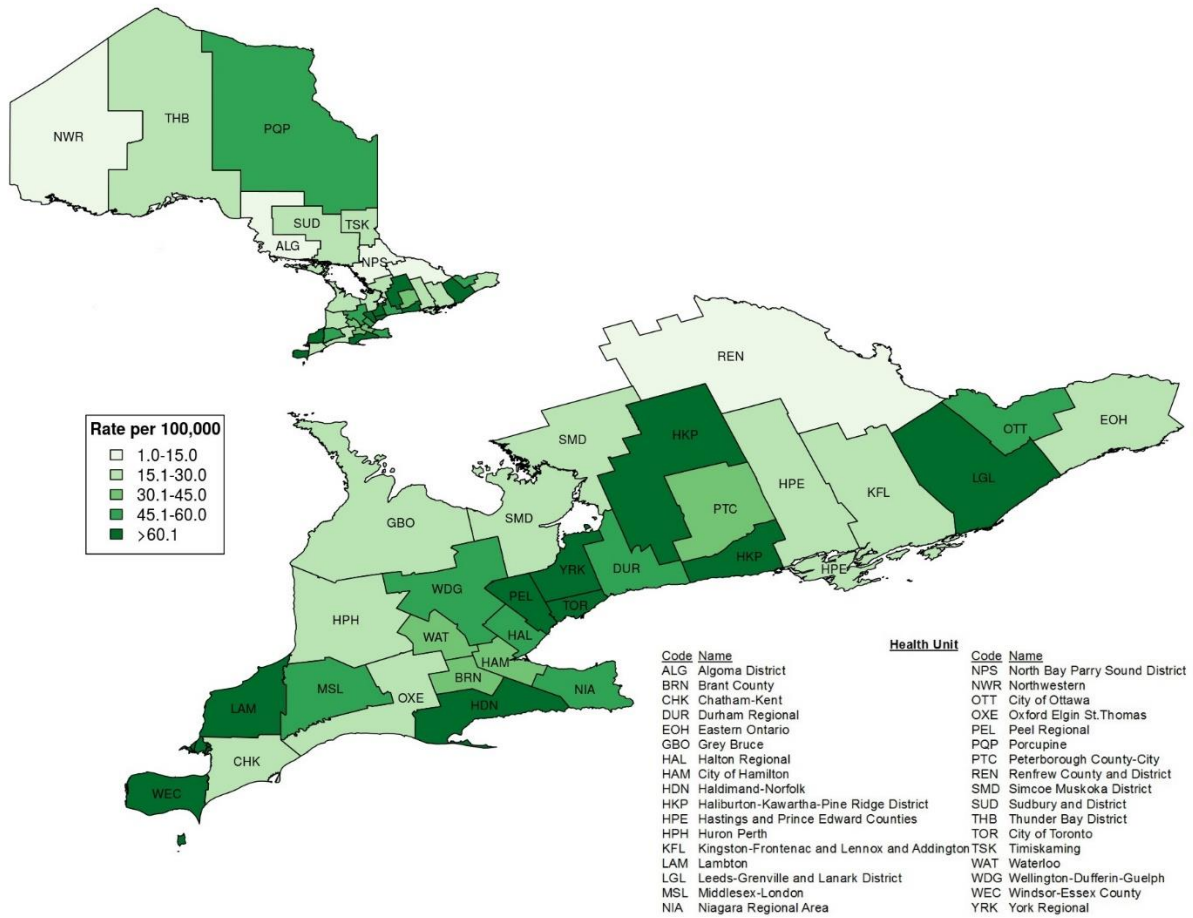
Geography

Figure 3. Confirmed cases (n=7,953) of COVID-19 by public health unit: Ontario, January 15, 2020 to April 13, 2020



Data Source: integrated Public Health Information System (iPHIS) database

Figure 4. Rate of confirmed cases of COVID-19 by public health unit: Ontario, January 15, 2020 to April 13, 2020



Data Source: integrated Public Health Information System (iPHIS) database

Outbreaks in Institutions and Public Hospitals

Table 4. Confirmed COVID-19 outbreaks reported in long-term care homes and hospitals and total number of associated cases: Ontario, January 15, 2020 to April 13, 2020

Indicator	Long-Term Care Homes	Hospitals
Number of confirmed COVID-19 outbreaks	93	27
Total number of cases*,** reported as part of the confirmed COVID-19 outbreaks	1,254	113
Cases reported among residents/patients	813	62
Cases reported among staff	437	50
Total number of deaths*,** reported as part of the confirmed COVID-19 outbreaks	136	8
Deaths reported among residents/patients	135	8
Deaths reported among staff	0	0

Data Source: integrated Public Health Information System (iPHIS) database

*Includes all outbreak-related cases and deaths reported in aggregate outbreak summary counts, regardless of whether the case was laboratory confirmed (deaths among non-laboratory confirmed cases reported here are not included in Table 3).

**May include cases and deaths other than residents/patients or staff, such as volunteers. As a result, the total number of cases and deaths may be greater than the number of cases and deaths reported in residents or staff.

Technical Notes

Data Sources (Case Data)

- The data for this report were based on information extracted from the Ontario Ministry of Health (MOH) integrated Public Health Information System (iPHIS) database, as of **April 13, 2020 at 4 p.m.**
- iPHIS is a dynamic disease reporting system, which allows ongoing updates to data previously entered. As a result, data extracted from iPHIS represent a snapshot at the time of extraction and may differ from previous or subsequent reports.
- Ontario population projection data for 2020 were sourced from Ontario Ministry of Health, IntelliHEALTH Ontario. Data were extracted on November 26, 2019.

iPHIS Data Caveats:

- The data only represent cases reported to public health and recorded in iPHIS. As a result, all counts will be subject to varying degrees of underreporting due to a variety of factors, such as disease awareness and medical care seeking behaviours, which may depend on severity of illness, clinical practice, changes in laboratory testing, and reporting behaviours.
- Lags in iPHIS data entry due to reduced holiday and weekend staffing may result in lower case counts than would otherwise be recorded.
- Only cases meeting the confirmed case classification as listed in the MOH [COVID-19 case definition](#) are included in the report counts.
- Case episode date is based on an estimate of the best date of disease onset. This date is calculated based on either the date of symptom onset, specimen collection/test date, or the date reported to public health.
- Orientation of case counts by geography is based on the diagnosing health unit (DHU). DHU refers to the case's public health unit of residence at the time of illness onset and not necessarily the location of exposure. Cases for which the DHU was reported as MOH (to signify a case that is not a resident of Ontario) have been excluded from the analyses.
 - GTA health units include: Durham Region Health Department, Peel Public Health, Toronto Public Health and York Region Public Health
- Exposure type is determined by examining the exposure and risk factor fields from iPHIS to determine whether a case travelled, was a contact of a case or neither. A hierarchy has been applied as follows: Travel-related > Close contact of a confirmed case > Community transmission > Information pending.
- Deaths are determined by using the outcome field in iPHIS. Any case marked 'Fatal' is included in the deaths data. Deaths are included whether or not COVID-19 was determined to be a contributing or underlying cause of death as indicated in the iPHIS field Type of Death.

- Cases for which the Disposition Status was reported as ENTERED IN ERROR, DOES NOT MEET DEFINITION, DUPLICATE-DO NOT USE, or any variation on these values have been excluded.
- To provide a measure of the impact of COVID-19 on long-term care homes and hospitals, the number of outbreaks and the associated cases are reported. To obtain the case and deaths data for these outbreaks, the aggregate counts recorded by public health units in the outbreak's summary counts section of iPHIS is used. This information is presented in table 4.
 - Previously only a select number of persons in institutional outbreaks would be tested for COVID-19, and there could still be circumstances where not all individuals end up being tested (e.g., the person dies before they can be tested).
 - These counts may not be updated as frequently as the information for laboratory-confirmed cases.
 - The information in the aggregate counts can not necessarily be reconciled with the laboratory-confirmed case data.

Appendix A

Table 1. Confirmed cases (n=7,953) of COVID-19 by public health unit: Ontario, January 15, 2020 to April 13, 2020

Public Health Unit Name	Cases	Rate per 100,000 population
Northwestern Health Unit	10	11.4
Thunder Bay District Health Unit	32	21.3
TOTAL NORTH WEST	42	17.7
Algoma Public Health	10	8.7
North Bay Parry Sound District Health Unit	10	7.7
Porcupine Health Unit	39	46.7
Public Health Sudbury & Districts	37	18.6
Timiskaming Health Unit	7	21.4
TOTAL NORTH EAST	103	18.4
Ottawa Public Health	592	56.1
Eastern Ontario Health Unit	61	29.2
Hastings Prince Edward Public Health	26	15.4
Kingston, Frontenac and Lennox & Addington Public Health	54	25.4
Leeds, Grenville & Lanark District Health Unit	206	119.0
Renfrew County and District Health Unit	14	12.9
TOTAL EASTERN	953	49.5
Durham Region Health Department	386	54.2
Haliburton, Kawartha, Pine Ridge District Health Unit	129	68.3
Peel Public Health	1,045	65.1

Public Health Unit Name	Cases	Rate per 100,000 population
Peterborough Public Health	53	35.8
Simcoe Muskoka District Health Unit	153	25.5
York Region Public Health	751	61.3
TOTAL CENTRAL EAST	2,517	56.2
Toronto Public Health	2,148	68.8
TOTAL TORONTO	2,148	68.8
Chatham-Kent Public Health	25	23.5
Grey Bruce Health Unit	37	21.8
Huron Perth Public Health	31	22.2
Lambton Public Health	117	89.3
Middlesex-London Health Unit	241	47.5
Southwestern Public Health	34	16.1
Windsor-Essex County Health Unit	306	72.0
TOTAL SOUTH WEST	791	46.8
Brant County Health Unit	68	43.8
City of Hamilton Public Health Services	246	41.5
Haldimand-Norfolk Health Unit	129	113.1
Halton Region Public Health	330	53.3
Niagara Region Public Health	251	53.1
Region of Waterloo Public Health and Emergency Services	221	37.8
Wellington-Dufferin-Guelph Public Health	154	49.4
TOTAL CENTRAL WEST	1,399	49.1
TOTAL ONTARIO	7,953	53.5

Table 2. Confirmed cases (n=1,151) of COVID-19 with travel history* by location: Ontario, January 15, 2020 to April 13, 2020

Location travelled to**	Cases
United States	383
United Kingdom	119
Cruise	69
Mexico	67
Spain	46
France	41
Quebec	40
Germany	37
Portugal	28
Austria	22
Switzerland	20
Iran	19
Philippines	19
Egypt	18
India	16
British Columbia	13
Cuba	13
Ireland	13
Dominican Republic	11
Netherlands	11

Location travelled to**	Cases
Peru	11
Colombia	10
United Arab Emirates	9
Italy	8
Australia	6
Bahamas	6
Brazil	6
Morocco	6
Pakistan	6
China	5
Costa Rica	5
Ecuador	5
Jamaica	5
Turkey	5
Alberta	3
Argentina	3
Aruba	3
Barbados	3
Denmark	3
Israel	3
Jordan	3
New Zealand	3

Location travelled to**	Cases
Panama	3
Saint Martin	3
Singapore	3
Bolivia	2
Cayman Islands	2
Haiti	2
Manitoba	2
Nova Scotia	2
Russian Federation	2
South Africa	2
Trinidad And Tobago	2
Viet Nam	2
Antigua And Barbuda	1
Bangladesh	1
Belgium	1
Botswana	1
Bulgaria	1
Burkina Faso	1
Central African Republic	1
Chile	1
Côte D'Ivoire	1
Grenada	1

Location travelled to**	Cases
Hong Kong	1
Iceland	1
Japan	1
Lebanon	1
Malta	1
Qatar	1
Saskatchewan	1
South Korea	1
Sri Lanka	1
State of Palestine	1
Sweden	1
Tahiti	1
Uganda	1
Yukon	1

*Travel within the 14 days prior to symptom onset.

** Cases may report travel exposures for more than one country, or may report travel as a risk factor without specifying the location. Because of this, the sum of the counts in this table may not add to the number of cases with travel exposure.

Disclaimer

This document was developed by Public Health Ontario (PHO). PHO provides scientific and technical advice to Ontario's government, public health organizations and health care providers. PHO's work is guided by the current best available evidence at the time of publication.

The application and use of this document is the responsibility of the user. PHO assumes no liability resulting from any such application or use.

This document may be reproduced without permission for non-commercial purposes only and provided that appropriate credit is given to PHO. No changes and/or modifications may be made to this document without express written permission from PHO.

Citation

Ontario Agency for Health Protection and Promotion (Public Health Ontario). Epidemiologic summary: COVID-19 in Ontario – January 15, 2020 to April 13, 2020. Toronto, ON: Queen's Printer for Ontario; 2020.

For Further Information

For more information, email cd@oahpp.ca.

Public Health Ontario

Public Health Ontario is a Crown corporation dedicated to protecting and promoting the health of all Ontarians and reducing inequities in health. Public Health Ontario links public health practitioners, front-line health workers and researchers to the best scientific intelligence and knowledge from around the world.

For more information about PHO, visit publichealthontario.ca.

