

ExxonMobil Canada Properties

20 Hebron Way
St. John's, NL
A1A 0L9
Tel: (709) 273-1400



June 20, 2023

Canada-Newfoundland and Labrador Offshore Petroleum Board
240 Waterford Bridge Road
The Tower Corporate Campus – West Campus Hall
Suite 7100
St. John's, NL A1E 1E2

Attention: Paul Alexander, Chief Safety Officer

RE: Lifeboat Launching Drill – Alternative Arrangements

Dear Mr. Alexander,

ExxonMobil Canada Limited (EMCL) submits the following proposal regarding the lifeboat launching drills as required in the Canada–Newfoundland and Labrador Offshore Area Occupational Health and Safety Regulations that last amended on January 1, 2022. This submission is on behalf of Odjfell Drilling Ltd. for the MODU Hercules.


Section 30 (3) of the OSH Regulations states that every employer must ensure that *“if compliance with subparagraph (2)(d)(ii) is not feasible, the employer must ensure that additional inspections and testing of all components that would otherwise be tested by the launching drill are carried out in consultation with the lifeboat manufacturer and with the prior approval of the Chief Safety Officer.”*

If you have any questions or concerns, please do not hesitate to contact the undersigned.

Sincerely,

Well Operations Superintendent


cc:





To: Chief Safety Officer
Canada Newfoundland & Labrador
Offshore Petroleum Board
240 Waterford Bridge Road
The Tower Corporate Campus – West Campus Hall
Suite 7100
St. John's, NL

 Bjørn Boge
Hercules Rig Manager
Odfjell Drilling
Kokstadflaten 35 • 5257 Kokstad
NO-5863 Bergen • Norway

 +47 55 92 13 73

 bbog@odfjelldrilling.com

 odfjelldrilling.com

Date: 30.05.2023

Ref: Annual Lifeboat launching drills

Regulation:

Canada Newfoundland & Labrador Offshore Petroleum Board – Occupational Health and Safety Regulations, Part 5 – Emergency Response and Preparedness

Regulatory requirement:

30 (2) despite section (1), the employer must ensure that (d) if the workplace is equipped with lifeboats, (ii) if feasible, a lifeboat launching drill is conducted annually to test the integrity and operation of the lifeboats and launching equipment

Proposal

With reference to Canada-Newfoundland and Labrador Offshore Area Occupational and Safety Regulations paragraph 30 (2)(d)(ii) Odfjell Drilling would like to propose to an alternative to annual launching of the lifeboat with crew on board.

The launching of a boat, whether with a full complement of persons or a reduced capacity, is an example of an element of a drill that, depending on the circumstances, involves unnecessary risk. The associated risk will be to both the personnel onboard and subsequent damage to the lifeboats, resulting in the equipment being unavailable in an actual event. The inherent risk associated with launching and recovering the lifeboats offshore is due to the unique environmental conditions present offshore Newfoundland.

The alternative is based on risk reducing measures for the boats and its crew by using OEM simulated launch equipment and procedures. By installing Norsafe SIM MKII Simulating Freefall kit and using OEM operating instruction it is possible to simulate a free fall release of Norsafe Ges40 lifeboats in a safe manner without exposing crew to any increased risk. The use of the simulation kit will enable a full-scale test of both primary and secondary release system (see attached manual).

A 3-monthly assurance test task for function test of the lifeboat freefall release function, by use of simulation kit, is included in the maintenance management for the lifeboats.

In consultation with the lifeboat OEM (Viking AS), they advise that in the case of lifeboat testing being deferred beyond one year then maintenance is to be in accordance with MSC.1/Circ.1486 "Guidelines on Alternative Methods for Lifeboat Drills on MODUs", and advise the following:

- Ensuring the sprinkler system, including the pump, is tested at intervals not exceeding 6 months.
- Ensuring that on a three-monthly basis that the release rams are fully extended on both the main and secondary release mechanism.
- Ensuring that the engine is run on a weekly basis, preferably for an extended period if keel cooling can be achieved.
- Annual and 5 yearly inspection and testing is to be carried out by Viking AS (or an approved service provider by the OEM).


The freefall release systems on all six Norsafe Ges40lifeboats, both primary and secondary, were serviced and tested by OEM April 2023 as part of the 5-yearly Special Periodic Survey for the MODU. In addition, all lifeboats were tested at sea during the 5-yearly service.

The above actions as recommended by the OEM, will be addressed for any Lifeboats with a period more than 12 months since last launching during the period of operation within the CNLOPB jurisdiction.


Precedence, if any:

- Hebron platform
- Terra Nova FPSO
- Hibernia platform
- Searose FPSO

Yours sincerely,



THE UNDERSIGNED CONCURS WITH THIS PROPOSAL



We, members of the Hercules JOHSC have reviewed the reports on behalf of the committee regarding the Viking lifeboats five-year service and tests performed in 2023 SPS. After reviewing them we have no objections or concerns.

Signed - [REDACTED]

Co-Signed - [REDACTED]

Date - 07/07/2023



Odfjell Drilling AS

Kokstadflaten 35
5257 Kokstad
Norway

DNV Canada Ltd. Region Americas
Station St. Johns
121 Kelsey Drive
Suite 200
ST. JOHN'S NL A1B 0L2
Canada
Tel: +1 709 733 3131

Date: 2023-07-06
Our reference: M-AG-FJ/MAWI/
26926-J-11381
Your reference:

HERCULES, ID 26926
Lifeboat Alternative Launching Frequency

Reference is made to your document dated 2023-06-05. The following document is stamped 2023-07-06 and given the status as shown below:

Document No	Rev	DNV No	Title	Code	Status
CSO Decision Application	0	11554	Lifeboat Alternative Launching Frequency		Approved

General Comments **Type**

10611 **CA Acceptance - Freefall Lifeboat Alternative Launching Frequency** **Important Note**

In accordance with paragraph 30(3), DNV Canada Ltd. acting as Certifying Authority to the C-NLOPB concur with the alternative arrangements proposed by Odfjell Drilling AS regarding alternative inspections in lieu of annual launching of Hercules lifeboats.


Rule/regulation: C-NLOPB Offshore Area Occupational Health and Safety Regulations (SOR/2021-247)

This comment was released 2023-07-06

Document No. **CSO Decision Application/0**, "Lifeboat Alternative Launching Frequency" has been reviewed in accordance with C-NLOPB Offshore Area Occupational Health and Safety Regulations (SOR/2021-247) Paragraph 30(3)

Sincerely
for DNV Canada Ltd.

Principal Surveyor/Station Manager

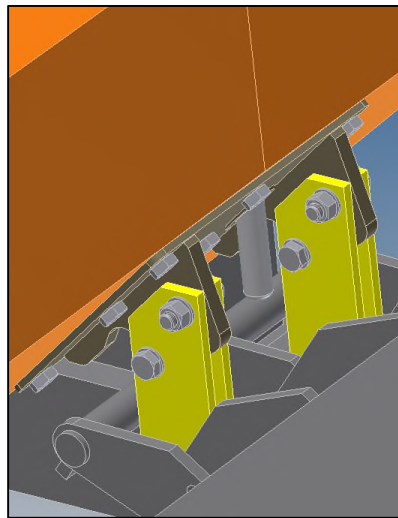


Senior Surveyor



Operation Instructions For SIM MKII Simulating Free Fall

For VIKING freefall lifeboat type: GES 21/25/30/35/40



7	01.11.2021	Updated validity and chapter 2.1			
6	15.04.2020	Updated Viking template			
5	15.07.2019	GES-21/35 added, empty boat weight updated			
4	27.12.2018	Remove option to drill hole in release hook plate			
3	09.11.2018	Added SIM MKII with threaded plates, remove GES 45/50 MKII/ 50 MKII and 52			
2	04.07.2013	GES 45/50 MKII/ 50 MKII and 52 added			
1	22.04.2010	GES 25/30 added			
0	01.02.2010	Issued for information			
REV.:	DATE:	Reason for Issue / Description:	Made By:	Checked By:	Project Approved:
VIKING Project No.: -		Project Title: -			
VIKING Doc. No.: MAN-0034		Operation Instructions For SIM MKII Simulating Free Fall			
Customer Document No.:				Rev. No.: 7	Total Pages: 13

VIKING Project No.:
Rev. Date: 01.11.2020

VIKING Doc. No.: MAN-0034
Rev. No: 7

VIKING Norsafe Life-Saving Equipment A/S
P.O. Box 115

N-4852 Faervik, Norway
Tel: +47 37 05 85 00
Fax: +47 37 05 85 01

E-mail: VIKING-norsafe@VIKING-life.com

Page 2 of 13	VIKING Project No.:	VIKING Doc. No.: MAN-0034	Rev. Date.: 01.11.2021	Rev. No.: 7
Document Title: Operation Instructions for SIM MKII Simulating Free Fall			Customer Doc. No.: —	Rev. No.: —

Direct all inquiries regarding spare parts and service to your local Viking servicing stations on

<https://www.viking-life.com/en>

Spare Parts

E-mail: Spares-LBS@viking-life.com

Claim:

E-mail: warrantyclaim-LB@viking.com

Direct all in inquiries for safety Training on

<http://www.viking-safetyacademy.com/>

Viking Safety Academy Norway:

Phone: + 47 37 05 85 00

E-mail: safetyacademy-no@viking-life.com

Viking Safety Academy Greece:

Phone: + 30 229 2304702

E-mail: safetyacademy-gr@viking-life.com

Please quote the VIKING-Norsafe boat build number when contacting VIKING. The numbers are given on enclosed certificates, and are also shown on the name plate on the lifeboat.

During the warranty period, all necessary spare parts must be supplied by VIKING Norsafe AS.

The use of spare parts supplied by other suppliers violates and forfeits the warranty.

VIKING Norsafe AS are released from all responsibility regarding malfunction or failure of the equipment if maintenance is not completed according to VIKING-Norsafe maintenance manuals/instructions, or if maintenance requiring VIKING-Norsafe trained and certified personnel are performed by non-certified personnel. Ref MSC.402(96), item 4.

This manual has been established with consideration of:

SOLAS 74, chapter III

- IMO Resolution MSC.152(78)
- IMO MSC.1206 Measures to prevent accidents with lifeboats.
- IMO MSC.1205 Guideline for developing manuals for lifeboat systems.
- IMO MSC.402(96) Requirements for maintenance, through examination, operational testing, overhaul and repair of lifeboats and rescue boats, launching appliances and release gear.

Page 3 of 13	VIKING Project No.:	VIKING Doc. No.: MAN-0034	Rev. Date.: 01.11.2021	Rev. No.: 7
Document Title: Operation Instructions for SIM MKII Simulating Free Fall			Customer Doc. No.: —	Rev. No.: —

LIST OF CONTENTS

1	GENERAL SPECIFICATION	6
1.1	<i>REFERENCE DOCUMENTS</i>	<i>7</i>
1.2	<i>NECESSARY EQUIPMENT.....</i>	<i>7</i>
2	OPERATING INSTRUCTIONS SIM MKII	7
2.1	<i>RESTRICTIONS IN USE</i>	<i>7</i>
2.2	<i>PREPARATION FOR SIMULATING FREE FALL.....</i>	<i>8</i>
2.3	<i>PROCEDURE FOR SIMULATED FREE FALL OPERATION.....</i>	<i>9</i>
2.4	<i>BOAT STOWAGE.....</i>	<i>11</i>
3	INSPECTION	12
3.1	<i>HYDRAULIC SYSTEM.....</i>	<i>12</i>
3.2	<i>RELEASE BRACKET</i>	<i>12</i>
3.3	<i>TEST PLATES SIM MKII.....</i>	<i>12</i>

VALIDITY

This manual is valid for the following VIKING Norsafe Free Fall lifeboats:

- GES 21
- GES 25
- GES 30
- GES 35
- GES 40

Page 4 of 13	VIKING Project No.:	VIKING Doc. No.: MAN-0034	Rev. Date.: 01.11.2021	Rev. No.: 7
Document Title: Operation Instructions for SIM MKII Simulating Free Fall			Customer Doc. No.: —	Rev. No.: —

INTRODUCTION

The GES is connected to the davit with a hook on the release bracket that is attached to the boat. This hook is hung over a bolt in the davit and holds the boat in place. To release the boat a hydraulic cylinder is pumped out by a manual hydraulic pump. The cylinder lifts the aft end of the boat and the hook on the release bracket is then lifted free from the davit bolt, and boat slides down the davit. Hydraulic pumps are mounted at the helmsman seat, and should this system fail to operate an identical and totally separate system is installed at the aft bulkhead. To simulate a free fall, four plates are bolted to the hooks on the release bracket as an extension of the hooks. This prevents the hooks to be lifted free from the davit bolt. With this system a safe and easy simulated free fall session is accomplished.

The SIM MKII plates can be used for simulating free-fall with the weight of a fully equipped lifeboat (as per annual inspection) or a 110% fully loaded lifeboat (as per 5 yearly inspection)

WARNING!

Before attempting this procedure the operator should be fully trained in all operational modes of both this boat and it's launching appliance.

NOTE!

SIM MKII has been delivered in 2 version, both approved:

1. With through bolts and nuts on the other side
2. Threaded version where the outer plate has threaded holes and bolts are screwed into the plate – no nuts are used

Page 5 of 13	VIKING Project No.:	VIKING Doc. No.: MAN-0034	Rev. Date.: 01.11.2021	Rev. No.: 7
Document Title: Operation Instructions for SIM MKII Simulating Free Fall			Customer Doc. No.: —	Rev. No.: —

IMPORTANT:

In this manual:

A WARNING!

is an operation procedure, statement or practice which, if not strictly followed, could result in injury or death to personnel.

A CAUTION!

is an operation procedure, statement or practice which, if not strictly followed, could result in damage to equipment or loss of mission effectiveness.

Page 6 of 13	VIKING Project No.:	VIKING Doc. No.: MAN-0034	Rev. Date.: 01.11.2021	Rev. No.: 7
Document Title: Operation Instructions for SIM MKII Simulating Free Fall			Customer Doc. No.: —	Rev. No.: —

1 General specification

SIM MKII is a system used to simulate a free fall release of the GES. With this system a safe and easy simulated free fall session is accomplished. The system consists of 4 plates that are bolted to the release hook when a simulated free fall release is to be done. When the 4 plates are installed they become an extension of the release hook, and the release cylinders can be fully extended (max. stroke 100mm) without releasing the boat. See figures.

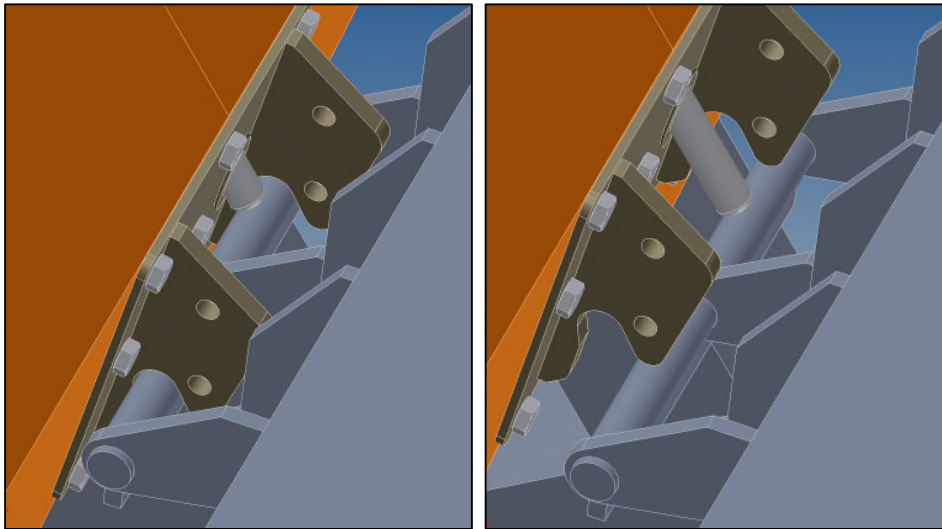


Fig 1 and 2. Shows release hook bracket in normal operation, with release cylinder in retracted and extended position.

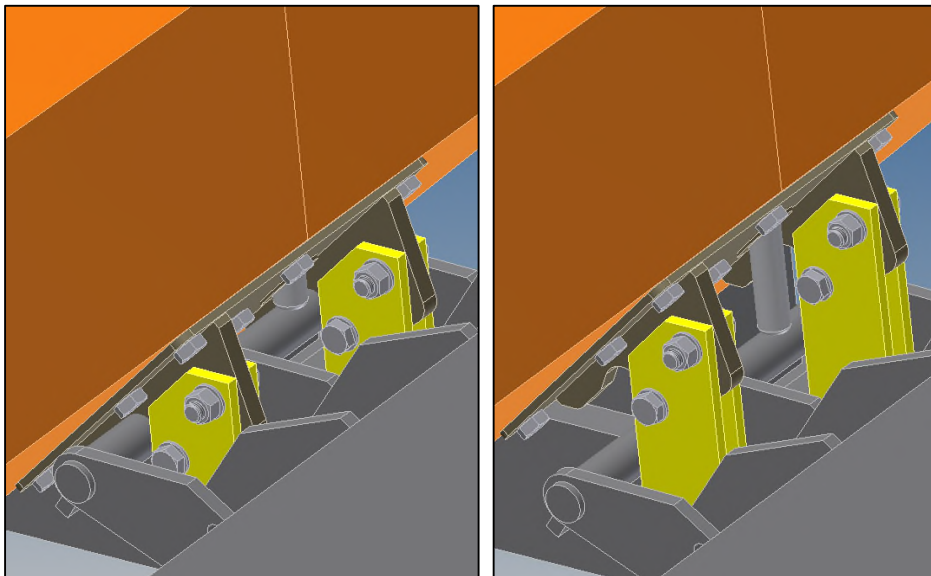


Fig 3 and 4. Shows release hook bracket in simulated free fall operation with the 4 plates installed, with release cylinder in retracted and extended position.

Page 7 of 13	VIKING Project No.:	VIKING Doc. No.: MAN-0034	Rev. Date.: 01.11.2021	Rev. No.: 7
Document Title: Operation Instructions for SIM MKII Simulating Free Fall			Customer Doc. No.: —	Rev. No.: —

1.1 Reference documents

- Operation and Maintenance Manual for Boat
- Operation and Maintenance Manual for Davit
- Drawing for SIM MKII (both through holes and threaded)

1.2 Necessary equipment

- SIM MKII system (test plates, bolts, nuts, and washers).
- Pressure gauge 600bar, with minimess connection.
- Torque wrench, min. 350Nm.
- Wire with wire lock to prevent falling objects.
- Various certified slings, shackles and chain blocks.
- Various tools
- VHF's for communication between person in lifeboat and persons outside lifeboat.

2 Operating instructions SIM MKII

WARNING!

Before operating any system onboard this lifeboat or it's launching appliance, personnel must be fully trained in all modes of equipment operation.

Personnel who are unfamiliar with this lifeboat and launching appliance should not attempt to perform any operation or maintenance procedure. If any doubt, contact VIKING Norsafe A/S.

2.1 Restrictions in use

- SIM MKII is only to be used in calm water ($H_s > 1$ m)
- SIM MKII is only to be used with water in the landing zone, and that launch zone is clear of obstructions.
- Installation bolts (DIN 931), nuts (DIN 934) and washers (DIN 125, 200HV) to be M24 HDG grade 8.8.
- Maximum load time on test plates SIM MKII is one hour.

Page 8 of 13	VIKING Project No.:	VIKING Doc. No.: MAN-0034	Rev. Date.: 01.11.2021	Rev. No.: 7
Document Title: Operation Instructions for SIM MKII Simulating Free Fall			Customer Doc. No.: —	Rev. No.: —

CAUTION!

Any violation to these restrictions could result in damage to equipment or loss of mission effectiveness.

2.2 Preparation for simulating free fall

- If no mezzanine platform is available beneath the boarding platform, an access hatch should be made in the grating on the boarding platform. This for getting easy access to the release bracket, for mounting the test brackets SIM MKII. See fig. 5.

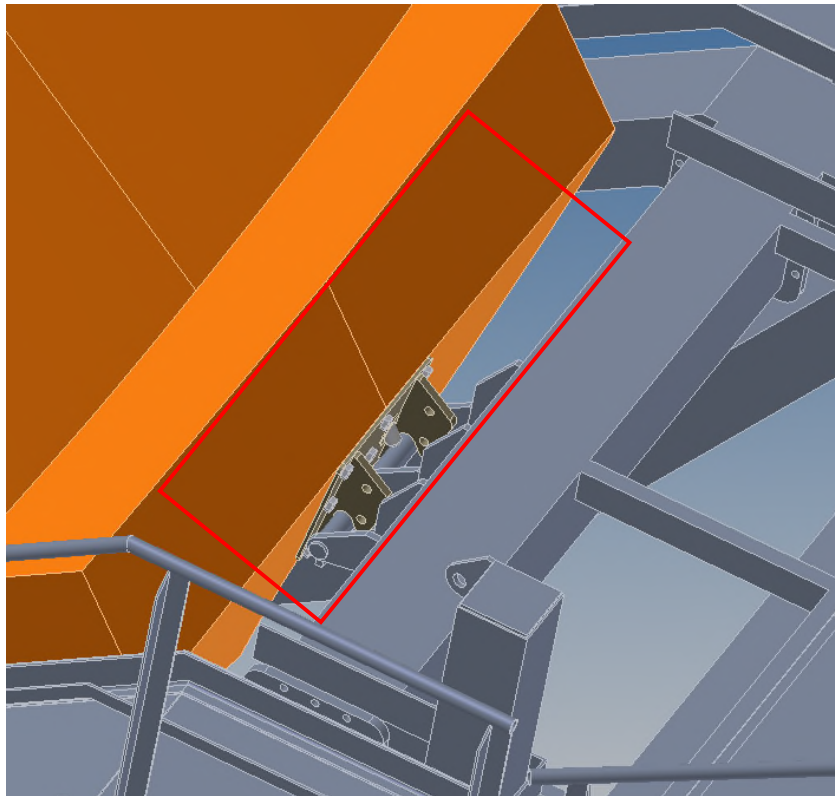


Fig. 5. Indicates the area for access hatch in grating on the boarding platform (fig. shown without grating).

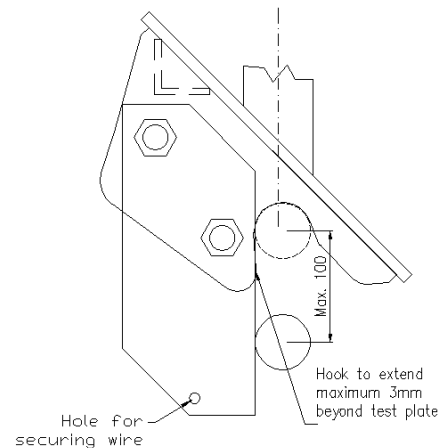
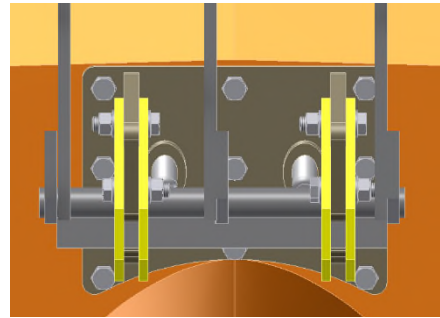
WARNING!

Test brackets and bolts for test to be controlled before use and replaced if necessary. Check release brackets for cracks at the same control.

Page 9 of 13	VIKING Project No.:	VIKING Doc. No.: MAN-0034	Rev. Date.: 01.11.2021	Rev. No.: 7
Document Title: Operation Instructions for SIM MKII Simulating Free Fall			Customer Doc. No.: —	Rev. No.: —

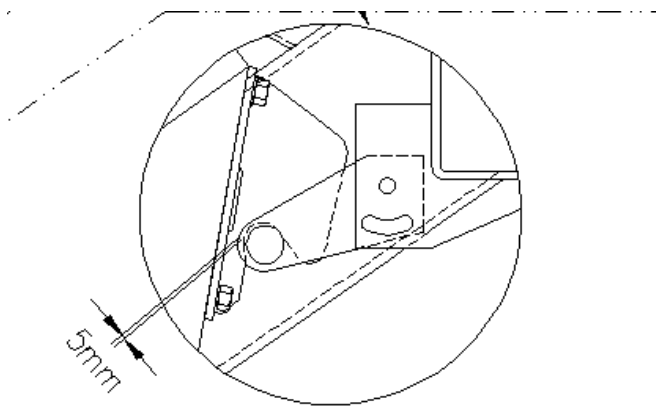
2.3 Procedure for simulated free fall operation

1. To avoid dropped object a securing wire should be attached to each test plate and the other end should be attached at a suitable place near the embarking door on the lifeboat (this will also function as a reminder to remove the plates after completed test).
2. Bolt on the 4 SIM MKII test plates, two on each of the hooks on the release bracket. For threaded version, the threaded plate should be facing outwards. Make sure all 4 test plates are parallel. If the tip of the hook extends more than 2-3mm beyond test brackets, the boat may not come down when the hydraulic jack is retracted.
3. Tighten the bolts to 350Nm slightly oiled.
4. If possible:
 - Secure lifeboat in the “old” free fall bracket at the aft of the lifeboat (as indicated on fig.), the securing should have 1-2cm slack.or;
 - Connect lifeboat slings to the boat and lifting transverse beam:
 - operate davit/crane so that the wire suspension is slightly aft of the boat COG.
 - tighten wire, but do not lift the lifeboat (if davit is used forward sling will be tight, aft sling will be loose). Remember to take up the slack.
5. Grease sliding face on release hook and test brackets.
6. One person to board the lifeboat, attach a pressure gauge to test point on pump (test point has mininess), close all hatches and take seat at the pump and secure seat belt.
7. Release aft lashing arrangement.



Page 10 of 13	VIKING Project No.:	VIKING Doc. No.: MAN-0034	Rev. Date.: 01.11.2021	Rev. No.: 7
Document Title: Operation Instructions for SIM MKII Simulating Free Fall			Customer Doc. No.: —	Rev. No.: —

8. Operate the free fall release mechanism from inside the boat, when the lifeboat starts to lift, observer outside the boat gives signal to person onboard and he notes pressure read out (note all pressures in test log).
9. Continue to pump until the original hooks on the release bracket are free from the bolt on the davit, and test plates are holding the boat in place. Note the “release pressure”.
10. Continue to pump until 400 bar is reached, stop pumping. After 5 min reed pressure, pressure drop should not be more then 30 bar.
11. On signal from person outside that test is acceptable, person inside lifeboat release pressure from release mechanism.
12. If lifeboat does not engage with the bolt on davit, the lifeboat has to be pulled in place by chain blocks or davit/crane.
13. Make sure boat is securely engaged with bolt on davit (see fig. 6).
14. Secure aft lashing and disconnect lifeboat slings from davit/crane.
15. When lifeboat is safely stowed, person inside boat may take off the seat belt.
16. Check release system for oil leaks.
17. Repeat point 6 to 16 for secondary release system.
18. Remove SIM MKII test plates from release bracket and other safety arrangement used during simulated free fall operation.



ALLOW MAX 5mm / MIN 1mm CLEARANCE.

Fig. 6: Lifeboat release plate tolerances when lifeboat is stowed in the davit

Page 11 of 13	VIKING Project No.:	VIKING Doc. No.: MAN-0034	Rev. Date.: 01.11.2021	Rev. No.: 7
Document Title: Operation Instructions for SIM MKII Simulating Free Fall			Customer Doc. No.: —	Rev. No.: —

WARNING!

Remember to remove test brackets when simulated free fall test is done.

2.4 Boat stowage

The craft should always be left in a state of continuous readiness for launching modes. The following check list should be followed as a minimum after simulated free fall test. In addition, the detailed maintenance schedules and procedures as described in the Operation and Maintenance manual should always be maintained:

1. Ensure boat is securely locked in the bolt on the davit.
2. Secure lashing arrangement.
3. Ensure that test plates for simulated free fall are removed from release bracket.
4. Ensure that lifeboat lifting slings is properly secured to the lifeboat.
5. Turn of battery switches and connect lifeboat power supply.
6. Fill lifeboat diesel tank.
7. Check all lifeboat equipment is securely stored.
8. Bilge any water from lifeboat.
9. Re-set both hydraulic free fall pumps.
10. Close all doors and hatches.

Page 12 of 13	VIKING Project No.:	VIKING Doc. No.: MAN-0034	Rev. Date.: 01.11.2021	Rev. No.: 7
Document Title: Operation Instructions for SIM MKII Simulating Free Fall			Customer Doc. No.: —	Rev. No.: —

3 Inspection

The following inspections are to be done before and after simulated free fall operation.

3.1 Hydraulic system

Check pump and cylinder for oil leaks. Remember both main and secondary systems. Hose connections may be tightened slightly if leaks are found. Other leaks or damaged or cracked hoses need attention from VIKING Norsafe service personnel.

Check oil level at top of pump by opening centre bolt that has a dipstick attached. Oil level should be on the blue end of the dipstick with the piston retracted. Refill with hydraulic oil as required. Do not overfill; an airspace is required for correct operation.

3.2 Release bracket

Visually check release brackets and grp area around release bracket, inside and outside, for cracks and deformation. If cracks or deformation is detected, contact VIKING Norsafe AS for consultants.

3.3 Test plates SIM MKII

Visually check test plates and test bolts for cracks and deformation. If cracks or deformation is detected parts should be replaced, contact VIKING Norsafe AS.

Page 13 of 13	VIKING Project No.:	VIKING Doc. No.: MAN-0034	Rev. Date.: 01.11.2021	Rev. No.: 7
Document Title: Operation Instructions for SIM MKII Simulating Free Fall			Customer Doc. No.: —	Rev. No.: —

4. Test log

Boat no.	Main system									Secondary system									
	Start pressure			Release pressure			Pressure test			Start pressure			Release pressure			Pressure test			
1																			
2																			
3																			
4																			
5																			
6																			
7																			
8																			
9																			
10																			

Comments:

From: [REDACTED]

Sent: Friday, July 7, 2023 5:27 PM

To: [REDACTED]

Cc: [REDACTED]

Subject: RE: [REDACTED]

Hi [REDACTED]

We hereby confirm that VIKING Norsafe have performed 5 yearly service and performed test on 6 pcs free fall test onboard Deepsea Hercules according to our procedures with satisfying result.

Statement of serviceability (SOS) is issued to Odfjell Drilling.

Best regards,

[REDACTED]

VIKING NORSAFE LIFE-SAVING EQUIPMENT Norway AS

[REDACTED]

Tel.: [REDACTED]



**VIKING
NORSAFE**

Doc. No: SE-07-016
Doc. Type: Checklist / template
Page: 1 of 1

Author (sign): JRS
Approved (sign): AZA (central)
Verified (sign): AZA

Statement of Serviceability

Rev. date: 08.06.2022
Rev. no: 9
First publ. date: 01.02.2009

VIKING Norsafe Life-Saving Equipment hereby confirms that authorized VIKING Norsafe Life-Saving Equipment representatives have inspected the equipment listed below. Based on the service records provided by the vessel, in case of LRRS, based on the Hook replacement approval documentation found onboard, and provided all items inspected are found in good condition (marked "OK") or findings are rectified within the agreed rectification period, VIKING Norsafe Life-Saving Equipment confirms the equipment found to be fit for use as required by SOLAS regulations and applicable IMO guidelines. Starting from the date of inspection, this certificate will expire after 1 year after date of inspection, on which VIKING Norsafe Life-Saving Equipment obligation to remedy defects applies as referred to in VIKING Life-Saving Equipment's General Terms and Conditions for the supply of services.

P.O Box 115
N 4852 FÆRVIK - NORWAY
Phone: +47 37 05 85 00
Telefax: +47 37 05 85 00
www.viking-life.com

Vessel info

VIKING Norsafe certificate no:		Service Engineer no:	107531
VIKING Norsafe order no:	4626345	LSA Location:	LB 1. FWD PORT
Vessel:	Hercules	IMO no:	8768763
Date of inspection:	20.04.2023	Date of last performed dynamic load test:	04.2023
Original project no:		Yard / Hull no:	

Equipment info

Subject:	Maker:	Type:	Serial no:
Lifesaving equipment	Viking Norsafe	GES 40 USL	15742
Release gear	Viking Norsafe	Holdback	NA
Davit	Viking Norsafe	H160	1792
Winch	Zolleren	4,22	110

Inspection result

Subject	Result based on the findings from VIKING Norsafe's checklist:	
	Ok:	Findings:
Lifesaving equipment	OK	
Release gear	OK	
Davit	OK	
Winch	OK	

The above findings (if any) shall be rectified within three (3) months from the date of the inspection.

Annual inspection conducted in accordance to IMO MSC.402(96)	<input type="checkbox"/>	Next 1Y inspection:	04-2024
Not later than 3 months before or after date of the Ship Safety Equipment Certificate (SSEC Leads).		Next 5Y inspection:	04.2028
5 yearly inspection conducted in accordance to IMO MSC.402(96)	<input checked="" type="checkbox"/>	Not later than 3 months before or after date of the Ship Safety Equipment Certificate (SSEC Leads).	

Service station no: 4901 Name: Arendal-Norway

Date/Place:	HanøyTangen	Date/Place:	
Sign. VIKING Norsafe Engineer:		Sign. VIKING Norsafe Supervisor:	
Name of engineer in printed letters:		Name of supervisor in printed letters:	POSTBOKS

VIKING Norsafe Life-Saving Equipment is not liable for any errors or omissions in this certificate or in any other related documents, or for any errors of judgment, fault or acts of negligence or gross negligence by personnel of VIKING Norsafe Life-Saving Equipment or its agents during or in connection with the inspection. Further, this certificate only takes into account the state of the equipment as observed at the time of inspection and it is the responsibility of the equipment owner to subsequently properly maintain the equipment. No third parties to the contract pursuant to which this certificate is issued are entitled to enforce any terms thereunder or otherwise put forward any claim against VIKING Norsafe Life-Saving Equipment based on this certificate and the equipment owner shall indemnify VIKING Norsafe Life-Saving Equipment against any and all consequences of such claims. This certificate is further subject to VIKING Norsafe Life-Saving Equipment's General Terms and Conditions for the supply of services provided inter alia on www.viking-life.com.



**VIKING
NORSAFE**

Doc.No: SE-07-016
Doc.Type: Checklist / template
Page: 1 of 1

Author (sign): JRS
Approved (sign): AZA (central)
Verified (sign): AZA

Statement of Serviceability

Rev. date: 08.06.2022
Rev. no: 9
First publ.date: 01.02.2009

VIKING Norsafe Life-Saving Equipment hereby confirms that authorized VIKING Norsafe Life-Saving Equipment representatives have inspected the equipment listed below. Based on the service records provided by the vessel, in case of LRRS, based on the Hook replacement approval documentation found onboard, and provided all items inspected are found in good condition (marked "OK") or findings are rectified within the agreed rectification period, VIKING Norsafe Life-Saving Equipment confirms the equipment found to be fit for use as required by SOLAS regulations and applicable IMO guidelines. Starting from the date of inspection, this certificate will expire after 1 year after date of inspection, on which VIKING Norsafe Life-Saving Equipment obligation to remedy defects applies as referred to in VIKING Life-Saving Equipment's General Terms and Conditions for the supply of services.

P.O Box 115
N 4852 FÆRVIK - NORWAY
Phone: +47 37 05 85 00
Telefax: +47 37 05 85 00
www.viking-life.com

Vessel info

VIKING Norsafe certificate no:		Service Engineer no:	107531
VIKING Norsafe order no:	4626345	LSA Location:	LB 2. FWD
Vessel:	Hercules	IMO no:	8768763
Date of inspection:	20.04.2023	Date of last performed dynamic load test:	04.2023
Original project no:		Yard / Hull no:	

Equipment info

Subject:	Maker:	Type:	Serial no:
Lifesaving equipment	Viking Norsafe	GES 40 USL	15969
Release gear	Viking Norsafe	Holdback	NA
Davit	Viking Norsafe	H160	1793
Winch	Zollerren	4,22	111

Inspection result

Subject	Result based on the findings from VIKING Norsafe's checklist:	
	Ok:	Findings:
Lifesaving equipment	OK	
Release gear	OK	
Davit	OK	
Winch	OK	

The above findings (if any) shall be rectified within three (3) months from the date of the inspection.

Annual inspection conducted in accordance to IMO MSC.402(96)	<input type="checkbox"/>	Next 1Y inspection:	04-2024
		Not later than 3 months before or after date of the Ship Safety Equipment Certificate (SSEC Leads).	
5 yearly inspection conducted in accordance to IMO MSC.402(96)	<input checked="" type="checkbox"/>	Next 5Y inspection:	04.2028
		Not later than 3 months before or after date of the Ship Safety Equipment Certificate (SSEC Leads).	

Service station no: 4901 Name: Arendal-Norway

Date/Place:	20.04.2023 Hanøy Tangen	Date/Place:	
Sign. VIKING Norsafe Engineer:		Sign. VIKING Norsafe Supervisor:	
Name of engineer in printed letters:		Name of supervisor in printed letters:	16, 4852 FÆRVIK, NORWAY

VIKING Norsafe Life-Saving Equipment is not liable for any errors or omissions in this certificate or in any other related documents, or for any errors of judgment, fault or acts of negligence or gross negligence by personnel of VIKING Norsafe Life-Saving Equipment or its agents during or in connection with the inspection. Further, this certificate only takes into account the state of the equipment as observed at the time of inspection and it is the responsibility of the equipment owner to subsequently properly maintain the equipment. No third parties to the contract pursuant to which this certificate is issued are entitled to enforce any terms thereunder or otherwise put forward any claim against VIKING Norsafe Life-Saving Equipment based on this certificate and the equipment owner shall indemnify VIKING Norsafe Life-Saving Equipment against any and all consequences of such claims. This certificate is further subject to VIKING Norsafe Life-Saving Equipment's General Terms and Conditions for the supply of services provided inter alia on www.viking-life.com.



**VIKING
NORSAFE**

Doc.No: **SE-07-016**
Doc.Type: Checklist / template
Page: 1 of 1

Author (sign): JRS Approved (sign): AZA (central) Verified (sign): AZA	Statement of Serviceability	Rev. date: 08.06.2022 Rev. no: 9 First publ.date: 01.02.2009
--	------------------------------------	--

VIKING Norsafe Life-Saving Equipment hereby confirms that authorized VIKING Norsafe Life-Saving Equipment representatives have inspected the equipment listed below. Based on the service records provided by the vessel, in case of LRRS, based on the Hook replacement approval documentation found onboard, and provided all items inspected are found in good condition (marked "OK") or findings are rectified within the agreed rectification period, VIKING Norsafe Life-Saving Equipment confirms the equipment found to be fit for use as required by SOLAS regulations and applicable IMO guidelines. Starting from the date of inspection, this certificate will expire after 1 year after date of inspection, on which VIKING Norsafe Life-Saving Equipment obligation to remedy defects applies as referred to in VIKING Life-Saving Equipment's General Terms and Conditions for the supply of services.

P.O Box 115
N 4852 FÆRVIK - NORWAY
Phone: +47 37 05 85 00
Telefax: +47 37 05 85 00
www.viking-life.com

Vessel info			
VIKING Norsafe certificate no:		Service Engineer no:	107531
VIKING Norsafe order no:	4626345	LSA Location:	LB 3. FWD STB
Vessel:	Hercules	IMO no:	8768763
Date of inspection:	20.04.2023	Date of last performed dynamic load test:	04.2023
Original project no:		Yard / Hull no:	
Equipment info			
Subject:	Maker:	Type:	Serial no:
Lifesaving equipment	Viking Norsafe	GES 40 USL	15967
Release gear	Viking Norsafe	Holdback	NA
Davit	Viking Norsafe	H160	1794
Winch	Zolleren	4,22	112
Inspection result			
Subject	Result based on the findings from VIKING Norsafe's checklist:		
	Ok:	Findings:	
Lifesaving equipment	OK		
Release gear	OK		
Davit	OK		
Winch	OK		

The above findings (if any) shall be rectified within three (3) months from the date of the inspection.

Annual inspection conducted in accordance to IMO MSC.402(96)	<input type="checkbox"/>	Next 1Y inspection:	04-2024
		Not later than 3 months before or after date of the Ship Safety Equipment Certificate (SSEC Leads).	
5 yearly inspection conducted in accordance to IMO MSC.402(96)	<input checked="" type="checkbox"/>	Next 5Y inspection:	04.2028
		Not later than 3 months before or after date of the Ship Safety Equipment Certificate (SSEC Leads).	

Service station no: 4901 Name: Arendal-Norway

Date/Place:	HanøyTangen 20.04.2023	Date/Place:	
Sign. VIKING Norsafe Engineer:		Sign. VIKING Norsafe Supervisor:	
Name of engineer in printed letters:		Name of supervisor in printed letters:	



POSTBOKS 115, 4852 FÆRVIK, NORWAY

VIKING Norsafe Life-Saving Equipment is not liable for any errors or omissions in this certificate or in any other related documents, or for any errors of judgment, fault or acts of negligence or gross negligence by personnel of VIKING Norsafe Life-Saving Equipment or its agents during or in connection with the inspection. Further, this certificate only takes into account the state of the equipment as observed at the time of inspection and it is the responsibility of the equipment owner to subsequently properly maintain the equipment. No third parties to the contract pursuant to which this certificate is issued are entitled to enforce any terms thereunder or otherwise put forward any claim against VIKING Norsafe Life-Saving Equipment based on this certificate and the equipment owner shall indemnify VIKING Norsafe Life-Saving Equipment against any and all consequences of such claims. This certificate is further subject to VIKING Norsafe Life-Saving Equipment's General Terms and Conditions for the supply of services provided inter alia on www.viking-life.com.



**VIKING
NORSAFE**

Doc.No: SE-07-016
Doc.Type: Checklist / template
Page: 1 of 1

Author (sign): JRS
Approved (sign): AZA (central)
Verified (sign): AZA

Statement of Serviceability

Rev. date: 08.06.2022
Rev. no: 9
First publ.date: 01.02.2009

VIKING Norsafe Life-Saving Equipment hereby confirms that authorized VIKING Norsafe Life-Saving Equipment representatives have inspected the equipment listed below. Based on the service records provided by the vessel, in case of LRRS, based on the Hook replacement approval documentation found onboard, and provided all items inspected are found in good condition (marked "OK") or findings are rectified within the agreed rectification period, VIKING Norsafe Life-Saving Equipment confirms the equipment found to be fit for use as required by SOLAS regulations and applicable IMO guidelines. Starting from the date of inspection, this certificate will expire after 1 year after date of inspection, on which VIKING Norsafe Life-Saving Equipment obligation to remedy defects applies as referred to in VIKING Life-Saving Equipment's General Terms and Conditions for the supply of services.

P.O Box 115
N 4852 FÆRVIK - NORWAY
Phone: +47 37 05 85 00
Telefax: +47 37 05 85 00
www.viking-life.com

Vessel info

VIKING Norsafe certificate no:		Service Engineer no:	107531
VIKING Norsafe order no:	4626345	LSA Location:	LB 4. AFT PORT
Vessel:	Hercules	IMO no:	8768763
Date of inspection:	20.04.2023	Date of last performed dynamic load test:	04.2023
Original project no:		Yard / Hull no:	

Equipment info

Subject:	Maker:	Type:	Serial no:
Lifesaving equipment	Viking Norsafe	GES 40 USL	15970
Release gear	Viking Norsafe	Holdback	NA
Davit	Viking Norsafe	H160	1795
Winch	Zollerren	4,22	113

Inspection result

Subject	Result based on the findings from VIKING Norsafe`s checklist:	
	Ok:	Findings:
Lifesaving equipment	OK	
Release gear	OK	
Davit	OK	
Winch	OK	

The above findings (if any) shall be rectified within three (3) months from the date of the inspection.

Annual inspection conducted in accordance to IMO MSC.402(96)	<input type="checkbox"/>	Next 1Y inspection:	04-2024
		Not later than 3 months before or after date of the Ship Safety Equipment Certificate (SSEC Leads).	
5 yearly inspection conducted in accordance to IMO MSC.402(96)	<input checked="" type="checkbox"/>	Next 5Y inspection:	04-2028
		Not later than 3 months before or after date of the Ship Safety Equipment Certificate (SSEC Leads).	

Service station no: 4901 Name: Arendal-Norway

Date/Place:	HanøyTangen 20.04.2023	Date/Place:	
Sign. VIKING Norsafe Engineer:		Sign. VIKING Norsafe Supervisor:	
Name of engineer in printed letters:		Name of supervisor in printed letters:	

VIKING Norsafe Life-Saving Equipment is not liable for any errors or omissions in this certificate or in any other related documents, or for any errors of judgment, fault or acts of negligence or gross negligence by personnel of VIKING Norsafe Life-Saving Equipment or its agents during or in connection with the inspection. Further, this certificate only takes into account the state of the equipment as observed at the time of inspection and it is the responsibility of the equipment owner to subsequently properly maintain the equipment. No third parties to the contract pursuant to which this certificate is issued are entitled to enforce any terms hereunder or otherwise put forward any claim against VIKING Norsafe Life-Saving Equipment based on this certificate and the equipment owner shall indemnify VIKING Norsafe Life-Saving Equipment against any and all consequences of such claims. This certificate is further subject to VIKING Norsafe Life-Saving Equipment's General Terms and Conditions for the supply of services provided inter alia on www.viking-life.com.



**VIKING
NORSAFE**

Doc.No: SE-07-016
Doc.Type: Checklist / template
Page: 1 of 1

Author (sign): JRS Approved (sign): AZA (central) Verified (sign): AZA	Statement of Serviceability	Rev. date: 08.06.2022 Rev. no: 9 First publ.date: 01.02.2009
--	------------------------------------	--

VIKING Norsafe Life-Saving Equipment hereby confirms that authorized VIKING Norsafe Life-Saving Equipment representatives have inspected the equipment listed below. Based on the service records provided by the vessel, in case of LRRS, based on the Hook replacement approval documentation found onboard, and provided all items inspected are found in good condition (marked "OK") or findings are rectified within the agreed rectification period, VIKING Norsafe Life-Saving Equipment confirms the equipment found to be fit for use as required by SOLAS regulations and applicable IMO guidelines. Starting from the date of inspection, this certificate will expire after 1 year after date of inspection, on which VIKING Norsafe Life-Saving Equipment obligation to remedy defects applies as referred to in VIKING Life-Saving Equipment's General Terms and Conditions for the supply of services.

P.O Box 115
N 4852 FÆRVIK - NORWAY
Phone: +47 37 05 85 00
Telefax: +47 37 05 85 00
www.viking-life.com

Vessel info			
VIKING Norsafe certificate no:		Service Engineer no:	107531
VIKING Norsafe order no:	4626345	LSA Location:	LB 5. AFT
Vessel:	Hercules	IMO no:	8768763
Date of inspection:	20.04.2023	Date of last performed dynamic load test:	04.2023
Original project no:		Yard / Hull no:	
Equipment info			
Subject:	Maker:	Type:	Serial no:
Lifesaving equipment	Viking Norsafe	GES 40 USL	15965
Release gear	Viking Norsafe	Holdback	NA
Davit	Viking Norsafe	H160	1796
Winch	Zolleren	4,22	114
Inspection result			
Subject	Result based on the findings from VIKING Norsafe's checklist:		
	Ok:	Findings:	
Lifesaving equipment	OK		
Release gear	OK		
Davit	OK		
Winch	OK		

The above findings (if any) shall be rectified within three (3) months from the date of the inspection.

Annual inspection conducted in accordance to IMO MSC.402(96)	<input type="checkbox"/>	Next 1Y inspection:	04-2024
		Not later than 3 months before or after date of the Ship Safety Equipment Certificate (SSEC Leads).	
5 yearly inspection conducted in accordance to IMO MSC.402(96)	<input checked="" type="checkbox"/>	Next 5Y inspection:	04.2028
		Not later than 3 months before or after date of the Ship Safety Equipment Certificate (SSEC Leads).	

Service station no: 4901	Name: Arendal-Norway
--------------------------	----------------------

Date/Place:	HanøyTangen 20.04.2023	Date/Place:	
Sign. VIKING Norsafe Engineer:		Sign. VIKING Norsafe Supervisor:	
Name of engineer in printed letters:		Name of supervisor in printed letters:	

VIKING Norsafe Life-Saving Equipment is not liable for any errors or omissions in this certificate or in any other related documents, or for any errors of judgment, fault or acts of negligence or gross negligence by personnel of VIKING Norsafe Life-Saving Equipment or its agents during or in connection with the inspection. Further, this certificate only takes into account the state of the equipment as observed at the time of inspection and it is the responsibility of the equipment owner to subsequently properly maintain the equipment. No third parties to the contract pursuant to which this certificate is issued are entitled to enforce any terms thereunder or otherwise put forward any claim against VIKING Norsafe Life-Saving Equipment based on this certificate and the equipment owner shall indemnify VIKING Norsafe Life-Saving Equipment against any and all consequences of such claims. This certificate is further subject to VIKING Norsafe Life-Saving Equipment's General Terms and Conditions for the supply of services provided inter alia on www.viking-life.com.



**VIKING
NORSAFE**

Doc.No: **SE-07-016**
Doc.Type: Checklist / template
Page: 1 of 1

Author (sign): JRS
Approved (sign): AZA (central)
Verified (sign): AZA

Statement of Serviceability

Rev. date: 08.06.2022
Rev. no: 9
First publ.date: 01.02.2009

VIKING Norsafe Life-Saving Equipment hereby confirms that authorized VIKING Norsafe Life-Saving Equipment representatives have inspected the equipment listed below. Based on the service records provided by the vessel, in case of LRRS, based on the Hook replacement approval documentation found onboard, and provided all items inspected are found in good condition (marked "OK") or findings are rectified within the agreed rectification period, VIKING Norsafe Life-Saving Equipment confirms the equipment found to be fit for use as required by SOLAS regulations and applicable IMO guidelines. Starting from the date of inspection, this certificate will expire after 1 year after date of inspection, on which VIKING Norsafe Life-Saving Equipment obligation to remedy defects applies as referred to in VIKING Life-Saving Equipment's General Terms and Conditions for the supply of services.

P.O Box 115
N 4852 FÆRVIK - NORWAY
Phone: +47 37 05 85 00
Telefax: +47 37 05 85 00
www.viking-life.com

Vessel info

VIKING Norsafe certificate no:		Service Engineer no:	107531
VIKING Norsafe order no:	4626345	LSA Location:	LB 6. AFT STB
Vessel:	Hercules	IMO no:	8768763
Date of inspection:	20.04.2023	Date of last performed dynamic load test:	04.2023
Original project no:		Yard / Hull no:	

Equipment info

Subject:	Maker:	Type:	Serial no:
Lifesaving equipment	Viking Norsafe	GES 40 USL	15968
Release gear	Viking Norsafe	Holdback	NA
Davit	Viking Norsafe	H160	1797
Winch	Zolleren	4,22	115

Inspection result

Subject	Result based on the findings from VIKING Norsafe's checklist:	
	Ok:	Findings:
Lifesaving equipment	OK	
Release gear	OK	
Davit	OK	
Winch	OK	

The above findings (if any) shall be rectified within three (3) months from the date of the inspection.

Annual inspection conducted in accordance to IMO MSC.402(96)	<input type="checkbox"/>	Next 1Y inspection:	04-2024
		Not later than 3 months before or after date of the Ship Safety Equipment Certificate (SSEC Leads).	
5 yearly inspection conducted in accordance to IMO MSC.402(96)	<input checked="" type="checkbox"/>	Next 5Y inspection:	04-2028
		Not later than 3 months before or after date of the Ship Safety Equipment Certificate (SSEC Leads).	

Service station no: 4901 Name: Arendal-Norway

Date/Place:	HanøyTangen 20.04.2023	Date/Place:	
Sign. VIKING Norsafe Engineer:		Sign. VIKING Norsafe Supervisor:	
Name of engineer in printed letters:		Name of supervisor in printed letters:	

VIKING Norsafe Life-Saving Equipment is not liable for any errors or omissions in this certificate or in any other related documents, or for any errors of judgment, fault or acts of negligence or gross negligence by personnel of VIKING Norsafe Life-Saving Equipment or its agents during or in connection with the inspection. Further, this certificate only takes into account the state of the equipment as observed at the time of inspection and it is the responsibility of the equipment owner to subsequently properly maintain the equipment. No third parties to the contract pursuant to which this certificate is issued are entitled to enforce any terms thereunder or otherwise put forward any claim against VIKING Norsafe Life-Saving Equipment based on this certificate and the equipment owner shall indemnify VIKING Norsafe Life-Saving Equipment against any and all consequences of such claims. This certificate is further subject to VIKING Norsafe Life-Saving Equipment's General Terms and Conditions for the supply of services provided inter alia on www.viking-life.com.